

Lindenwood University

Digital Commons@Lindenwood University

Athletic Guides

Athletic Guides and Season Schedules

Fall 2013

2013-2014 Lindenwood University Football Media Guide

Lindenwood University

Follow this and additional works at: https://digitalcommons.lindenwood.edu/sports_guides



Part of the [Sports Studies Commons](#)




LINDENWOOD



2013 MEDIA GUIDE



The heart of a Lion - 20




BLAKE ARNETTE § VILLA RIDGE, MISSOURI

WR § 5-10 § 184




STEVEN DAVIS § PERRIS, CALIFORNIA

OL § 6-5 § 316



PIERRE DESIR § ST. CHARLES, MISSOURI

CB § 6-2 § 206



CHRIS FLOYD § PASADENA, CALIFORNIA

DT § 6-2 § 284



NICO GIOKARIS § LEE'S SUMMIT, MISSOURI

LB § 6-0 § 210




BEN GOMEZ § SAN JUAN CAPISTRANO, CALIFORNIA

QB § 6-0 § 201




TERANCE JACKSON § VIDALIA, GEORGIA

WR § 6-2 § 183



FILIP JONSSON § OREBRO, SWEDEN




LB § 5-11 § 227



JAMES NEAL § MANSFIELD, TEXAS

PK § 5-7 § 140

2013 lindenwood seniors



once a lion
always a
lion



INTRODUCTION

Quick Facts2
 Media Info.....3
 Lindenwood on the web4
 Broadcast Information.....5

2014 COACHING STAFF

Patrick Ross.....7-10
 Deion Melvin11
 Mike Preston.....12
 Matt Karleskint.....12
 Kent Maugeri.....13
 Austin Bortle.....13
 Marcus Yokeley.....14
 Graduate Assistant and Student Assistants.....14

2013 LIONS

Season Preview17-20
 Roster.....17-18
 Alphabetical17-18
 Roster Breakdown.....19
 Returners20-32
 Transfers32-34
 Redshirt Freshman.....34-37
 True Freshman38-40

MIAA

Opponents42-46
 MIAA47-48
 2013 MIAA Season.....49
 2013 Statistics50

2013 REVIEW

Season Review53-54
 Game 155
 Game 255
 Game 356
 Game 456
 Game 557
 Game 657
 Game 758
 Game 858
 Game 959
 Game 1059
 Game 1160
 Game 1260
 2013 Statistics61-63

LU HISTORY AND RECORDS

Rushing65-66
 Passing.....67-68
 Receiving.....69-70
 Defense.....71-72
 Special Teams.....73-74
 Offense75-76
 Year-by-Year Scores77-78
 Records vs. Opponents79-80
 Playoff History.....81-84
 Playoff Records.....85-86

LINDENWOOD UNIVERSITY

Athletic Department.....89
 Athletic Director90
 Staff Directory91-92
 Strength and Conditioning93
 Athletic Training.....94
 Hunter Stadium95-96
 Athletics Success Building97
 Athletics Facilities98
 Athletic Department History99-100
 National Champions.....101-102
 President James Evans103
 About Lindenwood.....104-108
 St. Louis.....109-110
 St. Charles.....111-112



7 COACHES

The Lindenwood coaching staff is one of the best in the country, led by head coach Patrick Ross.

17 LIONS

Read all about the 2012 edition of the Lindenwood Lions. The team is led by some dynamic playmakers and a set of all new Lions.

46 MIAA

This section is dedicated to the Lions' 2012 opponents. It is also where you can find all the info about Lindenwood's new conference, the MIAA.

69 HISTORY

Lindenwood football has had a lot of special players. You can find out all about the history of the Lindenwood football.

93 ABOUT LU

This section is all about Lindenwood University and its dynamic athletic department.



The 2014 Lindenwood Football Media Guide was written and designed by Assistant Sports Information Director Mike Morgan. Editorial assistance was provided by the Lindenwood Sports Information and Public Relations offices. Photos used in media guide taken by Don Adams Jr. unless otherwise noted.



GENERAL INFORMATION

Name.....Lindenwood University
 Location.....St. Charles, Mo.
 Founded.....1827
 Enrollment.....8,787
 Nickname.....Lions
 School Colors.....Black and Gold
 Affiliation.....NCAA Division II
 Conference.....MIAA
 President.....Dr. James D. Evans
 Athletic Director.....John Creer
 Faculty Representative.....David Arns
 Athletics Phone.....636-949-4600

PROGRAM HISTORY

First Season.....1990
 All-Time Record.....134-120-2 (.527, 24th yr.)
 Postseason Record.....5-7
 Times in Playoffs/Last.....6/2010 (NAIA)

COACHING INFORMATION

Head Coach.....Patrick Ross
 Alma Mater.....Puget Sound (1997)
 Record at Lindenwood.....82-26 (10th season)
 Career Record.....96-33 (12th season)
 Office Phone.....636-949-4800
 Email.....pross@lindenwood.edu
 Best Time to Call.....Mornings

ASSISTANT COACHES

Defensive Coordinator.....Deion Melvin
 Passing Game Coordinator.....Matt Karleskint
 Run Game Coordinator.....Mike Preston
 Special Teams Coordinator.....Kent Maugeri
 Assistant Head Coach.....Marcus Yokeley
 Defensive Ends.....Austin Bortle
 Strength Coach.....Shawn Nagel
 Assistant Strength Coach.....Michael Hoffman
 Athletic Trainer.....Tom Godar

TEAM INFORMATION

2012 Record.....8-4
 Conf. Record (Finish).....7-3 (t-4th)
 Final Ranking.....NR
 Basic Offense.....Spread
 Basic Defense.....4-2

LETTERWINNERS RETURNING

Offense: 18 Defense: 13
 Specialty: 2 Total: 33

LETTERWINNERS LOST

Offense: 13 Defense: 15
 Specialty: 0 Total: 28

STARTERS RETURNING

Offense: 4 Defense: 5
 Specialty: 2 Total: 11

STADIUM INFORMATION

Name.....Harlen C. Hunter Stadium
 Capacity.....6,000
 Surface.....Enviro turf
 All-Time Home Record.....82-47 (.636)
 Press Box Phone.....636-255-7800



2014 SCHEDULE		
Sept. 4	at Washburn (Kan.)*	6 p.m.
Sept. 11	Pittsburg State (Kan.)*	6 p.m.
Sept. 20	at Fort Hays (Kan.)*	7 p.m.
Sept. 25	Missouri Western*	7 p.m.
Oct. 4	at Emporia State (Kan.)*	2 p.m.
Oct. 11	Northwest Missouri*	1:30 p.m.
Oct. 18	at Nebraska-Kearney*	1 p.m.
Oct. 25	Missouri Southern*	1:30 p.m.
Nov. 1	at Central Missouri*	1:30 p.m.
Nov. 8	Central Oklahoma*	1:30 p.m.
Nov. 15	at Northeastern State*	1 p.m.

Scan QR Codes with your cell phone to view information about Lindenwood football.



2014 Schedule



2014 Coaching Staff



2014 Roster



LU FB History



2013 Stats



lindenwoodlions.com



MEDIA RELATIONS

209 S. Kingshighway
St. Charles, Mo. 63301

Athletics Phone:.....636-949-4600
Fax Number:.....636-949-4636
Sports Info Phone:.....636-949-4368
Website:.....www.lindenwoodlions.com
Twitter:.....@LU_Lions
Facebook:lindenwood-university-athletics
Youtube:lindenwoodlions

Daniel Newton

Sports Information Director

Office Phone: 636-949-4368

Cell Number: 636-373-2765

Email: dnewton@lindenwood.edu

Alma Mater: Truman State '99

Lindenwood '09

Sports: FB, WV, WBB, WLax, Gym



Daniel Newton came to Lindenwood University in December of 2006 as the school's Sports Information Director. He is in his 15th year working full-time in a Sports Information Office.

At Lindenwood, Newton helps with the public relations effort and statistical operations for the 27 NCAA sports. Besides his regular duties, Newton has assisted with starting the Lindenwood Athletics Hall of Fame in 2007, creating a new athletics website in 2009, and led the redesign of the athletics website in 2012.

Prior to coming to Lindenwood, Newton served as the Media Relations Coordinator at Truman State University from 2002-2006, and was the Assistant Media Relations Director at Portland State University from 1999-2002. He has also worked in press rooms for various professional teams, including the Portland Trailblazers (NBA) and Portland Beavers (Triple A Baseball), and was the assistant media relations contact for the 2000 NCAA Division I Women's Basketball West Regional.

Newton worked as a student assistant in the Sports Information Office at Truman from 1996-99 and received a bachelor degree in business administration from Truman in 1999. He earned his master's in sports management from Lindenwood in 2009.

Daniel and wife, Jennifer, reside in St. Peters, Mo. and have two sons, Bryan and Jordan.

Mike Morgan

Assistant Sports Information Director

Office Phone: 636-627-2534

Cell Number: 636-578-6484

Email: mmorgan1@lindenwood.edu

Alma Mater: Lindenwood '04

Lindenwood '11

Sports: MSoc, MBB, Golf, SB



Mike Morgan is entering his fourth year as the Assistant Sports Information Director at Lindenwood University. Before moving into his current role, he served as a graduate assistant in the Sports Information Office for two years.

To go along with his primary sports, Morgan will design all game day programs, as well as the graphic design work.

During his time as a graduate assistant, Morgan helped implement a new athletic website. He also assisted on press row for the 2010 and 2011 NAIA Basketball National Championships.

Prior to his time at Lindenwood, Morgan was the Director of Broadcasting/Media Relations Director for the River City Rascals.

In 2009, Morgan was the play-by-play voice for the Lindenwood football team who played in the NAIA National Championship game against Sioux Falls. That was Morgan's second stint as the play-by-play voice.

Morgan is a member of CoSIDA and serves on the publication contest committee. He is also the central region All-Daktronics women's basketball team coordinator.

Morgan received his bachelor's degree in mass communication from Lindenwood in 2004 and his master's degree in business communications in 2011.

Mike and his wife, Nichole, reside in St. Peters, Mo. and have a son, Kevin, and three daughters, Natalie, Reaghan, and Jordyn.

SPORTS INFORMATION

The Lindenwood Sports Information Department has designed this media guide to assist the media in covering the 2014 Lindenwood football team. If there is any information that you need and can't find, you are welcome to contact the sports information department. You may also find more information on www.lindenwoodlions.com. If you would like to request photos or interviews for feature stories, contact the SID office

GENERAL INFORMATION

The Lindenwood Sports Information staff is your host for each and every home Lion football game. Sports Information Director Daniel Newton will be your main contact for any questions, and Assistant Sports Information Director Mike Morgan will also be available. Depth charts, game notes, rosters, and game day programs will be available before each game. A full statistical booklet will be available 20 minutes after the conclusion of the contest.

PRESS BOX

Lindenwood's press box is located on the west side of Hunter Stadium. The press box is a working facility, and there will be no cheering. Restrooms for the media are located on field level behind the endzone bleachers.

STATISTICS

Lindenwood uses the Stat Crew Statistical program for football. Stat Crew rosters will be available for opposing schools and a packed game file will be sent following the conclusion of the game.

PHOTOGRAPHERS

Credentialed photographers working the sideline must obey the NCAA rules pertaining to sideline boundaries. Photographers are to be no closer than six feet to the playing field and must be outside the 25-yard lines at each end of the field

IMPORTANT NUMBERS

Athletics Number: 636-949-4600
Sports Information Number: 636-949-4368
Fax Number: 636-949-4636
Press Box Number: 636-949-4368
Daniel Newton: 636-949-4368
Mike Morgan: 636-627-2534

RADIO/TV

All Lion football road and home contests can be heard on Lindenwood's campus radio station, 89.1 FM KCLC. The games can also be heard streaming online, which can be found on www.lindenwoodlions.com. All home games can also be seen on tape delay on LU-TV which is carried on AT&T U-verse and Charter Communications. The video stream of home and road games can be found on the American One Broadcast Network.

VISITING RADIO

Requests for radio broadcast at Hunter Stadium must be made through the Lindenwood Sports Information Office. Lindenwood offers a courtesy phone line in the visiting radio booth along with two data Internet connections. The phone number will be available by calling the Lindenwood Sports Information Department.

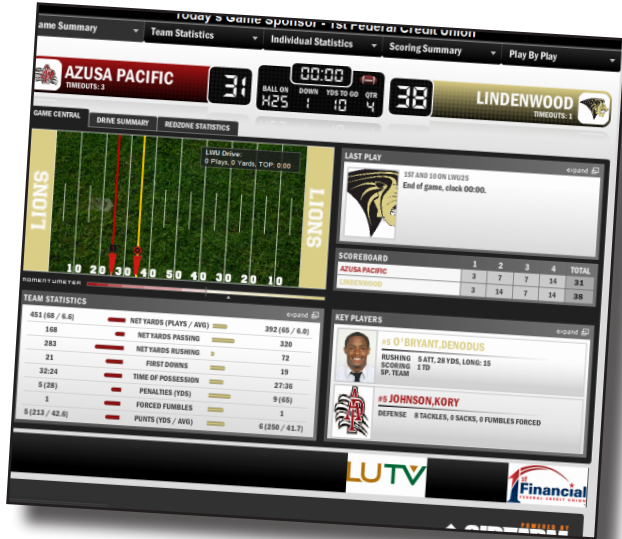
INTERVIEW POLICIES

All interview requests for players and coaches require 24 hours notice and must go through the Sports Information office. No player or coach interviews will be granted the day of the game.

MIAA NETWORK

Select Lindenwood football games will be broadcasted by the MIAA Network via the Stretch Network. The full MIAA Network broadcast schedule can be found on the MIAA website, themiaa.com.





Lindenwood athletics is committed to maintaining a strong presence on the Internet, highlighted by the official website of Lion athletics, www.lindenwoodlions.com.

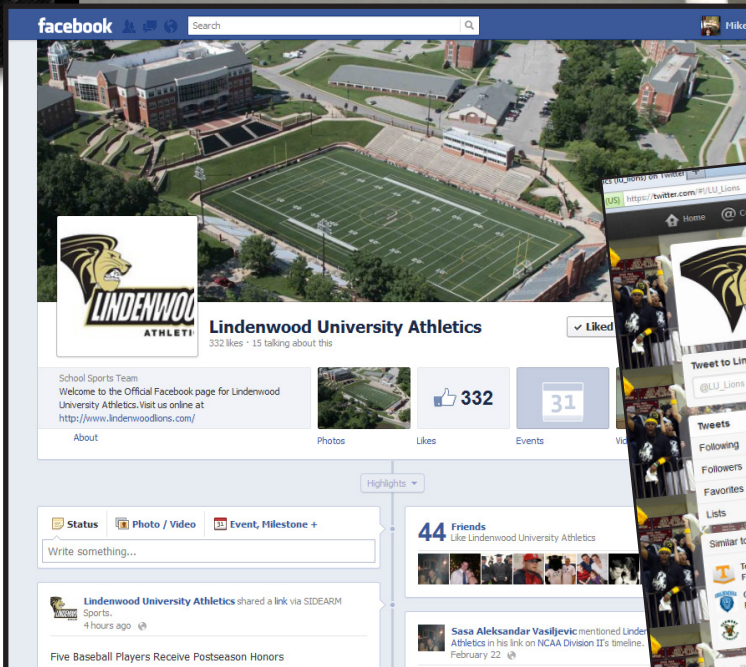

Additionally, Lindenwood athletics is a player on the social media scene. LU maintains an official You Tube page plus an athletics Facebook page and a Twitter page.

LIONS ON THE INTERNET

<http://facebook.com/Lindenwood-University-Athletics>

https://twitter.com/LU_Lions

<http://youtube.com/lindenwoodlions>



All Lion football road and home contests can be heard on Lindenwood's campus radio station, 89.1 FM KCLC. The games can also be heard streaming online at lindenwoodlions.com.

All home games can also be seen on tape delay on LU-TV, which is carried on AT&T U-verse and Charter Communications. The video stream of home and road games can be found on the American One Broadcast Network.



**LINDENWOODLIONS.COM
SPORTS NETWORK**

**LIVE EVENT
CLICK HERE**

The lindenwoodlions.com Sports Network is your source for numerous Lindenwood athletic events and coaches shows. Lindenwood fans can stay up to date with all Lindenwood athletics by simply logging onto the www.lindenwoodlions.com Sports Network. You can log onto lindenwoodlions.com to hear live broadcasts of numerous sporting events, including soccer, volleyball, baseball, softball, lacrosse, soccer, and many more.

Also, at the conclusion of all Lindenwood football games you can hear an hour-long postgame show in which we talk to players and coaches plus breakdown every aspect of the game.



COACHING STAFF

PATRICK ROSS

HEAD COACH

11th Season



Age.....	42
Married.....	Stacey
Children.....	Peyton
	Caden
	Shaelene

CAREER RECORD - 99-39
LINDENWOOD RECORD - 85-32

Coaching Career

Ottawa (Head Coach).....	2003-04
Kansas Wesleyan (DC).....	2000-02

Patrick Ross, the winningest football coach in Lindenwood history, is in his 11th season as the head coach of the Lindenwood program in 2014. He is in his 13th season overall as a collegiate head coach.

Ross owns a career coaching record of 99-39 (.717), his teams have appeared in the NAIA Football Championship Series six times, and twice he has earned NAIA National Coach of the Year honors. In his first ten years in St. Charles, he has compiled a record of 85-35, won three HAAC championships, advanced to the NAIA national playoffs five times, including a trip to the national championship game in 2009, and played in the 2013 NCAA Division II Mineral Water Bowl. He became the all-time leader in wins at Lindenwood in 2007, and his .717 winning percentage shatters the previous best mark for the program.

The Ross Era at Lindenwood has been marked by winning and excitement. The Lions have become one of the top scoring teams at any level of college football over the last 10 years. Ross has directed the top-five offenses in school history, and nine of the top ten. Lindenwood has averaged 35.8 points since Ross has come to Lindenwood, including over 40 points the last seven years.

In just two seasons at the NCAA Division II level, Ross coached cornerback Pierre Desir to two All-American honors and he was the winner of the 2013 Cliff Harris Award as the small college Defensive Player of the Year. Lindenwood has also earned four all-region honors and had 19 all-conference accolades in its short span at the NCAA level.

While Lindenwood was at the NAIA level, Ross' players won 10 All-American awards, including six first-team honors. Jeff Hynes was twice named the Rimington Award Winner as the best offensive center in the NAIA. Ross coached three HAAC Players of the Year with DeDe Dorsey winning the award in 2004 and Denodus O'Bryant winning back-to-back awards in 2009 and 2010. Ross' players were named first-team all-HAAC 37 times, 32 players were named second-team all-conference, and 27 received third-team honors.

Last season was a historic one for the Lindenwood football program as it had its first NFL Draft Pick in program history. Desir was selected by the Cleveland Browns in the fourth round with the 127th overall pick. He was just the eighth player in conference history to be taken in the first four rounds of the draft. Among the many firsts set by Desir was participating in the East-West Shrine Bowl and the Senior Bowl, was invited to the NFL Combine, and having the first NFL Pro Day at Lindenwood.

Ross led Lindenwood to the postseason in its first full season of NCAA Division II action. The Lions went 7-3 in MIAA play and tied for fourth place in their first season in one of the toughest NCAA Division II conferences. Among the top victories was a 44-33 win on the road at the defending national champions, Pittsburg State. Ross and Lindenwood had several nail-biters in the year, including a 17-point fourth-quarter comeback against Glenville State and another fourth-quarter comeback against Fort Hays State. Lindenwood went 8-3 in the regular season and earned a berth in the Mineral Water Bowl in Excelsior Springs, Mo.

Ross did one of his best coaching jobs in 2011 as he led Lindenwood through its transition season as the program moved from the NAIA to the NCAA. The Lions went 8-3 and were the only second-year transition school to record a winning record. Lindenwood opened the season with a 22-20 win over Northern Colorado, the program's first win over a NCAA Division I scholarship team.

In 2010, the Lions went 9-2 overall in their final season of NAIA play, and finished second in the HAAC with a 9-1 mark. Lindenwood advanced to the NAIA Playoffs for the fourth straight season and fifth overall appearance in Ross' tenure. The Lions had one of the best offenses in the entire country. Lindenwood possessed the No. 1 passing offense, the best passing efficiency, top offense yards per game, and second most points scored.

In 2009, Ross led the Lions to their best season in program history as they advanced to the national championship game. The Lions went 10-0 during the regular season and won the program's third HAAC Championship. Lindenwood hosted playoff games in the first and second rounds and then traveled to Helena, Montana, where they faced Carroll College. The Lions would beat the Saints and move onto the national championship against defending champions, Sioux Falls. Sioux Falls upended the Lions 25-22.

For the second straight season in 2009 the Lions had one of the most prolific offenses in the country. The Lions averaged over 53 points a game which was tops in the country and broke the school record for points scored with 744. Lindenwood finished ranked second in the country when the final polls came out, which was the highest ranking the school has ever accomplished. After the season, Ross was named HAAC Coach of the Year.

In 2008, Ross led the Lions to within one play of reaching the national championship game. The Lions went 9-1 during the regular season and finished second in the HAAC. Lindenwood hosted a first-round playoff game and put up 65 points in the first postseason win in school history. The second postseason





win came a week later in the quarterfinals when a last-second field goal gave the Lions a three-point win. Lindenwood had one of the top offenses in the country in 2008, setting school records with over 40 points and 460 yards of total offense a game. The Lions ranked fifth in the NAIA in total offense and sixth in scoring. On the other side of the ball, Lindenwood allowed less than 21 points a game and held four teams to single-digit points. Ross was named National Coach of the Year by Victory Sports Network after the season.

Ross was also named National Coach of the Year in 2004 in his first year at Lindenwood, after he led one of the most amazing one-season turnarounds in college football history. The Lions went 11-0 in the regular season, tying for the same number of wins the team earned in the previous four years combined, and won their first HAAC title. In 2007, Ross directed the Lions to another conference title and national playoff appearance. Behind another high scoring offense, Lindenwood won its first 10 games and finished the regular season ranked ninth in the nation.

Prior to coming to Lindenwood, Ross was the head coach at Ottawa (Kan.) for two seasons. He posted a record of 14-7 there, winning the 2003 KCAC title and advancing to the national playoffs. Prior to his stint at Ottawa, Ross served as the defensive coordinator for three years and an assistant for one at Kansas Wesleyan.

Ross has had eight Lindenwood players sign NFL contracts and numerous others have signed contracts with other professional leagues. Dorsey and Brian Schaefering have played in the NFL, while Zac Atterberry, Marcel Thompson, Roren Thomas, O'Bryant, and Helmick signed with NFL teams after their Lindenwood careers. Desir is expected to play in his first NFL game this fall. Dorsey was a member of the 2007 Super Bowl Champion Indianapolis Colts, and Derrick Ward, a former player for Ross at Ottawa, won a Super Bowl ring in 2008 with the New York Giants.

Ross and his wife, Stacey, have three kids, Peyton, Caden, and Shalene.



Scan to read Coach Ross Bio

COACH ROSS OVER THE YEARS



YEAR	SCHOOL	OVERALL RECORD	PCT.	CONF.	CONF. RECORD	PCT.	CONF. FINISH	NATIONAL FINISH
2002	Ottawa	5-5	.500	KCAC	5-4	.556	3rd	
2003	Ottawa	9-2	.818	KCAC	9-0	1.000	1st	NAIA First-Round
2004	Lindenwood	11-1	.917	HAAC	10-0	1.000	1st	NAIA First-Round
2005	Lindenwood	7-4	.636	HAAC	7-3	.700	3rd	
2006	Lindenwood	5-7	.417	HAAC	5-5	.500	5th	
2007	Lindenwood	10-2	.833	HAAC	9-1	.900	1st	NAIA First-Round
2008	Lindenwood	11-2	.846	HAAC	9-1	.900	2nd	NAIA Semifinals
2009	Lindenwood	13-1	.928	HAAC	10-0	1.000	1st	NAIA Finals
2010	Lindenwood	9-2	.818	HAAC	9-1	.900	2nd	NAIA First-Round
2011	Lindenwood	8-3	.727					
2012	Lindenwood	8-4	.667	MIAA	7-3	.700	4th	
2013	Lindenwood	3-6	.333	MIAA	2-6	.250	10th	
Career		99-36	.733		82-24	.774		

YEAR-BY-YEAR RESULTS

2004

Record: 11-1, HAAC: 10-0

Head Coach: Patrick Ross

Opponent	Score
Graceland (Iowa)*	W 56-12
at William Jewell (Mo.)*	W 27-6
Evangel (Mo.)*	W 35-21
at Central Methodist (Mo.)*	W 20-12
at Missouri Valley*	W 26-20
at MidAmerica Naz (Kan.)*	W 14-10
Avila (Mo.)*	W 45-0
at Baker (Kan.)*	W 35-21
Culver-Stockton (Mo.)*	W 24-3
at Northwestern (Minn.)	W 14-10
at Benedictine (Kan.)*	W 22-17
Hastings (Neb.)^	L 19-20

2005

Overall Record: 7-4, HAAC: 7-3

Head Coach: Patrick Ross

Opponent	Score
at Culver-Stockton (Mo.)*	L 6-23
at Olivet Nazarene (Ill.)	L 7-23
Benedictine (Kan.)*	W 34-30
at Graceland (Iowa)*	W 42-27
William Jewell (Mo.)*	L 21-30
at Evangel (Mo.)*	L 10-24
Central Methodist (Mo.)*	W 61-3
at Missouri Valley*	W 15-12
MidAmerica Nazarene (Kan.)*	W 17-14
at Avila (Mo.)*	W 37-0
Baker (Kan.)*	W 37-14

2006

Record: 5-7, HAAC: 5-4

Head Coach: Patrick Ross

Opponent	Score
vs. Northwestern Okla.State	L 13-14
Culver-Stockton (Mo.)*	W 38-17
Georgetown (Ky.)	L 17-27
at Benedictine (Kan.)*	L 10-33
Graceland (Iowa)*	W 38-21
at William Jewell (Mo.)*	L 14-17
Evangel (Mo.)*	W 41-10
at Central Methodist (Mo.)*	W 34-21
Missouri Valley*	L 21-31
at MidAmerica Nazarene (Kan.)*	L 7-31
Avila (Mo.)*	W 14-10
at Blaker	L 10-23

2007

Overall Record: 10-2, HAAC: 9-1

Head Coach: Patrick Ross

Opponent	Score
MidAmerica Nazarene (Kan.)*	W 44-34
at Avila (Mo.)*	W 56-27
Baker (Kan.)*	W 50-19
at Culver-Stockton (Mo.)*	W 39-15
at Georgetown (Ky.)	W 58-30
Benedictine (Kan.)*	W 21-16
at Graceland (Iowa)*	W 48-16
William Jewell (Mo.)*	W 27-3
at Evangel (Mo.)*	W 34-10
Central Methodist (Mo.)*	W 38-7
at Missouri Valley*	L 13-33
at St. Francis (Ind.)^	L 14-35

2008

Overall Record: 11-2, HAAC 9-1

Head Coach: Patrick Ross

Opponent	Score
at MidAmerica Nazare (Kan.)*	L 16-26
Avila (Mo.)*	W 59-9
at Baker (Kan.)*	W 25-21
Culver-Stockton (Mo.)*	W 68-12
at Benedictine (Kan.)*	W 36-33
Graceland (Iowa)*	W 49-3
at William Jewell (Mo.)*	W 20-17
Evangel (Mo.)*	W 56-7
at Central Methodist (Mo.)*	W 35-7
Missouri Valley*	W 21-18
Lambuth (Tenn.)^	W 65-48
at Morningside (Iowa)^	W 34-31
at Carroll (Mont.)^	L 37-38

2009

Overall Record: 13-1, HAAC: 10-0

Head Coach: Patrick Ross

Opponent	Score
at Evangel (Mo.)*	W 63-6
Central Methodist (Mo.)*	W 66-23
at Missouri Valley*	W 45-37
MidAmerica Nazarene (Kan.)*	W 55-14
at Avila (Mo.)*	W 59-7
Baker (Kan.)*	W 52-30
at Culver-Stockton (Mo.)*	W 67-10
Benedictine (Kan.)*	W 41-31
at Graceland (Iowa)*	W 53-21
William Jewell (Mo.)*	W 73-6
Langston (Okla.)^	W 42-14
Ottawa (Kan.)^	W 64-26
at Carroll (Mont.)^	W 42-35
vs. Sioux Falls (S.D.)^	L 22-25

2010

Record: 9-2, HAAC: 9-1

Head Coach: Patrick Ross

Opponent	Score
Evangel (Mo.)*	W 68-7
at Central Methodist (Mo.)*	W 69-7
Missouri Valley*	W 45-27
at MidAmerica Nazarene (Kan.)*	L 20-26
Avila (Mo.)*	W 53-9
at Baker (Kan.)*	W 48-14
Culver-Stockton (Mo.)*	W 90-19
at Benedictine (Kan.)*	W 40-24
Graceland (Iowa)*	W 77-33
at William Jewell (Mo.)*	W 29-18
Saint Francis (Ind.)^	L 38-46

2011

Record: 8-3

Head Coach: Patrick Ross

Opponent	Score
at Northern Colorado	W 22-20
Graceland (Iowa)	W 67-10
Saint Joseph's (Ind.)	W 55-14
at Missouri S&T	L 13-19
at South Dakota	L 0-30
at Texas A&M-Kingsville	W 41-35
Kansas Wesleyan	W 61-16
Azusa Pacific (Calif.)	W 38-31
Culver-Stockton (Mo.)	W 70-24
Central Missouri	L 28-47
at Central Oklahoma	W 48-14

2012

Record: 8-4, MIAA: 7-3

Head Coach: Patrick Ross

Opponent	Score
at Lincoln (Mo.)*	W 49-28
Southwest Baptist (Mo.)*	W 35-14
Central Missouri*	L 28-35
Glenville State (N.C.)	W 28-24
Nebraska-Kearney*	W 49-28
at Fort Hays (Kan.)	W 20-17
at Emporia State (Kan.)*	L 0-13
Washburn (Kan.)*	L 16-19
Missouri Southern*	W 45-30
at Pittsburg State (Kan.)*	W 44-33
at Truman State (Mo.)*	W 38-13
vs. Winona State (Minn.)	L 21-41

2013

Record: 3-6, MIAA: 2-6

Head Coach: Patrick Ross

Opponent	Score
Lincoln (Mo.)*	W 24-22
at Southwest Baptist (Mo.)*	W 35-27
at Central Missouri*	L 28-47
Missouri S&T	W 27-10
at Nebraska-Kearney*	L 6-56
Fort Hays (Kan.)*	L 17-31
Emporia State (Kan.)*	L 21-52
Washburn (Kan.)*	L 35-44
at Missouri Southern*	(Canceled)
Pittsburg State (Kan.)*	L 6-41

TEAM-BY-TEAM RECORDS

School	Record	Last Meeting	Score
Avila (Mo.)	7-0	Oct. 2, 2010	W 53-9
Azusa Pacific (Calif.)	1-0	Oct. 22, 2011	W 38-31
Baker (Kan.)	6-1	Oct. 9, 2010	W 48-14
Benedictine (Kan.)	6-1	Oct. 30, 2010	W 40-24
Carroll (Mont.)	1-1	Dec. 5, 2009	W 42-35
Central Methodist (Mo.)	7-0	Sept. 11, 2010	W 69-7
Central Missouri	0-3	Sept. 21, 2013	L 28-47
Central Oklahoma	1-0	Nov. 11, 2011	W 48-14
Culver-Stockton (Mo.)	7-1	Oct. 29, 2011	W 70-24
Emporia State (Kan.)	0-2	Oct. 19, 2013	L 21-52
Evangel (Mo.)	6-1	Sept. 2, 2010	W 68-7
Fort Hays (Kan.)	1-1	Oct. 12, 2013	L 17-31
Georgetown (Ky.)	1-1	Sept. 29, 2007	W 58-30
Glenville State (N.C.)	1-0	Sept. 21, 2012	W 28-24
Graceland (Iowa)	8-0	Sept. 10, 2011	W 67-10
Hastings (Neb.)	0-1	Nov. 20, 2004	L 19-20
Kansas Wesleyan	1-0	Oct. 15, 2011	W 61-16
Lambuth (Tenn.)	1-0	Nov. 22, 2008	W 65-48
Langston (Okla.)	1-0	Nov. 21, 2009	W 42-14
Lincoln (Mo.)	2-0	Sept. 5, 2013	W 24-22
MNU (Kan.)	4-3	Sept. 25, 2010	L 20-26
Missouri S&T	1-1	Sept. 28, 2013	W 27-10
Missouri Southern	1-0	Sept. 27, 2012	W 45-30
Missouri Valley	5-2	Sept. 18, 2010	W 45-27
Morningside (Iowa)	1-0	Nov. 29, 2008	W 34-31
Nebraska-Kearney	1-1	Oct. 5, 2013	L 6-56
Northern Colorado	1-0	Sept. 3, 2011	W 22-20
Northwest Okla.	0-1	Aug. 26, 2006	L 13-14
Northwestern (Minn.)	1-0	Nov. 6, 2004	W 14-10
Ottawa (Kan.)	1-0	Nov. 28, 2009	W 64-26
Olivet Nazarene (Ill.)	0-1	Sept. 10, 2005	L 7-23
Pittsburg State (Kan.)	1-1	Nov. 9, 2013	L 6-41
Saint Francis (Ind.)	0-2	Nov. 20, 2010	L 38-46
St. Joseph's (Ind.)	1-0	Sept. 17, 2011	W 55-14
Sioux Falls (S.D.)	0-1	Dec. 19, 2009	L 22-25
South Dakota	0-1	Oct. 1, 2011	L 0-30
Southwest Baptist (Mo.)	2-0	Sept. 14, 2013	W 35-27
Texas A&M Kingsville	1-0	Oct. 8, 2011	W 41-35
Truman State (Mo.)	1-0	Nov. 11, 2012	W 38-13
Washburn (Kan.)	0-2	Oct. 26, 2013	L 35-44
William Jewell (Mo.)	5-2	Nov. 13, 2010	W 29-18
Winona State (Minn.)	0-1	Dec. 1, 2012	L 21-41


STATE-BY-STATE RECORD

State	Record	State	Record
California	1-0	Minnesota	1-1
Illinois	0-1	Missouri	42-10
Indiana	1-2	Nebraska	1-2
Iowa	9-0	North Carolina	1-0
Kansas	19-11	Oklahoma	2-1
Kentucky	1-1	South Dakota	0-2
		Tennessee	1-0



ROSS BY THE NUMBERS

99	Wins as a head coach
.726	Winning Percentage at LU
.733	Career Winning Percentage
83	Wins as LU head coach
37	Wins at Hunter Stadium
24	School record for consecutive home wins
16	LU record for longest win streak
10	NAIA All-Americans
9	Seasons over .500
6	Appearances in NAIA National Playoffs
3	Conference Players of the Year
2	National Coach of the Year Awards
1	NCAA Division II Bowl Appearance



MILESTONE WINS

1st	2002 vs. Bethany College First win as a collegiate head coach
15th	Sep. 4, 2004, 56-12 vs. Graceland First Win as Lindenwood Coach
25th	Sept. 13, 2004, 22-17 at Benedictine Completed first ever undefeated regular season
30th	Oct. 13, 2004, 48-16 vs. Graceland Became LU All-Time Leader in Wins
50th	Sept. 27, 2008, 68-12 vs. Culver-Stockton 50th Career Win
57th	Nov. 22, 2008, 65-48 vs. Lambuth First Career Postseason Win
81st	Sept. 3, 2011 22-20 at Northern Colorado First win against NCAA Div. I School
89th	Sept. 1 2012, 49-28 at Lincoln First MIAA Conference Win

SINGLE GAME RECORDS UNDER ROSS

TEAM

Points 1. 90, vs. Culver Stockton 2010 2. 77, vs. Graceland 2010	Rushing TDs 1. 8, vs. Culver-Stockton 2010 2. 7, vs. Evangel 2009	Passing Yards 1. 445, Ben Kisner vs. Morningside 2008 2. 436, Philip Staback vs. Baker 2010	Receiving Yards 1. 218, Andrew Helmick vs. Mo. Southern 2. 200, Andrew Helmick vs. Neb.-Kearney
Passing Yards 1. 552, vs. Evangel 2010 2. 490, vs. Baker 2010	Receiving Yards 1. 552, vs. Evangel 2010 2. 490, vs. Baker 2010	Passing TDs 1. 6, Philip Staback vs. Baker 2010 2. 5, Ben Kisner vs. Lambuth 2008	Receiving Touchdowns 1. 3, Andrew Helmick vs. Mo, Southern 2012 2. 3, Andrew Helmick vs. Kansas Wesleyan 2010
Passing TDs 1. 6, vs. Baker 2010 2. 5, vs. Culver-Stockton 2008	Receiving Touchdowns 1. 6, vs. Baker 2010 2. 5, vs. Graceland 2010	Rushing Yards 1. 271, DeDe Dorsey vs. Graceland 2005 2. 246, DeDe Dorsey vs. Evangel 2005	Most Passes Caught 1. 12, Dominic Peterson vs. Culver-Stockton 2007 2. 11, Jamere Holland vs. Missouri Valley 2010
Rushing Yards 1. 376, vs. Culver-Stockton 2010 2. 369, vs. Georgetown 2007	Yards Against 1. 77, vs. Central Methodist 2004 2. 101, vs. Graceland 2011	Rushing TDs 1. 6, DeDe Dorsey vs. Graceland 2005 2. 3, Darron Parquest vs. Mo. Valley 2004	Interceptions 1. 2, Marcus Klund vs. Northwestern 2004 2. 2, DeDe Dorsey vs. Avila 2004

SEASON RECORDS UNDER ROSS

TEAM

Points 1. 744, 2009 2. 577, 2010	Receiving Touchdowns 1. 42, 2010 2. 40, 2009	INDIVIDUAL Receiving TDs 1. 14, Andrew Helmick 2012 2. 12, Matt Bramow 2009	Touchdowns 1. 16, DeDe Dorsey 2005 2. 15, Denodus O'Bryant 2009
Receiving Yards 1. 4,098, 2009 2. 3,946, 2010	Passing TDs 1. 42, 2010 2. 40, 2009	Receiving Yards 1. 1,363, Andrew Helmick 2012 2. 1,056, Rudy Felmming 2008	Passing TDs 1. 36, Philip Staback 2009 2. 34, Philip Staback 2010
Passing Yards 1. 4,098, 2009 2. 3,946, 2010	Rushing TDs 1. 49, 2009 2. 31, 2010	Passing Yards 1. 3,655, Ben Kisner 2008 2. 3,381, Philip Staback 2009	Rushing TDs 1. 16, DeDe Dorsey 2005 2. 15, Denodus O'Bryant 2009
Rushing Yards 1. 2,796, 2009 2. 2,358, 2004	Yards Against 1. 2,981, 2004 2. 3,226, 2005	Rushing Yards 1. 1,600, DeDe Dorsey 2005 2. 1,205, Denodus O'Bryant 2012	Interceptions 1. 9, Pierre Desir 2012 2. 6, Brandon Gould 2009

DEION MELVIN

DEFENSIVE COORDINATOR

3rd Season



Age.....	49
Hometown.....	East Aurora, Ill.
High School.....	East Aurora
College.....	Western Illinois
Married.....	Beverly
Children.....	Lywana Sherese
Coaching Career	
Ball State (LBs-Special Teams).....	2009-10
Bowling Green (LBs).....	2007-08
Georgia Southern (RBs).....	2006
Missouri State (DC).....	1999-2005
Western Illinois (lb).....	1993-98
East Aurora High School.....	1990-92

Deion Melvin is entering his fourth season as the Lindenwood defensive coordinator in 2014, and he is in his 25th season as a football coach.

Melvin brought a new scheme and a new attitude to Lindenwood's defense in his first season in 2011. The Lions recorded 35 sacks during the year, eight more than the next highest season total during the Patrick Ross era. Lindenwood also had 83 tackles for loss and allowed 352.8 yards and 23.6 points a game. The team allowed 20 points or less in six contests.

The defensive unit played a big role in two of the team's biggest victories. Against NCAA Division I Northern Colorado, Lindenwood did not allow a touchdown in the second half in a come-from-behind 22-20 victory. In the win at Texas A&M-Kingsville, the Lions stopped the Javelinas on the one-yard line with just 23 seconds remaining to preserve a six-point win.

In 2012, Melvin's defense continued to excel in the program's first year in the MIAA. The Lions recorded 85 tackles for loss, the third-best mark in the MIAA, and 29 sacks, the second-best mark in the conference. Lindenwood forced 26 turnovers on the year, the fifth-most in the conference, and it held five teams under 20 points. Lindenwood also had one of the top red-zone defenses in the country, allowing opposing teams to score touchdowns on just 52 percent of their trips to the red zone. The Lions allowed 24.6 points a game, which ranked fifth in the MIAA. Twice during the season, against Glenville State and Fort Hays State, the Lions forced a turnover deep in their territory in the final 1:20 of the game to clinch a victory.

Melvin's defense boasted four all-conference players, including first-team honors for cornerback Pierre Desir who recorded the second most interceptions among all levels of NCAA football. Desir also

earned all-region and All-American honors after nine interceptions on the year. Honorable mention honors went to linebacker Connor Harris, the MIAA's leader in tackles, safety Cody Fogle, and defensive lineman Malach Radigan. Radigan was also named to the prestigious AFCA Good Works Team for his actions off the field.

Last season, Lindenwood had the best defensive season in program history by a player when Desir was named the winner of the Cliff Harris Award, given to the best defensive player among the NCAA Division II, NCAA Division III, and NAIA levels. Desir had four interceptions and eight pass breakups despite rarely being targeted by opposing quarterbacks. Desir was also a consensus All-American, voted the best cornerback in the region, and was a first-team all-MIAA pick. Besides Desir, Thomas Stubbs was a third-team all-conference selection, and four defensive players, including three freshmen, earned honorable mention honors.

In 2009 and 2010, Melvin was an assistant at Ball State. He was the linebackers coach during the 2009 season before being promoted to special teams coordinator the next year.

Melvin also had coaching stints at Bowling Green, Georgia Southern, Missouri State, Western Illinois, and East Aurora High School. He was at Bowling Green from 2007-08 and coached the inside and outside linebackers, and was assistant special teams coordinator. In 2006, he coached the running backs at Georgia Southern. From 1999-2005, he was at Missouri State as the assistant head coach and defensive coordinator. From 1993-98, Melvin coached at Western Illinois as the inside and outside linebackers coach and recruiting coordinator. His coaching career started at East Aurora from 1990-92.

At the college level, Melvin has coached seven All-American linebackers and two Buck Buchanan award-winning linebackers, which goes to the top defensive player in NCAA Division I Football Championship Series. He coached 14 all-conference winners, six academic first-team all-conference players, and eight players who were named the team MVP. He also coached two players who finished first in the nation for tackles.

Melvin was an All-American and all-league honoree at linebacker during his college career at the College of Dupage. He was an all-state and all-conference award winner at East Aurora High School.

Melvin graduated from Western Illinois with a bachelor of science degree in community health in 1994.

Melvin and his wife, Beverly, have two daughters, Lywana, a graduate student at Ball State, and Sherese, a student at Francis Howell North High School.



Scan to read Coach Melvin Bio

MATT KARLESKINT



OFFENSIVE COORDINATOR

1st Season

Age.....	35
Hometown.....	Fort Scott, Kan.
High School.....	Fort Scott
College.....	Kansas Wesleyan
Married.....	Kati
Children.....	Alli Lilli
Coaching Career	
Southeastern Oklahoma.....	2012
Iowa State.....	2010-2011
Missouri Southern.....	2006-2010
Northwest Missouri.....	2004-2005
Ottawa.....	2002-2003

Matt Karleskint is in his second season on the Lindenwood football coaching staff in 2014. He was promoted to Offensive Coordinator this past offseason after serving as the team's Pass Game Coordinator last year.

Last season, Lindenwood had one of the passing games in program history including setting a school record with 25.1 pass completions a game, and finishing fourth in program history with just under 300 passing yards a game. The Lions finished 24th in NCAA Division II in passing offense and complete nearly 60 percent of their passing attempts. Quarterback Dillon Miller finished third in the MIAA in passing yards per game, and he set a school record for most completions in a game and most completed passes per game for a season.

Prior to coming to Lindenwood, Karleskint was most recently the wide receivers coach at Southeastern Oklahoma State University. He also served as the recruiting coordinator at that school. Karleskint helped the team's offense average 26.1 points and 406.4 yards of total offense a game last season, an improvement of 5.5 points and 60.7 yards from the previous season.

Prior to Southeastern Oklahoma State, Karleskint coached the 2010 and 2011 seasons at Iowa State University as an offensive line assistant coach. Among the players he worked with was tackle Kelechi Osemele, a first-team All-American and second-round NFL pick.

Karleskint has previous coaching experience in the MIAA at Missouri Southern State University and Northwest Missouri State University. He was at Missouri Southern from 2005-10 and was the Offensive Coordinator when Adam Hinspeter set every major passing record in school history. He coached at Northwest Missouri from 2004-05. He was the running backs coach when Xavier Omon set school records for rushing yards in back-to-back seasons, and was a member of the staff for the 2005 NCAA runner-up team.

Karleskint also has previous experience coaching with Lindenwood head coach Patrick Ross. Karleskint was on Ross' staff in 2002 and 2003 at Ottawa University, including the Ottawa team that won the 2003 KCAC Championship and advanced to the NAIA National Playoffs.

Karleskint earned his Bachelor of Arts in Health, Physical Education, and Recreation from Kansas Wesleyan University in 2002. He earned Masters of Education from Northwest Missouri in 2005 and Iowa State University in 2011.



KENT MAUGERI



SPECIAL TEAMS/DEFENSIVE BACKS

5th Season

Age 32
 Hometown Daytona Beach, Fla.
 High School Spruce Creek
 College Western Connecticut
 Married Cathy
 Children Blaine

Coaching Career

Lindenwood (dbs. st) 2008-present
 Dunnellon High School 2005-06
 Lake City Columbia High School 2004-05
 Flagler Palm High School 2002-03

Kent Maugeri is in his sixth season in 2014 as a full-time assistant coach for the Lindenwood football program. Maugeri is in charge of the Lindenwood secondary and is the team's Special Teams Coordinator. Maugeri is also the team's recruiting coordinator.

Since Maugeri joined the Lions as a full-time coach in 2009, Lindenwood has recorded 76 interceptions and it is allowing just 220.0 passing yards a game in that span.

On special teams, Lindenwood had the best punting unit in the MIAA and punter Edward Burns was a third-team all-MIAA pick. Tre' Roby was one of the most explosive return men in the MIAA, averaging 23 yards per kickoff return.

In 2012, Maugeri also coached Desir who earned AFCA All-American, D2Football.com second-team All-American, first-team all-region, and first-team all-MIAA honors. The Lions tied for fourth in the MIAA with 14 total interceptions and ranked eighth in pass defense by allowing 224.6 passing yards a game.


Lindenwood's explosive special teams unit had three return touchdowns on the year, including two punt return touchdowns in a two-possession win over Missouri Southern.

In 2010, the secondary held opponents to under 190 yards passing a game. The unit also picked off 15 total passes. In 2009, the Lindenwood secondary picked off 23 passes and held opponents to just under 220 yards passing per game. The Lions had nine interceptions in four postseason games that year during the team's run to the NAIA National Championship game.

Maugeri was a graduate assistant on the 2008 Lindenwood staff. A native of Daytona Beach, Fla., Maugeri gained a number of years of experience in the highly competitive North Florida high school ranks.

Maugeri graduated from Western Connecticut State in 2004. He and his wife, Cathy, have a son (Blaine) and are expecting another child this winter.

AUSTIN BORTLE



DIR. OF RECRUITING/DEFENSIVE LINE

5th Season

Age 27
 Hometown St. Charles, Mo.
 High School St. Charles
 College Lindenwood
 Married Samantha

Coaching Career

Lindenwood 2009-present

Austin Bortle is entering his sixth season as a member of the Lindenwood football staff in 2014. Bortle is in his fourth year as a full-time assistant after serving as a graduate assistant for his first two seasons. He will coach the defensive line for the third straight season and also serve as the team's director of recruiting.

Last season, Bortle helped coach defensive end Thomas Stubbs to honorable mention all-MIAA honors. Stubbs led the team in tackles and sacks, and was fifth overall in tackles. On the other side, Xavier Warren started most games and had 3.5 tackles for loss and one sack.

In his first season coaching the defensive ends in 2012, he led a position which helped Lindenwood collect 29 sacks and 85 tackles for loss. Joe Day led Lindenwood with 11.5 tackles for loss and tied for the team-high with 6.0 sacks. Cody Reider also had 6.0 sacks and Sean Gracy was tied for second on the team with 11.0 tackles for loss.

In his first three seasons as a coach, Bortle coached the wide receivers during a three-year period in which they put up huge numbers. In 2011, he coached Andrew Helmick who set school single-season records for receiving yards per game and touchdown catches. In all, Lindenwood caught 193 passes for 23 touchdowns and an average of 235.7 receiving yards a game.

In 2010, the Lions had three receivers catch over 500 total yards. Two of the receivers had over 800 yards. The receivers also caught 42 touchdown passes. In 2009, Lindenwood was even more balanced with five receivers having over 400 yards on the season. Those five players caught 223 passes for 3,343 yards and 34 touchdowns. The receivers played a big role in Lindenwood advancing to the NAIA National Championship game.

Bortle played his college football at Lindenwood and was a very successful offensive weapon. In his final season as a Lion he was named to the honorable mention All-HAAC squad. During his time between the lines, Bortle caught 57 passes for 667 yards and seven touchdowns. He also compiled 18 rushing attempts for 91 yards.

Bortle played his high school football at St. Charles High School and was an all-conference performer. Bortle graduated from Lindenwood with his bachelor's degree in 2008 and his master's in 2010.

ALEX PFANNENSTIEL



OFFENSIVE LINE

2nd Season

Age.....	29
Hometown.....	Marshall, Mo.
High School.....	Marshall
College.....	Truman State (BA) Lindenwood (GR)
Coaching Career	
Lindenwood (Lbs/dbs).....	2006-08
Missouri (qbs,lbs,wrs).....	2009-10
Avila (dc,db).....	2011

Alex Pfannenstiel is in his second season on the Lindenwood football staff in 2014, including his first year as a full-time assistant coach. Pfannenstiel is in charge of Lindenwood's offensive line.

Last season, Pfannenstiel helped an offensive line that returned just one starter from the previous year. The offensive line allowed just one sack every 25 pass attempts and helped Lindenwood have one of the best passing games in school history. Jose Zuniga was named a third-team all-conference selection and Jacob Heneisen was an honorable mention all-MIAA pick.

Prior to coming to Lindenwood, Pfannenstiel was a coach at Capital High School in Helena, Mont. From 2010-12. He coached seven all-conference and all-state performers, and was a member of the staff in 2011 when Capital High School won the AA State Championship.

Pfannenstiel was a four-year starter at Carroll College in Helena from 2005-09. He helped Carroll win two national championships, and he was a two-time NAIA All-American on the offensive line. He was an all-conference and all-state player at Central Catholic High School in 2005.

Pfannenstiel, a native of Portland, Ore., graduated from Carroll in 2010 with a degree in history and political science in secondary education. in education.

MARCUS YOKELEY



ASST. HEAD COACH/DEFENSIVE LINE

5th Season

Age.....	
Hometown.....	Marshall, Mo.
High School.....	Marshall
College.....	Truman State (BA) Lindenwood (GR)
Coaching Career	
Lindenwood (Lbs/dbs).....	2006-08
Missouri (qbs,lbs,wrs).....	2009-10
Avila (dc,db).....	2011

Marcus Yokeley is in his sixth season on the Lindenwood football coaching staff, including his third year since returning for a second stint in 2012. He was named the team's Assistant Head Coach in 2013, and is the defensive line position coach, specifically working with the defensive tackles.

In 2012, Lindenwood's defensive tackles played a big role in Lindenwood recording 29 sacks and 85 tackles for loss. Leading the way was Malach Radigan who earned honorable mention all-MIAA honors. Radigan also won the prestigious AFCA Good Works Team award for his work away from the field. Lindenwood's top three defensive tackles of Radigan, Chris Floyd, and Chaz Fulton combined for 19 tackles for loss, 7.5 sacks, two forced fumbles, and two fumble recoveries.

Yokeley previously worked at Lindenwood from 2006-08. After one season as a graduate assistant, Yokeley was named a full-time assistant in 2007. He severed numerous roles on the staff, including special teams coordinator, defensive secondary coach, and assistant head coach in his final season.

In his two years as a full-time assistant, Lindenwood went 21-4 and advanced to the NAIA playoffs in both seasons. Yokeley helped the Lions win the 2007 HAAC Championship, and win the first two playoff games in school history in 2008.

Yokeley coached seven players to all-HAAC honors during his first three seasons on the Lindenwood staff. Among those players was Brandon Gould who would set Lindenwood's career interception record.

Yokeley spent the 2011 season as the defensive coordinator at Avila. The Eagles lowered their scoring defense by nearly 10 points a game in just a single season under him. Avila doubled their win total from 2010 from two to four. Yokeley coached defensive backs, including the school's first and only All-American safety, Tyler Cardwell.

For the 2009 and 2010 seasons, Yokeley worked on both the offensive and defensive sides of the football for the Missouri Tigers. As a graduate assistant, his time was spent coordinating camps, breaking down and evaluating film, compiling reports, and running the weekly opponent scout team. He helped the quarterback, linebacker, and wide receiver positions over his tenure with the staff.

During his playing days, Yokeley was a defensive back at Truman State. He earned honorable mention all-conference honors and was a two-time team captain. In his prep days, he earned first-team all-state defensive back honors in 2002 at Marshall High School.

Yokeley earned his undergraduate degree from Truman State in psychology and his masters from Lindenwood University in education.

GRADUATE ASSISTANTS AND STUDENT ASSISTANTS



Nick Hardesty
Wide Receivers



John McComb
Running Backs



Josh Goldman
Operations



Derek Stanley
Wide Receivers



Kenny Sims
Defensive Backs



INTRODUCTION / MEDIA INFO

OUTLOOK

COACHES

2014 LIONS

OPPONENTS

2013 REVIEW

HISTORY

LINDENWOOD



2014 LIONS

ALPHABETICAL ROSTER

Alexander, Jaron
 Alexander, Jerel
 Armstrong, Alex
 Bair, Andrew
 Bair, Andrew
 Bendigo, Mason
 Bendigo, Mason
 Benedick, Berry
 Blanchard, Nate
 Brown, Jalin
 Brown, Jalin
 Bucher, Luke
 Bucher, Luke
 Burns, Edward
 Burriss, Tyrrell
 Burriss, Tyrrell
 Butler, Steven
 Butler, Steven
 Byrd, Marvin
 Byrd, Marvin
 Cade, Anthony
 Chappelle, A.J.
 Clithero, Bruce
 Coble, Greg
 DeBey, PJ
 Demby, Kez
 Diaz, Dixon
 Dole, Alex
 Dreyer, Matthew
 Dunlap, Cortland
 Durham, Devon
 Easley, Royce
 Fears, Jamaal
 Featherson, Kwame
 Fulton, Chaz
 Gater, Jordan
 Granberry, Nick
 Green, D'Andre
 Green, Darrell
 Gurnea, Derek
 Harrell, Donte
 Harris, Connor
 Harris, Jonathan
 Hawkins, Dillon
 Hawthorne, Brian
 Haynes, Jeremiah
 Heath, Austin
 Heneisen, Jacob
 Hicks, DJ
 Howard, Brandon
 Jackson, Ben
 Johnson, Lavorrie
 Johnson, Micah
 Kaiser, Stephen
 Kelliher, Jacob
 Keltner, John
 Klingler, Matt
 Kluyve, Derek van
 Knapp, Clay
 Koons, Clint
 Kroeger, Scott

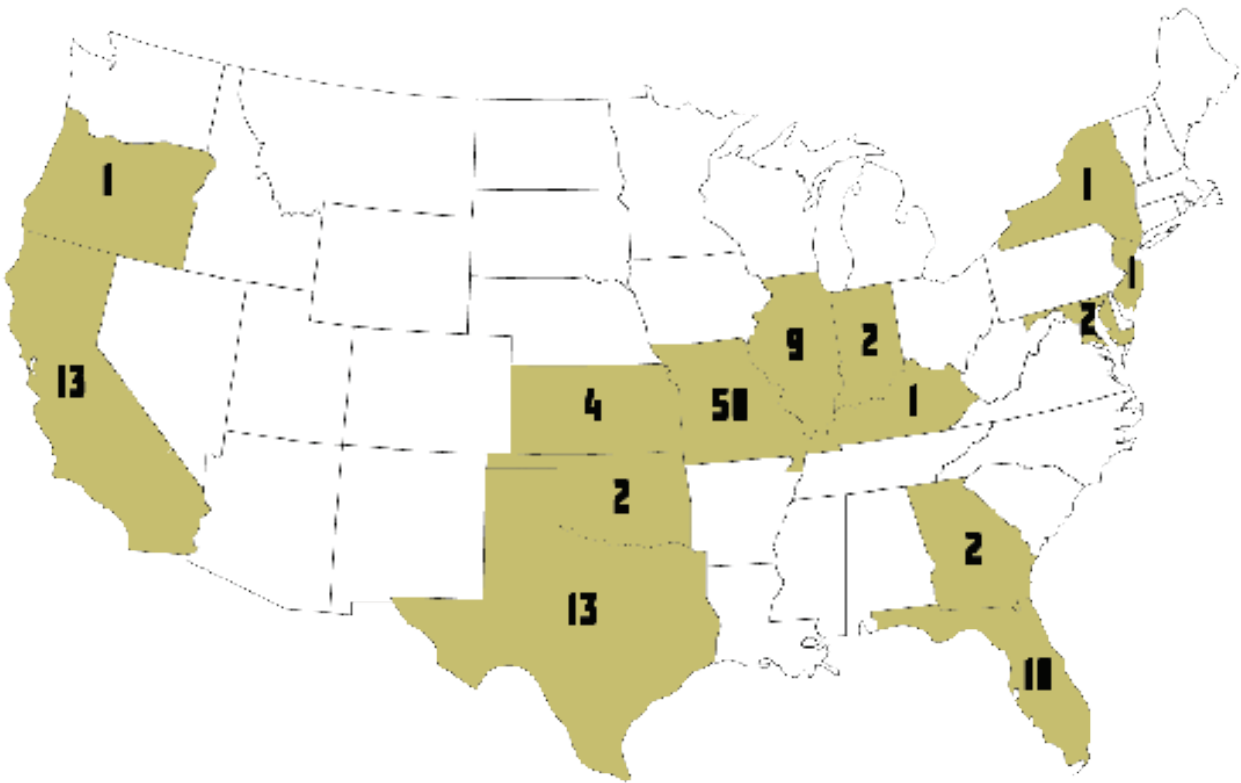
No.	Name	Pos.	Ht.	Wt.	Yr.	Hometown	High School (Other)
1	Alex Robinson	WR	5-9	178	Sr.	Land O' Lakes, Fla.	Land O' Lakes
2	D'Andre Green	DB	5-11	190	Sr.	Baltimore, Md.	Edmondson
3	Tre' Roby	WR	5-8	150	So.	Indianapolis, Ind.	Cathedral
4	PJ DeBey	TE	6-1	215	Jr.	Stilwell, Kan.	Blue Valley
5	Lavorrie Johnson	RB	5-11	185	Jr.	Tallahassee, Fl.	Godby
6	Stephen Kaiser	QB	6-3	225	Jr.	St. Louis, Mo.	Desmet
7	Sam Sealer	WR	6-0	190	Jr.	Lee's Summit, Mo.	Lee's Summit
8	Dante Lewis	DB	5-11	190	Sr.	Marietta, Ga.	Principia
9	Roderick Ryles	DB	6-1	200	Jr.	Orlando, Fla.	Phillips
10	Steven Pace	LB	6-1	215	Jr.	St. Louis, Mo.	DeSmet
11	Devante Majors	TE	6-2	250	Jr.	O'Fallon, Mo.	Fort Zumwalt West
12	Dillon Miller	QB	6-0	195	Jr.	Eugene, Ore.	Sheldon
13	Jalin Brown	DB	5-11	190	Jr.	Grandview, Mo.	Grandview
14	Scott Kroeger	QB	5-11	175	So.	Elsberry, Mo.	Elsberry
15	Greg Coble	WR	6-2	180	Jr.	Poplar Bluff, Mo.	Poplar Bluff
16	Connor Harris	LB	6-0	235	So.	Lee's Summit, Mo.	Blue Springs South
17	Jaron Alexander	WR	6-0	175	Jr.	Grandview, Mo.	Grandview
18	Brian Hawthorne	DB	5-10	175	Sr.	Harbor City, Calif.	Narbonne
19	Jeremy Morris	DB	5-11	185	Sr.	Chandler, Az.	Chandler
20	Anthony Cade	RB	5-11	215	Sr.	Royal Oak, Mich.	Shrine Catholic
21	Marvin Byrd	RB	5-10	194	Sr.	St. Peters, Mo.	Fort Zumwalt
22	Dillon Hawkins	LB	6-0	220	Sr.	Aledo, Texas	Aledo
23	Chase Stewart	WR	6-1	200	Sr.	Lewisville, Texas	Covenant Christian Academy
24	A.J. Chappelle	LB	5-10	205	Jr.	St. Louis, Mo.	Hazelwood Central
25	Wesley Thomas	DB	5-10	170	So.	Arlington, Texas	Arlington Bowie
26	Brandon Howard	CB	5-9	153	So.	St. Charles, Mo.	St. Charles
28	Jared Rayford	RB	5-9	185	So.	Dallas, Texas	Cedar Hills
29	Davey McCollum	DB	6-1	210	Fr.	Central Point, Or	Crater
30	Tyler Walker	DB	5-10	175	Fr.	St. Louis, Mo.	Clayton
31	Michael Smith	DB	6-3	205	Jr.	Palmdale, Ca.	Antelop Valley HS
32	Cortland Dunlap	LB	6-1	230	Jr.	Florissant, Mo.	Hazelwood Central
33	Deon Rieux	LB	6-0	205	Jr.	Los Angeles, Ca	Taft
34	Wes Kuhn	DE	6-1	235	Jr.	Weldon Springs, Mo.	Francis Howell
35	Travis Spraul	K	5-8	165	Fr.	Festus, Mo.	Festus
36	Edward Burns	P/PK	6-0	195	Sr.	Saint Augustine, Fla.	Saint Augustine
37	Tyrrell Burriss	DB	5-11	175	So.	Daytona Beach, Fl.	Mainland
38	Antwon President	DB	5-11	175	Fr.	Blue Springs, Mo.	Blue Springs
39	JT Wells	LB	5-9	175	Jr.	Nipomo, Calif.	Nipomo
40	David Simmons	LB	5-10	205	Fr.	St. Louis, Mo.	Hazelwood Central
41	Samson Si'a	DB	6-4	230	So.	Independence, Mo.	Fort Osage
42	Xavier Warren	DE	6-2	230	Sr.	Cedar Hill, Texas	Cedar Hill
43	Phillip Posley	DE	6-1	235	So.	St. Louis, Mo.	Parkway North
44	D'Wayne Ward	DE	6-1	230	Jr.	St. Louis, Mo.	Riverview Gardens
45	Kwame Featherson	DL	6-2	304	Sr.	Paterson, N.J.	Manchester
46	Clint Koons	LB	6-1	215	So.	Wentzville, Mo.	Wentzville Holt
47	Orlando Woolens	DB	5-9	155	Fr.	University City, Mo.	University City
48	Tanashis Purifoy	LB	6-0	180	Fr.	Kansas City, MO.	Winnetonka
49	DJ Hicks	DB	6-0	200	Fr.	Norman, Okla.	Norman North
50	Jacob Kelliher	D'T	6-2	265	Fr.	Kansas City, MO.	St. Pius X
51	Justin Taylor	DE	6-1	255	So.	Little Elm, Texas	Little Elm
52	Nick Granberry	DE	6-3	250	Fr.	St. Louis, Mo.	SLUH
53	Nate Blanchard	LB	6-2	200	Fr.	Kansas City, MO.	Park Hill
54	Efrain Zendejas	DE	6-2	235	Sr.	Cerritos, Calif.	Gahr
55	Keyso Moss	D'T	6-1	290	Jr.	Anderson, S.C.	T.L. Hanna
56	Austin Heath	OL	6-2	277	So.	Green Cove Springs, Fla.	Clay
57	Johnathan Wells	LB	6-1	230	Fr.	Nipomo, Calif.	Nipomo
58	Alex Zendejas	OL	6-4	296	Jr.	Cerritos, Calif.	Gahr
59	Trey Paytas	LB	6-0	200	Fr.	Daytona Beach Shores, Fl.	Warner Christian

INTRODUCTION / MEDIA INFO
 OUTLOOK
 COACHES
 2014 LIONS
 OPPONENTS
 2013 REVIEW
 HISTORY
 LINDENWOOD



60	Clint Merka	OL	6-3	290	So.	Argyle, Texas	Argyle
61	Brendan Sullivan	OL	6-3	260	Fr.	St. Peters, Mo.	Francis Howell Central
62	Adam Niehaus	DE	6-1	225	Fr.	Mountain View, Mo.	Mountain View-Liberty
63	Jeremiah Haynes	DE	6-2	250	Sr.	Peoria, Ill.	Dunlap
64	DeShawn Lawson	DT	6-3	255	So.	Dallas, Texas	Skyline
65	Brayden Parker	OL	6-4	275	Fr.	Columbia, Mo.	Rockbridge
66	Zach Panitzke	OL	6-1	270	Fr.	North Marion, Fla.	North Marion
67	J.T. Young	OL	6-2	309	Sr.	St. Peters, Mo.	Fort Zumwalt East
68	Akil Williams	OL	6-1	290	Fr.	Grandview, Mo.	Grandview
69	Dixxon Diaz	OL	6-3	300	Jr.	Los Angeles, Ca	Northwalk
70	Alex Dole	OL	6-4	305	Sr.	Mission Viejo, Calif.	Irvine
71	John Keltner	OL	6-1	270	So.	Blue Springs, Mo.	Blue Springs
72	Wyatt Mohrmann	OL	6-3	292	So.	Wright City, Mo.	Wright City
73	Berry Benedick	OL	6-2	250	Fr.	Marshall, Mo.	Marshall
74	Lucas Sandheinrich	OL	6-5	275	So.	Kirkwood, Mo.	Kirkwood
75	Derek Gurnea	OL	6-4	240	Fr.	New Lenox, Ill.	Lincoln-Way West
76	Jacob Heneisen	OL	6-3	281	Sr.	Jacksonville, Ill.	Jacksonville
77	Jonathan Harris	DT	6-5	275	Fr.	Aurora, Il.	Waubonsie Valley
78	Caleb Sellers	OL	6-4	275	Fr.	Frisco, Tx.	Wakeland
79	Zack Yost	OL	6-5	285	Fr.	Plainfield, Ill.	Plainfield North
80	Jordan Gater	WR	5-10	178	Jr.	Avilla, Ind.	East Noble
81	Bruce Clithero	WR	5-11	180	So.	Chesterfield, Mo.	Marquette
82	Clay Knapp	LB	6-1	210	Fr.	Richfield, Wi.	Germantown
83	Paul Silvio	WR	6-0	195	Fr.	Kansas City, MO.	Liberty North
84	Jacob McDermott	WR	6-0	183	Jr.	Overland Park, Kan.	Blue Valley
85	Brandon White	K	5-11	160	Jr.	Quincy, Ill.	Quincy
86	Devin Ray	WR	5-7	160	Fr.	Warrenton, Mo	Warrenton
87	Francisco Llanos	WR	5-8	170	Sr.	Tampa, Fla.	Chamberlain
88	Brendan Norwine	WR	6-2	180	So.	O'Fallon, Mo.	Christian
89	Darrell Green	WR	5-10	175	Jr.	St. Louis, Mo.	Jennings
90	Derrick Nsubuga	DL	6-1	280	So.	Scottsdale, Az.	Chaparral
91	Skyler Suggs	DE	6-4	240	Sr.	Augusta, Mo.	Washington
92	Andrew Bair	LS	6-3	220	Fr.	Columbia, Mo.	Columbia Hickman
93	Chaz Fulton	DT	6-1	258	Jr.	Arlington, Texas	Martin
94	Devon Durham	DT	6-3	270	Fr.	Sebring, Fl.	Sebring
95	Ryan Mack	DE	6-4	252	Sr.	St. Louis, Mo.	Webster Groves
96	Matthew Dreyer	DT	6-3	250	Fr.	Tulsa, Ok.	Bixby
97	Alex Armstrong	DE	6-1	230	Fr.	Fenton, Mo.	Rockwood Summit
98	Steven Butler	DT	6-3	300	Sr.	Cuddebackville, N.Y.	Port Jervis
99	Jamaal Fears	DT	6-2	300	So.	Duncanville, Texas	Duncanville
	Jacob Tolbert	TE	6-6	240	Jr.	Daisy, Mo.	Notre Dame
	Kez Demby	DB	6-0	170	Fr.	Shawnee, Kan.	Shawnee Mission West
	Traveon Stevenson	DB	5-9	170	Fr.	O'Fallon, Ill.	O'Fallon
	Ben Jackson	DB	6-0	190	Fr.	Wheaton, Il.	Wheaton-Warrenville
	Nick Mossinghoff	DL	6-1	210	Fr.	St. Charles, Mo.	Francis Howell
	Tanner Perry	LB	6-0	205	Fr.	Clinton, Mo.	Clinton
	Matt Klingler	K	6-1	235	Sr.	St. Louis, Mo.	Lindbergh
	Nate Mills	QB	6-0	205	Fr.	Tampa, Fla.	Sickles
	Mason Bendigo	QB	6-6	215	Fr.	Eureka, Mo.	Eureka
	Graham Lindman	QB	6-4	215	Fr.	Noblesville, In.	Homeschool
	Luke Bucher	RB	5-10	175	Fr.	Rochester, Il.	Rochester
	Jerel Alexander	RB	5-8	175	Fr.	Grandview, Mo.	Grandview
	Nick McCartney	WR	5-11	175	Jr.	Glen Carbon, Il.	

Kuhn, Wes
 Lawson, DeShawn
 Lewis, Dante
 Lindman, Graham
 Llanos, Francisco
 Mack, Ryan
 Majors, Devante
 McCartney, Nick
 McCollum, Davey
 McDermott, Jacob
 Merka, Clint
 Miller, Dillon
 Mills, Nate
 Mohrmann, Wyatt
 Morris, Jeremy
 Niehaus, Adam
 Norwine, Brendan
 Nsubuga, Derrick
 Pace, Steven
 Panitzke, Zach
 Parker, Brayden
 Paytas, Trey
 Perry, Tanner
 Posley, Phillip
 President, Antwon
 Purifoy, Tanashis
 Ray, Devin
 Rayford, Jared
 Rieux, Deon
 Robinson, Alex
 Roby, Tre'
 Ryles, Roderick
 Sandheinrich, Lucas
 Sealer, Sam
 Sellers, Caleb
 Si'a, Samson
 Silvio, Paul
 Simmons, David
 Smith, Michael
 Spraul, Travis
 Stevenson, Traveon
 Stewart, Chase
 Suggs, Skyler
 Sullivan, Brendan
 Taylor, Justin
 Thomas, Wesley
 Vandergriffe, Cody
 Walker, Tyler
 Ward, D'Wayne
 Warren, Xavier
 Wells, Johnathan
 Wells, JT
 White, Brandon
 Williams, Akil
 Woolens, Orlando
 Yost, Zack
 Young, J.T.
 Zendejas, Alex
 Zendejas, Efrain



LIONS BY STATE

California (13) - Zendejas, Zendejas, Hawthorne, Dole, Wells, Wells, Floyd, Davis, Gomez, Zuniga

Florida (11) - Robinson, Heath, Oliva, Panitzke, Ryles, Taylor, McCabe, Burns, Mills

Georgia (2) - Jackson, Lewis

Illinois (9) - Foreman, Heneisen, Brown, Jackson, Gurnea, Stevenson, Haynes, Yost, White, Irizarry

Indiana (2) - Williams, Roby

Kansas (3) - McDermott, Demby, DeBey

Kentucky (1) - Robinson

Maryland (2) - Green, Thomas

Missouri (50) - Arnette, Suggs, Williams, Keltner, Stubbs, Gorczyka, Bair, Kroeger, Armstrong, Dunlap, Williams, Brown, Alexander, Williams, Davis, Si'a, Sandheinrich, Sealer, Harris, Giokaris, Kluyve, Benedick, Norwine, Coble, Desir, King, Howard, Wahnnon, Pace, Chappelle, Trotter, Walker, Caine, Ward, Brunson, Grosch, Granberry, Reed, Mitchell, Fladda, Mack, Posley, Clayborn, Simmons, Byrd, Young, Kuhn, Woolens, Grubbs, Koons, Mohrmann

New York (1) - Butler

New Jersey (1) - Featherston

Oklahoma (2) - Prealow, Hicks

Oregon (1) - Miller

Texas (13) - Hawkins, Davis, Merka, Thomas, Fulton, Warren, Lawson, Rayford, Fears, Stewart, Taylor, Neal

LIONS BY CLASS

Seniors (13) - Desir, Jackson, Gomez, Neal, Oliva, Foreman, Floyd, Jonsson, Giokaris, Davis, Zuniga, Arnette, Stubbs

Juniors (24) - Robinson, Green, Williams, Lewis, Hawthorne, Byrd, Hawkins, Stewart, Trotter, Grubbs, Burns, Caine, Davis, Warren, Brunson, Zendejas, Dole, Heneisen, Thomas, Coble, Fulton, Mack, Butler, Featherston

Sophomores (30) - DeBey, Sealer, Ryles, Pace, Miller, Brown, Harris, Alexander, King, Chappelle, Williams, Dunlap, Kuhn, Ward, Brown, Wells, Kluyve, Reed, Haynes, Young, Zendejas, Young, Gater, McDermott, Mitchell, Suggs, Posley, Davis, White

Freshman (43) - Kroeger, Taylor, Si'a, Prealow, Walker, Thomas, Woolens, Koons, Grosch, Taylor, Granberry, Merka, Robinson, Benedick, Armstrong, Panitzke, Williams, McCabe, Sandheinrich, Keltner, Lawson, Gurnea, Mohrmann, Yost, Norwine, Roby, Fladda, Fears, Bair, Jackson, Posley, Clayborn, Demby, Gorczyka, Hicks, Howard, Irizarry, Mills, Rayford, Simmons, Stevenson, Wahnnon, Williams

LIONS BY POSITION

Corner Backs (4) - Desir, King, Brunson, Howard

Defensive Backs (17) - Green, Lewis, Ryles, Brown, Kroeger, Hawthorne, Si'a, Trotter, Walker, Thomas, Woolens, Foreman, Davis, Demby, Hicks, Irizarry, Stevenson

Defensive End (12) - Kuhn, Davis, Warren, Ward, Taylor, Granberry, Zendejas, Armstrong, Suggs, Jackson, Mack, Posley, Featherston

Defensive Tackles (8) - Floyd, van Kluyve, Reed, Haynes, Lawson, Fears, Fulton, Butler

Kickers (4) - Neal, White, Burns, Oliva

Line Backers (14) - Pace, Harris, Hawkins, Chappelle, Grubbs, Dunlap, Koons, Jonsson, Brown, Wells, Wells, Giokarism Clayborn, Simmons

Long Snapper (1) - Bair

Offensive Line (19) - Merka, Heath, Robinson, Benedick, Davis, Panitzke, Young, Williams, McCabe, Sandheinrich, Keltner, Zuniga, Dole, Gurnea, Heneisen, Mohrmann, Zendejas, Yost, Gorczyka

Quarterback (3) - Gomez, Miller, Mills

Running Back (8) - Byrd, Prealow, Williams, Caine, Grosch, Rayford, Williams, Williams

Tight End (2) - DeBey, Stubbs

Reciever (16) - Robinson, Jackson, Sealer, Taylor, Alexander, Stewart, Gater, Thomas, Norwine, Arnette, McDermott, Mitchell, Roby, Fladda, Coble, Wahnnon



JARON ALEXANDER

GRANDVIEW, MD.
GRANDVIEW

Career Starts - 13
Career Games - 20



17

WR

6-0

175

SO

Career Stats

Year	Catches	Yards	TDs	Rushes	Yards	TDs
2012	17	220	3	1	14	0
2013	44	638	3	6	49	1
Totals	61	858	6	7	63	1

Lindenwood:

2013- Honorable mention all-MIAA ... named the team's Offensive Player of the Year ... appeared in all nine games and started eight contests ... finished eighth in the MIAA in receptions per game (4.9) and was seventh in receiving yards per game (70.9) ... tied for the team-high with 44 receptions and led the team with 638 receiving yards ... recorded three receiving touchdowns, second-most on the team ... had a team-high 70.9 receiving yards per game and was second with 14.5 receiving yards per catch ... rushed six times for 59 yards and one touchdown ... led the team with 90.6 all-purpose yards a game ... returned seven kickoffs for 128 yards, an average of 18.3 yards per return ... set a school single-game record with 16 receptions against Central Missouri ... had two 100-yard receiving games with 149 against Central Missouri and 143 against Fort Hays State ... recorded receiving touchdowns against Missouri S&T, Fort Hays State, and Emporia State, and a rushing touchdown versus Southwest Baptist ... had a season-best 220 all-purpose yards against Fort Hays State ... led Lindenwood with 15 plays of 20 yards or longer, including 12 passing plays ... twenty-six of his receptions were first-down catches, including tying for the team-high with eight on third down ... had at least two receptions in every game but one, and had five or more receptions in five games ... named to the MIAA Academic Honor Roll.

2012- Appeared in 11 games as a true freshman, including four starts ... caught 17 passes for 220 yards and three touchdowns ... averaged 12.9 yards per reception ... returned six kickoffs for 81 yards ... rushed one time for 14 yards ... finished sixth on the team with 315 all-purpose yards ... scored his first collegiate touchdown with a 32-yard score against Lincoln ... also scored receiving touchdowns against Nebraska-Kearney and Winona State ... had season-highs with 80 receiving yards and 105 all-purpose yards against Nebraska-Kearney ... had a season-high five receptions against Lincoln ... caught at least one pass in eight of 11 games ... had three receptions over 30 yards, including a season-long 37-yard reception for a touchdown against Nebraska-Kearney ... nine of his 17 catches were good for a first down or touchdown ... named to the MIAA Academic Honor Roll.

High School:

First-team All-State during his senior season at the wide receiver position ... two-time first-team all-conference selection ... second-team all-Metro selection ... one of four finalists for the Otis Tylor Award which is given to the top receiver in the Kansas City metro area ... collected 1,117 receiving yards and 16 touchdowns as a senior ... state record holder in the 100m dash.

Personal:

The son of Rose and Paul Alexander ... has three siblings, Maurice, Paul, and Jerel ... a computer information systems major.



JEREL ALEXANDER

GRANDVIEW, MD.
GRANDVIEW

Career Starts - 0
Career Games - 0



RB

5-8

175


FR

High School:

First-team all-district and first-team all-conference ... rushed for over 2,600 yards in his high school career and scored 30 touchdowns ... rushed for 1,300 yards as a senior and scored 16 times ... had 1,100 rushing yards in 2012 and recorded 12 touchdowns.

Personal:

The son of Rose and Paul Alexander ... has three siblings, Maurice, Paul, and Jaron ... a business administration major.



ALEX ARMSTRONG

FENTON, MD.
ROCKWOOD SUMMIT

Career Starts - 0
Career Games - 0



97

DE

6-1

230

FR

Lindenwood:

2013- Redshirted ... named the Scout Team Defensive Player of the Week for the Fort Hays State contest ... named to the MIAA Academic Honor Roll.

High School:

An all-conference and all-metro performer ... set a school record with 11 sacks as a junior ... a preseason Super 30 selection by the St. Louis Post-Dispatch ... as a senior, recorded 55 tackles, three sacks, and had a fumble recovery ... also an all-state athlete in track and field after finishing fourth in the state in the shot put.

Personal:

The son of Renee and Steve Armstrong ... a business major.



ANDREW BAIR

COLUMBIA, MO.
COLUMBIA HICKMAN

Career Starts - 0
Career Games - 0



92

LS

6-3

220

FR

Lindenwood:


2013- Redshirted.

High School:

A lineman and long snapper for a Columbia Hickman squad that went 9-2 overall and reached the district championship game.

Personal:

The son of Cindy and Marc Bair ... has two siblings, Jacquelyn and Brandon ... a pre-engineering major.



MASON BENDIGO

EUREKA, MO.
EUREKA

Career Starts - 0
Career Games - 0



QB

6-6

215

FR

High School:

The starting quarterback for a team that went 11-2 and advanced to the Missouri 6A state semifinals ... a first-team all-district selection ... broke four single-season for passing yards, completion percentage, touchdowns, and passing attempts ... threw for 2,079 yards and 22 touchdowns, and had just three interceptions ... a first-team all-district and all-conference basketball player ... co-MVP of the conference in basketball after averaging 21.6 points and 8.5 rebounds a game.

Personal:

The son of Tonya and David Bendigo ... has one sibling, Madi ... a communications major.



BERRY BENEDICK

MARSHALL, MD.
MARSHALL

Career Starts - 0
Career Games - 0



73

OL
6-2
250
FR

Lindenwood:

2013- Redshirted ... a member of the United States team that won a gold medal at the under-19 football world championships ... named to the MIAA Academic Honor Roll.

High School:

An all-state offensive lineman ... also earned all-district and all-conference honors ... also lettered in wrestling and was a 2012 state qualifier.

Personal:

The son of Lori and Joe Benedick ... a fire and paramedic science major.



NATE BLANCHARD

KANSAS CITY, MO.
PARK HILL

Career Starts - 0
Career Games - 0



53

LB
6-2
200
FR

High School:

Twice named to the all-conference team, including a second-team selection one time.

Personal:

The son of Deb Still and Lyle Blanchard ... has two siblings, Shelby and Ashley ... a criminal justice major.



JALIN BROWN

GRANDVIEW, MO.
GRANDVIEW

Career Starts - 7
Career Games - 19



13

DB
5-11
190
JR

Career Stats

Year	Tackles	Solo	Ast	TFL	Sacks	FF
2012	10	6	4	0.0	0	0
2013	23	15	8	0.5	0	0
Totals	33	21	12	0.5	0	0

Lindenwood:

2013- Appeared in all nine games, including seven starts at the safety position ... tenth on the team with 23 tackles, including 16 on rushing plays ... had a season-high seven tackles against Central Missouri ... recorded at least one tackle in every contest ... broke up a pass against Missouri S&T and Washburn ... assisted on a tackle for loss against Washburn.

2012- Appeared in 10 games ... one of Lindenwood's top special teams player ... tied for the team-high with nine special teams tackles and led Lindenwood with nine tackles on kickoff coverage ... had one tackle and one pass breakup on defense ... had a season-high three special teams tackles against Pittsburg State, including one all the back on the Pittsburg State two-yard line ... had a special teams tackles versus Glenville State behind the 20-yard line ... had one tackle in the Mineral Water Bowl ... recorded at least one tackle in seven games during the season.

High School:

Second-team all-conference ... first-team all-suburban small six ... recorded 58 tackles from his safety position during his senior season ... a team captain for both football and track and field ... helped his track team win back-to-back state championships in 2011 and 2012.

Personal:

The son of Sherra and Jason Brown ... has three siblings, Jason, Jasmine, and Jalani ... a graphic design major.



EDWARD BURNS

SAINT AUGUSTINE, FLA.
SAINT AUGUSTINE

Career Starts - 0
Career Games - 20



36

P/PK
6-0
195
SR

Lindenwood:

2013- Third-team All-MIAA ... Lindenwood's Special Teams Player of the Year ... appeared in eight games ... finished third in the MIAA with a 42.6 punting average, and helped Lindenwood lead the MIAA with a 37.4 net punting average ... ranked 12th in NCAA Division II in punting average, and helped Lindenwood rank 14th nationally in net punting average ... punted 34 times on the season for 1,448 yards ... had seven punts of 50 yards or longer, including a season-long of 66 against Nebraska-Kearney ... had 11 punts fair caught, eight punts inside the 20-yard line, and only three touchbacks ... also kicked off 14 times for a team-high 53.2 average and two touchbacks ... had one tackle on kickoff coverage against Missouri S&T ... helped set up Lindenwood's game-winning touchdown against Southwest Baptist when his fourth-quarter punt pinned the Bearcats to their one-yard line, eventually leading to a short field for the Lions ... named the team's Special Teams Player of the Week against Southwest Baptist and Central Missouri ... earned the team's Blue Collar award for the week of the Missouri S&T game ... named to the MIAA Academic Honor Roll.

2012- Appeared in all 12 games ... punted the ball 44 times for an average of 39.3 yards per punt ... had 11 punts inside the 20-yard line and 14 punts were fair caught ... had one punt over 50 yards with a season-long of 51 against Glenville State ... ranked eighth in the MIAA in punting average ... had a season-high eight punts against Southwest Baptist ... had three punts inside the 20-yard line against Emporia State ... rushed for a first down on a fourth-and-14 play from Lindenwood's four-yard line after a bad snap in the fourth quarter of the Washburn game ... named the team's Special Teams Player of the Game against Emporia State and Washburn ... named to the MIAA Academic Honor Roll.

2011- Played in two games.

Prior to Lindenwood:

Attended Saint Johns River State College.

High School:

Two-time all-county and all-region performer as a punter and kickoff specialist ... was a member of a Saint Augustine squad that made three state playoffs, including one appearance in the state championship finals ... also lettered two years in soccer.

Personal:

The son of Melissa and Edwards Burns ... a criminal justice/philosophy major.



TYRRELL BURRISS

DAYTONA BEACH, FLA.
MAINLAND

Career Starts - 0
Career Games - 0



37

DB
5-11
175
SO

Prior to Lindenwood:

Transfer from North Carolina State ... redshirted the 2011 season ... was listed on the two-deep that season and travelled with the team.

High School:

Second-team all-area selection ... as a senior, recorded 70 tackles, two interceptions, a forced fumble, and four pass breakups ... recorded 27 tackles as a junior ... also lettered in soccer, track, and baseball.



STEVEN BUTLER

CUDEBACKVILLE, N.Y.
PORT JERVIS

Career Starts - 1
Career Games - 11



98

DT
6-3
300
SR

Lindenwood:

2013- Appeared in nine games and started the final game of the season ... recorded 14 tackles on the season ... had three tackles for loss and one sack ... all three tackles for loss came against Missouri S&T, including a sack in which he forced a fumble recovered by Lindenwood ... had a season-high five solo tackles and six total tackles against Pittsburg State ... had 13 tackles on rushing plays ... collected 10 solo tackles ... received the team's Blue Collar award against Emporia State ... named to the MIAA Academic Honor Roll ... a NCAA Division II All-American wrestler after finishing third at the national championships.

2012- Did not play in any games.

2011- Appeared in two games ... had two tackles, both of them sacks ... also a member of Lindenwood's wrestling team.

2010- A member of Lindenwood's wrestling team.

High School:

Three-time Section 9 champion in wrestling ... two-time state placer ... runner-up in the junior national tournament ... first place in Ohio Tournament of Champions.

Personal:

The son of Gary and Diane Butler ... has two brothers, Kevin and Jason... a physical education major.



MARVIN BYRD

ST. PETERS, MO.
FORT ZUMWALT EAST

Career Starts - 8
Career Games - 31



21

RB
5-10
194
SR

Career Stats

Year	Catches	Yards	TDs	Rushes	Yards	TDs
2011	4	25	0	41	249	5
2012	7	54	1	31	150	2
2013	14	96	0	136	629	7
Totals	25	175	1	208	1,028	14

Lindenwood:

2013- Appeared in all nine games including eight starts at the running back position ... led the team and was tenth in the MIAA with 65.6 rushing yards a game ... rushed 136 times for 590 yards and seven touchdowns ... also caught 14 passes for 96 yards ... led the team with 42 points ... returned six kickoffs for 32 yards ... was second on the squad in total offense (65.6) and third in all-purpose yards (79.8) ... scored a touchdown in six of the team's nine games, and had two touchdowns versus Washburn ... had one 100-yard rushing game with 130 yards against Southwest Baptist ... had over 50 rushing yards in seven games ... had his best receiving game versus Lincoln with six receptions for 30 yards ... had 100 or more all-purpose yards in three games, including a season-high 151 against Southwest Baptist ... had double-figure rushing attempts in every game but one, including a season-high of 29 against Southwest Baptist ... had a first down or touchdown on 31 of his carries, including six on third down ... had five rushes of 20 yards or longer, including a team season-best 36-yard run against Central Missouri ... had three tackles, including two on kickoff coverage ... received the team's Hard Hat award for his work during the weeks of the Southwest Baptist and Emporia State games.

2012- Appeared in all 12 games ... the third-leading rusher for Lindenwood ... rushed 31 times for 150 yards and two touchdowns ... averaged 4.8 yards per rush ... caught seven passes for 54 yards and one touchdown ... returned one kickoff for seven yards ... one of the team's top special teams players with seven tackles on kickoff coverage ... scored two second-half touchdowns to help Lindenwood pull away from Lincoln for the program's first MIAA win ... scored the game-winning touchdown with a one-yard run with 7:14 remaining against Fort Hays State ... had a season-high 40

rushing yards against Pittsburg State ... had a season-high four catches and 47 receiving yards against Lincoln ... averaged 6.2 rushing yards a carry on first down ... eight of his carries and all four of his receptions results in a first down or touchdown ... had a season-long rush of 34 yards against Pittsburg State and had a lone reception of 16 yards against Lincoln ... received the team's Hammer award for the Southwest Baptist contest.

2011- Lindenwood's Freshman of the Year ... appeared in 10 games ... rushed 41 times for 249 yards ... was second on the team with five rushing touchdowns ... caught four passes for 25 yards ... returned one kick for 23 yards ... had his first 100-yard rushing game with 119 yards against Culver-Stockton ... scored two rushing touchdowns against both Graceland and Culver-Stockton ... had a long rush of 55 yards versus Central Oklahoma and a long reception of 17 yards versus Kansas Wesleyan ... also a special teams performer ... fifth on the team with six tackles on kickoffs ... had two tackles against both Kansas Wesleyan and Culver-Stockton ... the team's Offensive Player of the Week for the Culver-Stockton contest and the team's D.R.E.A.M. award winner for the South Dakota week.

High School:

First-team all-state performer ... first-team all-conference ... earned Post-Dispatch and Arby's Player of the Week honors ... as a senior, was third in the St. Louis metro area with 212 points ... scored 34 touchdowns and four two-point conversions ... rushed for 1,534 yards and averaged 7.6 yards per carry.

Personal:

The son of Amy Williams ... has two siblings, MaCayla and Joshua ... a communications major.



MARVIN BYRD



ANTHONY GADE



ANTHONY GADE

ROYAL OAK, MICH.
SHRINE CATHOLIC

Career Starts - 0
Career Games - 7



20

RB
5-11
215
SR

Lindenwood:

2013- Appeared in the final seven games of the season ... rushed 24 times for 68 yards ... caught one pass for 13 yards, and had one kickoff return for six yards ... recorded one tackle on kickoff coverage ... had season-highs of seven carries and 21 receiving yards against Central Missouri ... also had a season-long rush of 12 yards in that game ... had three third-down rushes and picked up the first down on two of those plays ... had four first-down plays on the season.

Prior to Lindenwood:

Played two seasons at Saddleback College ... rushed for 798 yards and four touchdowns in 2012 ... caught 55 passes for 387 yards and three touchdowns ... as a freshman, collected 216 rushing yards, 143 receiving yards, and one receiving touchdown ... redshirted the 2009 season for Northwood (Mich.).

High School:

All-state selection in 2009.



A.J. CHAPPELLE

ST. LOUIS, MO.
HAZELWOOD CENTRAL

Career Starts - 21
Career Games - 21



24
LB
5-10
205
JR

Career Stats						
Year	Tackles	Solo	Ast	TFL	Sacks	FF
2012	78	36	42	5.5	0	0
2013	49	38	11	4.0	1.0	0
Totals	127	74	53	9.5	1.0	0

Lindenwood:

2013- Started all nine games at an outside linebacker position ... tied for second on the team with 49 tackles ... had a team-high 25 tackles on passing plays, and recorded 23 tackles on rushing plays ... collected one sack and was the top linebacker with 4.0 tackles for loss ... broke up two passes on the year and had one fumble recovery ... had a key block PAT in the fourth quarter against Lincoln that likely kept the game from going into overtime ... had double-figure tackles with 11 against Missouri S&T, and tied for the team-high in that game ... had five or more tackles in six games ... had a tackle for loss in four games, including 1.5 against Southwest Baptist ... recorded a sack and a pass breakup also against Southwest Baptist ... returned four kickoffs for 42 yards ... recovered a fumble in the Pittsburg State contest ... named the team's Special Teams Player of the Game against Lincoln, earned the team's Hart Hat award against Missouri S&T, and was the team's Blue Collar award winner for the Washburn week.

2012- Started all 12 games at one of the outside linebackers spots ... finished 26th in the MIAA with 6.5 tackles a game ... he tied for third on the team with 78 total tackles ... also recorded 5.5 tackles for loss and had two fumble recoveries ... had 36 solo tackles ... recorded 48 tackles on rushing plays and 30 tackles on pass plays ... had a fumble recovery against Pittsburg State which directly led to a Lindenwood field goal ... had two games with double-figure tackles with 10 against Glenville State and 10 against Pittsburg State ... had at least three tackles in every game, including seven games with six or more tackles ... named the team's Defensive Player of the Game against Pittsburg State.

Prior to Lindenwood:

Redshirted his freshman season at Eastern Illinois University.

High School:

A three-year starter at the linebacker position ... helped his team win the 2008 and 2009 state championships, and finished second in 2010 ... as a senior, recorded 125 tackles, two sacks, two fumble recoveries, and one interception ... also had 422 rushing yards and two touchdowns that year ... had 96 tackles as a junior and 123 as a sophomore ... collected five tackles for loss and five saves as a sophomore.

Personal:

The son of Subrinia and Alonzo Chappelle.



BRUCE CLITHERO

CHESTERFIELD, MO.
MARQUETTE

Career Starts - 0
Career Games - 0



81
WR
5-11
180
SO

High School:

Attended Marquette.

Personal:

The son of Laura and Bruce Clithero ... has one sibling, Stephanie ... an exercise science major.



GREG COBLE

POPLAR BLUFF, MO.
POPLAR BLUFF

Career Starts - 0
Career Games - 0



15
WR
6-2
180
JR

Lindenwood:

2013- Redshirted ... received the Offensive Scout Player of the Year award ... named the Offensive Scout Player of the Week for the Southwest Baptist contest.

Prior to Lindenwood:

A member of the Murray State football team.

High School:

Earned all-conference, all-district, and all-region honors as both a wide receiver and a defensive back ... collected 33 receptions, 881 receiving yards, 10 receiving touchdowns, 49 tackles, and 11 interceptions ... also lettered in basketball and track and field ... qualified for the state track and field championships in four events and won the state championship in the long jump.

Personal:

The son of Gayla Hollins and Gregory Coble ... has one sibling, Shelbie ... a business administration major.



PJ DEBEY

STILWELL, KAN.
BLUE VALLEY

Career Starts - 0
Career Games - 7



4
TE
6-1
215
JR

Lindenwood:

2013- Appeared in the season opener against Lincoln ... named to the MIAA Academic Honor Roll.

2012- Appeared in six games during the season, including the Mineral Water Bowl ... named to the MIAA Academic Honor Roll.

2011- Redshirted.

High School:

2010 first-team all-state ... two-time first-team all-conference selection ... honorable mention all-Metro pick his junior season ... helped his team win the Kansas Class 5A state championship in 2010 and he was named the championship game MVP after catching seven passes for 90 yards ... holds the school record for career receptions and receiving yards ... over his final two seasons, caught 134 passes for 1,722 yards and 24 touchdowns.

Personal:

The son of Karmin and Paul DeBey ... has two siblings, Taylor and Alex ... a sports medicine major.



KEZ DEMBY

SHAWNEE, KAN.
SHAWNEE MISSION WEST

Career Starts - 0
Career Games - 0



DB
6-0
170
FR

Lindenwood:

2013- Redshirted ... named to the MIAA Academic Honor Roll.

High School:

A second-team all-metro selection in Kansas City ... honorable mention all-conference ... named the Hy-Vee Athlete of the Week ... a member of the 2012 Kansas Class 6A State Champions.

Personal:

The son of Jaimee and Earnest Harris ... has one sibling, Kye ... a biology major.

	DIXSON DIAZ		69
	LOS ANGELES, CALIF. NORTHWALK		DL
	Career Starts - 0 Career Games - 0		6-3 300 JR

Prior to Lindenwood:
 Played two seasons at Cerritos College ... second-team SCFA-All-Northern Conference selection.

High School:
 Three-time first-team all-area, all-area Dream Team, and all-Suburban selection ... twice named to the first-team all-CIF Southern Section squad ... a three-year team captain ... named to the Press-Telegram Dream Team as a senior.

Personal:
 The son of Rossana Diaz and Roberto Carcano ... has eight siblings, Cristal, James, Erik, Karla, Oscar, Elvia, Ryan, and Robert ... a criminal justice major.

	CORTLAND DUNLAP		32
	FLORISSANT, MO. HAZELWOOD CENTRAL		LB
	Career Starts - 1 Career Games - 8		6-1 230 JR

Lindenwood:
2013- Appeared in eight games one start against Fort Hays State ... finished ninth on the team with 25 tackles ... 18 of his tackles were solo stops ... 18 of his tackles were on rushing plays, six were on passing plays, and one came on special teams ... had one tackle for loss ... had a season-high nine tackles against Nebraska-Kearney ... had a season-high five solo tackles versus Fort Hays State ... had his tackle for loss against Missouri S&T ... had at least one tackle in six of his eight games.

Prior to Lindenwood:
 A member of the SIU-Carbondale football team for two seasons ... redshirted the 2011 season and did not see any action in 2012.

High School:
 Two-time Missouri Class 6A Defensive Player of the Year ... three-time all-state selection ... two-time first-team all-Metro pick ... three-time all-conference performer ... rated as the No. 15 player in Missouri by Rivals.com ... ranked as the 12th-best player in the St. Louis area by the St. Louis Post-Dispatch ... as a senior, recorded 176 tackles, 11 tackles for loss, nine sacks, and two fumble recoveries ... helped Hazelwood Central to two state championships and one runner-up finish.

Personal:
 The son of Taira Smith and Cortland Dunlap, Sr.

	ALEX DOLE		70
	MISSION VIEJO, CALIF. IRVINE		DL
	Career Starts - 9 Career Games - 9		6-4 305 SR

Lindenwood:
2013- Started all nine games at the left guard position ... recorded a tackle against Nebraska-Kearney.

Prior to Lindenwood:
 Played at Saddleback College.

High School:
 Two-time all-league and all-CIF selection ... twice named the team's outstanding lineman ... named to the 2011 OC all-star game ... was also a thrower on the track and field team.

Personal:
 The son of Deniel and David Dole ... has three siblings, David, Elliot, and Summer ... a business administration major.

	DEVON DURHAM		94
	SEBRING, FLA. SEBRING		DT
	Career Starts - 0 Career Games - 0		6-3 270 FR

High School:
 First-team all-county and all-district ... participated in the South/Central All-Star Game.

	MATTHEW DREYER		96
	TULAS, OKLA. BIXBY		DT
	Career Starts - 0 Career Games - 0		6-3 250 FR

High School:
 First-team all-state performer ... named the district's defensive lineman of the year ... a 6A all-star ... received the Lee Snider Award ... for his career, made 142 tackles, 37 tackles for loss, 15 sacks, four forced fumbles, five fumble recoveries, and one pass breakup ... as a senior, had 69 tackles, 19 tackles for loss, four forced fumbles, and three fumble recoveries ... made 51 tackles as a junior, including 14 tackles for loss and five sacks ... collected 22 stops as a sophomore.

Personal:
 The son of Marian and Dan Dreyer ... has two siblings, Andrew and Stephen ... a pre-med major.

	JAMAAL FEARS		99
	DUNCANVILLE, TEXAS DUNCANVILLE		DT
	Career Starts - 0 Career Games - 0		6-2 300 SO

Lindenwood:
2013- Did not see action in any games.

Prior to Lindenwood:
 Redshirted as a true freshman at NCAA Division I Alabama State.

High School:
 Honorable mention all-conference selection his junior and senior seasons ... recorded 50 tackles as a senior ... was a three-year letterwinner in football.

Personal:
 The son of Angela Fears ... has one siblings, Kennedy ... a business administration major.



KWAME FEATHERSON

PATERSON, N.J.
MANCHESTER

Career Starts - 0
Career Games - 7



45

DL
6-2
304
SR

Lindenwood:

2013- Appeared in seven contests ... recorded nine tackles on the season, all on running plays ... had five solo tackles, including season-highs of two against Nebraska-Kearney and Emporia State ... had a season-high four tackles in the Nebraska-Kearney game ... assisted on a tackle for loss against Central Missouri on a third-and-four play.

Prior to Lindenwood:

An all-conference performer at Lackawanna College ... a two-year starter for the Falcons.

High School:

An All-County and All-League selection ... recorded 98 tackles and four sacks ... a team captain ... invited to the East vs. West all-star game.

Personal:

The son of Melanie Seldon and George Featherston ... has three siblings, Quevil, Delane, and Tiffany ... a communications major.



CHAZ FULTON

ARLINGTON, TEXAS
MARTIN

Career Starts - 9
Career Games - 22



93

DT
6-1
258
JR

Lindenwood:

2013- Received a medical redshirt ... started the season opener and made two solo tackles, both on running plays.

2012- Appeared in 10 games with eight starts ... recorded 21 tackles on the season ... had 2.5 tackles for loss and 2.0 sacks ... recovered a fumble in the Emporia State game ... had four tackles, 1.5 tackles for loss, and 1.0 sack in the season opener against Lincoln ... had a season-high five tackles in the Mineral Water Bowl ... forced a turnover on downs against Central Missouri with a sack on a fourth-and-three play in the third quarter ... recorded at least one tackle in eight games ... eighteen of his tackles occurred on rushing plays.


2011- Appeared in all 11 games ... recorded 17 tackles, including seven solo tackles ... had 1.5 tackles for loss and sacks ... scored the first points of the game against Central Oklahoma when he intercepted a pass and returned it 57 yards for a touchdown ... had a season-high five tackles versus Graceland ... recorded a nine-yard sack in the Central Missouri contest.

High School:

Two-time first-team all-district selection on the offensive line ... also earned first-team all-region honors once ... track and field district champion in the shot put during his freshman and senior years ... regional qualifier in track.

Personal:

The son of Julie and Charles Fulton ... has one sibling, Jerrid ... a kinesiology major.



JORDAN GATER

AVILLA, IND.
EAST NOBLE

Career Starts - 9
Career Games - 22



80

WR
5-10
178
JR

Career Stats

Year	Catches	Yards	TDs	Rushes	Yards	TDs
2012	3	62	3	1	9	0
2013	41	423	2	0	0	0
Totals	44	485	5	1	9	0

Lindenwood:

2013- Appeared in eight games with six starts ... finished third on the team with 41 receptions, 423 receiving yards, and two receiving touchdowns ... returned 12 kickoffs for an average of 19.6 yards ... was third on the team with 82.2 all-purpose yards a game ... recorded one tackle on kickoff coverage, and had a fumble recovery on punt coverage ... had six receiving plays of 20 yards or more, including a long of 39 against Southwest Baptist ... had 17 receptions for a first down or touchdown, including four on third and fourth downs ... had season-highs of 10 receptions and 107 receiving yards against Lincoln ... the 10 receptions tied for sixth in Lindenwood history for a single game ... scored touchdowns against Central Missouri and Emporia State ... had at least one reception in every game, and had at least five catches four contests ... named the team's Offensive Player of the Game versus Lincoln ... named to the MIAA Academic Honor Roll.

2012- Appeared in eight games ... caught three passes for 62 yards ... all three catches were good for a first down, including one on third-down and one on fourth-down ... had a 42-yard reception against Lincoln which helped set up the Lindenwood touchdown which put the Lions up for good in that game ... had a first-down catch against Glenville State during a scoring drive in Lindenwood's fourth-quarter comeback ... had one rush for nine yards against Truman ... had two kickoff returns, both in the Mineral Water Bowl, for 24 yards ... had three tackles on kickoff coverage ... named the team's Hammer winner for the hit of the game against Nebraska-Kearney ... named to the MIAA Academic Honor Roll.


2011- Redshirted.

High School:

First-team all-state selection ... first-team All-Northeast Indiana ... caught 50 passes for 1,072 yards ... scored 14 touchdowns.

Personal:

The son of Mary and Russ Gater ... has three siblings, David, Diana, and Jamie ... a business major.



NICK GRANBERRY

ST. LOUIS, MO.
SLUH

Career Starts - 0
Career Games - 0



52

DE
6-3
250
FR

Lindenwood:

2013- Redshirted ... named to the MIAA Academic Honor Roll.

High School:

A second-team all-conference selection ... recorded 55 total tackles and eight sacks during his senior season.

Personal:

A marketing major.



D'ANDRE GREEN

BALTIMORE, MD.
EDMONDSON

Career Starts - 4
Career Games - 9



2

DB
5-11
190
SR

Lindenwood:

2013- Appeared in all nine games, including four starts ... had two interceptions on the season ... broke up one pass ... recorded 18 tackles, including 14 solo stops ... had one of Lindenwood's two interception return touchdowns when he picked off a pass against Missouri S&T and returned it 15 yards for a score ... also recorded an interception in the Lincoln game ... deflected a pass against Washburn which was intercepted by Lindenwood ... had a season-high eight tackles against the Ichabods ... had at least one tackle in the final seven games of the season ... received the team's Hard Hat award for his effort in the Lincoln contest.

Prior to Lindenwood:

A member of the Hartnell College football team in 2010 and 2011 ... a first-team All-Coast Conference selection in 2011 ... collected 41 tackles, three interceptions, and eight pass breakups that season ... had 75 tackles, five interceptions, and 10 pass breakups for his junior college career.

High School:

Collected 102 tackles and three interceptions as a senior in high school ... in his junior season, had 87 tackles and eight interceptions.

Personal:

The son of Nichole Robinson and Leonard Green ... has seven siblings, Alvin, Leonard, Chylay, Chase, Chantel, La'Tara, and La'Shae ... a psychology major.



DARRELL GREEN

ST. LOUIS, MO.
JENNINGS

Career Starts - 0
Career Games - 0



89

WR
5-10
175
JR

Prior to Lindenwood:

Attended Greenville College.

High School:

Second-team all-conference selection at quarterback, athlete, and defensive back.

Personal:

The son of Doris and David Green ... has one sibling, David Jr. ... an exercise science major.



DEREK GURNEA

NEW LENOX, ILL.
LINCOLN-WAY WEST

Career Starts - 0
Career Games - 0



75

OL
6-4
240
FR

Lindenwood:

2013- Redshirted ... named the Scout Team Offensive Player of the Week leading up to the Missouri S&T game.

High School:

An all-conference and all-area lineman.

Personal:

The son of Melinda and Curt Gurnea ... has one sibling, Cait ... a television production major.



CONNOR HARRIS

LEE'S SUMMIT, MO.
BLUE SPRINGS SOUTH

Career Starts - 15
Career Games - 15



16

LB
6-0
235
SO

Career Stats

Year	Tackles	Solo	Ast	TFL	Sacks	FF
2012	126	60	66	8.0	1.0	1
2013	33	20	13	0.5	0	0
Totals	159	80	79	8.5	1.0	1

Lindenwood:

2013- A team captain ... started the first three games of the season before suffering a season-ending injury ... recorded 33 tackles, two pass breakups, and 0.5 tackles for loss ... led the team in tackles versus Lincoln and Southwest Baptist ... recorded 17 tackles in the win over Lincoln, including 12 solo tackles, and two pass breakups ... named the team's Defensive Player of the Game against Lincoln and was the team's Hammer winner versus Southwest Baptist and Central Missouri ... named the MIAA Academic Honor Roll.

2012- Honorable mention all-MIAA ... named the team's Freshman of the Year ... started every game as a true freshman ... led the MIAA with 126 total tackles and 66 assisted tackles, and tied for the conference high with 60 solo tackles ... his 10.5 tackles per game was second in the MIAA and 19th in NCAA Division II ... finished fourth on the team, and first among linebackers, with 8.0 tackles for loss ... also recorded one sack, four pass breakups, two fumble recoveries, and one forced fumble ... had double-figure tackle totals in seven games and recorded eight or more tackles in every game on the season ... had a team-high 95 tackles on running ... caused two turnovers against Southwest Baptist with one fumble recovery and one forced fumble ... also recovered a fumble against Truman State ... had a season-high 2.0 tackles for loss against Fort Hays State and Emporia State ... recorded his sack on a third-down play against Emporia State ... collected two pass breakups against Washburn ... had a season-high 15 tackles at Pittsburg State ... had 11 tackles in the Mineral Water Bowl ... was also used on offense and special teams ... rushed 12 times for 22 yards ... rushed for four first downs, with two on third-down and two on fourth-down plays ... punted four times for a 32.0 average, with one punt inside the 20-yard line ... returned one punt for 10 yards and one kickoff for 15 yards ... named the team's Defensive Player of the Game against Truman State ... earned the team's Hard Hat award for the Emporia State contest ... named to the MIAA Academic Honor Roll.

High School:

Two-time All-State performer ... named the 2011 Missouri 6A Defensive Player of the Year ... the 2011 Kansas City Star Player of the Year ... a first-team all-state safety in 2011 ... led his team to the 2011 Missouri 6A State Championship ... in 2010, was a second-team selection at safety and kick ... also named second-team all-area safety and a second-team all-state kicker that year.

Personal:

The son of Sheila and Brad Harris ... has one sibling, Christian ... a criminal justice major.



JONATHAN HARRIS

AURORA, ILL.
WAUBONSIE VALLEY

Career Starts - 0
Career Games - 0



77

DT
6-5
275
FR

High School:

All-State performer as a senior ... two-time all-conference and all-area selection ... an all-state discus thrower and all-sectional and all-conference thrower in the discus and shot put.

Personal:

The son of Linda and Dwight Harris ... has two siblings, Dwight Jr. and Timothy ... a sports management major.



DILLON HAWKINS

ALEDO, TEXAS
ALEDO

Career Starts - 15
Career Games - 29



22

LB
6-0
220
SR

Career Stats

Year	Tackles	Solo	Ast	TFL	Sacks	FF
2011	36	14	22	1.5	0	0
2012	43	18	25	1.0	0	0
2013	47	36	11	2.5	0	0
Totals	126	68	58	5.0	0	0

Lindenwood:

2013- Honorable mention all-MIAA ... received the team's Heart of a Lion award at the end of the season ... started all seven games that he appeared in ... was fourth on the team with 47 tackles and second with 6.7 tackles a game ... also recorded 2.5 tackles for loss and two pass breakups ... led the team in tackles for two games ... nearly 77 percent of his tackles were solo stops ... was second on the team with 22 tackles on passing plays, and fifth with 25 tackles on rushing plays ... had double-figure tackles in two games, including a season-high 15 against Emporia State ... broke up two passes in the Lincoln contest ... named the team's Defensive Player of the Game against Central Missouri and Emporia State ... other weekly team awards include being the Hard Hat Winner for the Central Missouri and Washburn weeks, and the Hard Hit winner for the Emporia State game ... named to the MIAA Academic Honor Roll and was a MIAA Scholar-Athlete.

2012- Appeared in 11 games including eight starts ... ranked in the top 10 on the team in tackles with 43 ... also had one tackle for loss and one pass breakup ... recorded one tackle on punt coverage ... had 30 tackles on rushing plays and 12 on pass plays ... his pass breakup came on a third-down play against Southwest Baptist ... recorded a tackle for a two-yard loss early in the Lincoln contest ... had four games with seven or more tackles, including a season-high nine against Glenville State ... recorded at least one tackle in eight of 11 games ... named the team's Defensive Player of the Game against Central Missouri ... received the team's Hard Hat award for the Southwest Baptist contest ... named to the MIAA Academic Honor Roll.

2011- Appeared in all 11 games ... one of the team's top special teams players ... was second on the team with 13 special teams tackles, with 11 on kickoffs and two on punt returns ... finished the season with a total of 36 tackles ... had 13 tackles on rushing plays and 10 after pass completions ... had 1.5 tackles for loss and one pass breakup ... recovered a fumble on a kickoff early in the Texas A&M-Kingsville contest which led to a Lindenwood field goal ... had season-high of six tackles against Graceland and Central Oklahoma ... recorded 1.5 tackles for loss as well in the Graceland contest ... had at least one tackle in every contest.

2010- Redshirted.

High School:

Member of Aledo's 14-0 state championship team ... collected 218 tackles as a senior ... first-team All-District selection.

Personal:

The son of Karen and Ron Hawkins ... has two siblings, Matthew and Sarah ... a business major.



DILLON HAWKINS



BRIAN HAWTHORNE

HARBOR CITY, CALIF.
NARBONNE

Career Starts - 6
Career Games - 9



18

DB
5-10
175
SR

Lindenwood:

2013- Played in all nine games as a cornerback and started six games, including the final four contests of the year ... tied for second on the team with two interceptions and was second with four passes defended ... had 20 tackles and 2.5 tackles for loss ... had a key interception in the third quarter against Southwest Baptist that he returned 34 yards for a touchdown ... recorded an interception and a pass breakup against Missouri S&T ... had a season-high five tackles, 2.0 tackles for loss, and a pass breakup against Washburn ... recorded at least one tackle in every game but one ... returned two kickoffs for 46 yards, including a long of 32 yards ... tied for the team-high with three tackles on kickoff coverage.

Prior to Lindenwood:

Played two seasons at Santa Monica College in 2010 and 2011 ... was a first-team all-conference and all-region selection after his sophomore season ... recorded 14 interceptions during his career, tying for the most interceptions in California for a junior college player ... named the school's Student-Athlete of the Year for football.

High School:

A wide receiver at Compton and Narbonne High Schools.

Personal:

The son of Carol Spears and Brian Howell ... a communications major.



JEREMIAH HAYNES

PEORIA, ILL.
DUNLAP

Career Starts - 0
Career Games - 4



63

DE
6-2
250
SR

Lindenwood:

2013- Appeared in four games ... collected four tackles, all on running plays ... recorded two solo tackles ... had season-highs of two tackles against both Nebraska-Kearney and Emporia State.

Prior to Lindenwood:

Was a member of the University of St. Francis football team for two seasons ... after redshirting the 2011 season, he made 21 tackles and three tackles in 2012.

High School:

A first-team all-conference selection as a senior ... participated in the 2011 Illinois All-Star East/West Shrine Game ... as a senior, collected 21 total tackles, 23 assisted tackles, and six tackles for loss ... helped his team reach the 2009 and 2009 state playoffs ... received the conference's athletic-academic award.

Personal:

The son of Denice Ross-Haynes and Ivory Haynes ... has two siblings, Adrienne and Tony ... a finance major.



AUSTIN HEATH

GREEN COVE SPRINGS, FLA.
CLAY

Career Starts - 0
Career Games - 1



56

OL
6-2
277
SO

Lindenwood:

2013- Did not appear in a game.

2012- Appeared in one game against Fort Hays State.

2011- Redshirted.

High School:

Second-team all-state performer ... first-team all-county and first-team all-Northeast Florida ... named the team's Offensive Lineman of the Year as a senior ... was a team captain ... selected to play in the Northeast Florida Shrine Bowl.

Personal:

The son of Tracey and Randy Heath ... a business major.



JACOB HENEISEN

JACKSONVILLE, ILL.
JACKSONVILLE

Career Starts - 26
Career Games - 27



76

OL
6-3
281
SR

Lindenwood:

2013- Honorable mention all-MIAA ... a team captain ... started eight games at the left tackle slot ... received the team's Hammer award for the Fort Hays State contest ... named to the MIAA Academic Honor Roll and was a MIAA Scholar-Athlete.

2012- Appeared in nine games, including eight starts at the right tackle position ... a starter in the Mineral Water Bowl ... named to the MIAA Academic Honor Roll.

2011- Played and started in the final 10 games at the left tackle position ... named the team's Offensive Player of the Game for the Kansas Wesleyan contest ... was the team's D.R.E.A.M. award winner for the week of the Texas A&M-Kingsville game.


2010- Redshirted.

High School:

Attended Jacksonville.

Personal:

The son of David and Rhonda Heneisen ... has three siblings, Danielle, Josh, David ... a history major.



DJ HICKS

NORMAN, OKLA.
NORMAN NORTH

Career Starts - 0
Career Games - 0



49

DB
6-0
200
FR

Lindenwood

2013- Redshirted ... named the Scout Team Offensive Player of the Week for the Emporia State contest ... named to the MIAA Academic Honor Roll, and received the MIAA Academic Excellence award.

High School:

A first-team all-district pick as a defensive back ... recorded six interceptions and made 74 tackles as a senior ... helped Norman North reach the 6A state championship game.

Personal:

The son of Jean and Avery Hicks ... has two siblings, Tiffanie and Alex ... a business major.



BRANDON HOWARD

ST. CHARLES, MO.
ST. CHARLES

Career Starts - 0
Career Games - 2



26

CB
5-9
153
SO

Lindenwood:

2013- Appeared in two games against Southwest Baptist and Emporia State ... named the Scout Team Special Teams Player of the Week for the weeks of the Central Missouri and Washburn contests ... named to the MIAA Academic Honor Roll.

2012- Redshirted ... named to the MIAA Academic Honor Roll.

High School:

Honorable mention all-conference at the athlete position ... played quarterback during his senior season ... threw for 1,426 yards which was the second-most in school history for a season ... completed 91-of-172 passes and threw for 14 touchdowns ... rushed 201 times for 1,036 yards and 10 touchdowns ... collected 11 solo tackles and forced two fumbles.

Personal:

The son of Brenda Howard ... has two siblings, Nicholas and Samantha ... a business administration major.



BEN JACKSON

WHEATON, ILL.
WHEATON-WARRENVILLE

Career Starts - 0
Career Games - 0




DB
6-0
190
FR

High School:

Honorable mention all-conference ... named his team's Most Improved Player ... recorded 31 tackles, including 28 solo stops ... also had four interceptions and one touchdown.

Personal:

The son of Sandra and Theodore Jackson ... has eight siblings, Theodore Jr., Brandyn, Brittany, Solomon, Diamond, Victoria, Sandra Mary, and Schrene ... a psychology major.



LAVORRIE JOHNSON

TALLAHASSEE, FLA.
GODBY

Career Starts - 0
Career Games - 0



5
RB
5-11
185
JR

Prior to Lindenwood:

Attended Fullerton College for two years ... was a 2013 first-team all-region and all-conference offensive performer at the all-purpose position ... rushed for 1,061 yards and 12 touchdowns in 2013 ... averaged 7.4 yards per rush and 81.6 yards per game ... caught 10 passes for 106 yards and one touchdown ... returned 10 kickoffs for 389 yards and two touchdowns ... had a team-high 119.7 all-purpose yards a game and led the squad with 15 total touchdowns ... as a freshman, rushed for 390 yards and three touchdowns, and caught six passes for 29 yards ... averaged 27.7 yards per kickoff return and had one return touchdown.

High School:

An all-conference performer ... rushed for over 1,000 yards in his junior and senior seasons ... as a senior, rushed for 1,528 yards and 18 touchdowns ... averaged 6.3 yards per carry and 117.5 yards per game that year ... as a junior, rushed for 1,149 yards and 10 touchdowns ... a state champion in track and field in the long jump.

Personal:

The son of Demetrius Barnes ... has three siblings, Kenyatta, Sharzay, and Wayatica ... an exercise science major.



STEPHEN KAISER

ST. LOUIS, MO.
DESMET

Career Starts - 0
Career Games - 0



6

QB
6-3
225
JR

Prior to Lindenwood:

Played two years at Northern Iowa ... saw action in six games as the backup quarterback ... was a member of the SMU football team for two years ... after redshirting in 2010, he took snaps in 2011 during the team's BBVA Compass Bowl victory.

High School:

Second-team all-state selection ... first-team all-conference ... as a senior, led his team to a 12-1 record ... threw for 1,769 yards and 25 touchdowns in 2009, and had just three interceptions ... a three-star recruit by Rivals.com and Scout.com ... rated the No. 17 quarterback in the nation by Scouts, and the No. 16 player in the state of Missouri by Rivals.com.

Personal:

The son of Dawn and Dennis Kaiser ... has one sibling, Scott ... a business administration major.



JACOB KELLIHER

KANSAS CITY, MO.
ST. PIUS X

Career Starts - 0
Career Games - 0



50

DT
6-2
265
FR



JOHN KELTNER

BLUE SPRINGS, MO.
BLUE SPRINGS

Career Starts - 9
Career Games - 9



71

OL
6-1
270
SO

Lindenwood:


2013- Started all nine games at the right guard position ... recorded a tackle against Nebraska-Kearney ... named the team's Offensive Player of the Game versus Emporia State ... named to the MIAA Academic Honor Roll.

High School:

Two-time first-team all-state selection ... named to the first-team all-Simone squad which recognizes the top players in the Kansas City metro area ... a first-team all-Metro pick ... a three-time first-team all-conference and all-area selection ... helped Blue Springs win the 2012 Missouri 6A State Championships ... helped Blue Springs average 43.0 points and 284 rushing yards a game.

Personal:

The son of Melinda and John Keltner ... has two siblings, Jake and Jenna ... a criminal justice major.



CLAY KNAPP

RICHFIELD, WISC.
GERMANTOWN

Career Starts - 0
Career Games - 0



82

LB
6-1
210
FR

High School:

Honorable mention all-conference linebacker ... team captain ... earned the Team Hawkeye award for community leadership and athletic achievement ... a conference scholar-athlete award winner ... recorded 11 tackles as a senior, including 14 for a loss ... named the Track Rookie of the Year in his sophomore year.

Personal:

The son of Debbi and Ken Knapp ... has two siblings, Cameron and Calvin ... a communications major.



CLINT KOONS

WENTZVILLE, MO.
WENTZVILLE HOLT

Career Starts - 6
Career Games - 9



46

LB
6-1
215
SO

Lindenwood

2013- Honorable mention all-MIAA ... Lindenwood's Freshman of the Year ... appeared in all nine games and started six contests ... led the team in tackles with 62 ... finished third in the MIAA and 34th in NCAA Division II with 5.4 solo tackles a game ... led the team with 46 tackles on rushing plays ... had two tackles on kickoff coverage ... led the team in tackles in three contests ... recorded six or more tackles in the final seven games of the season ... had double-figure tackles with 11 against Missouri S&T and 10 versus Fort Hays State ... had 3.5 tackles for loss and one sack ... recorded 2.0 tackles for loss and a sack against Pittsburg State ... also broke up a pass in that game ... received the team's Hard Hat award for the Fort Hays State games ... named to the MIAA A Honor Roll and was a MIAA Scholar-Athlete.

High School:

Two-time all-state selection ... first-team all-district ... first-team all-conference.

Personal:

The son of Laura and Robert Koons ... has two siblings, Patrick and Jake ... a criminal justice major.



SCOTT KROEGER

ELSBERRY, MO.
ELSBERRY

Career Starts - 0
Career Games - 1



14

QB
5-11
175
SO

Lindenwood:

2013- Appeared in one game against Central Missouri ... went three-for-three passing for 19 yards ... had a long completion of 10 yards on his first collegiate pass ... named to the MIAA Academic Honor Roll.

High School:

First-team all-state selection ... threw for 3,287 yards and 33 touchdowns as a senior ... also rushed for 1,479 yards and 20 touchdowns ... recorded 80 tackles on defense ... a three-time all-state performer in basketball ... an all-conference performer in baseball and golf.

Personal:

The son of Jenny and Mark Kroeger ... has two siblings, Lara and Kari ... a biology in secondary education major.



**WES
KUHN**

WELDON SPRINGS, MO.
FRANCIS HOWELL

Career Starts - 1
Career Games - 12



34

DE
6-1
235
JR

Lindenwood:

2013- Appeared in three games, and started versus Emporia State ... recorded four tackles on the year, all solo stops ... had a season-high three tackles against Fort Hays State ... recorded a two-yard tackle for loss in the first quarter against Emporia State ... all of his tackles came on running plays ... named to the MIAA Academic Honor Roll.

2012- Appeared in nine games ... recorded four tackles, including three solo tackles ... had three tackles on kickoff coverage ... assisted on the first tackle in Lindenwood's MIAA history with a stop on the opening kickoff against Lincoln ... also had tackles against Southwest Baptist, Missouri State, and Pittsburg State ... named to the MIAA Academic Honor Roll.

2011- Redshirted.

High School:

First-team all-conference and all-district selection at the linebacker position.

Personal:

The son of Kacey Kuhn ... has two brothers, Stu and Reeder ... a sports management major.



**DESHAWN
LAWSON**

DALLAS, TEXAS
SKYLINE

Career Starts - 6
Career Games - 9



64

DT
6-3
255
SO

Lindenwood:

2013- Honorable mention all-MIAA ... appeared in all nine games and started six contests at the defensive tackle position ... recorded 21 tackles ... finished second on the team with 5.5 tackles for loss, and was third with 2.0 sacks ... twice recorded 2.0 tackles for loss in games with Lincoln and Missouri S&T ... had a season-high five tackles versus Lincoln ... had season-high of three solo tackles in four games ... collected sacks against those two teams also ... 17 of his tackles were solo stops ... had at least one tackle in every game but two ... recorded 18 tackles on running plays ... recovered a fumble in the Missouri S&T game, and also forced a fumble on a third-down play that forced a fourth-quarter punt in a seven-point game ... received the team's Hammer Award for the Missouri S&T contest ... named to the MIAA Academic Honor Roll.

High School:

An offensive lineman for a Skyline team which went 12-2 and advanced to the quarterfinals of the Texas state tournament.

Personal:

The son of Deborragh and Archie Lawson ... has one sibling, Brillanta ... a psychology major.



**DANTE
LEWIS**

MARIETTA, GA.
PRINCIPIA

Career Starts - 0
Career Games - 0



8

DB
5-11
190
SR

Lindenwood:

2013- Did not see action during the season ... was named the Scout Defensive Player of the Week for the week of the Central Missouri contest.

Prior to Lindenwood:

A member of the NCAA Division I FCS SIU-Carbondale program for the past three seasons ... after redshirting the 2010 season, he has appeared in 14 games over his two years there ... recorded seven tackles and one fumble recovery ... twice received the team's Massive Mule Award in 2010 which honors the rookie with the most outstanding week of strength training.

High School:

Second-team all-State ... second-team all-Metro ... named Lombardo's Most Inspirational player ... team MVP ... ABC league MVP ... first-team all-district ... as a senior, rushed for 1,382 yards and 27 touchdowns, and intercepted four passes ... set school single-season records for all-purpose yards, rushing yards, and touchdowns ... also lettered in track and helped his 4x400 relay team finish second at state.

Personal:

The son of Carlethia Lewis ... has one sibling, Dion ... an exercise science major.



**GRAHAM
LINDMAN**

NOBLESVILLE, IND.
HOMESCHOOL

Career Starts - 0
Career Games - 0



QB
6-4
215
FR

High School:

Earned the 2012 and 2013 team Offensive MVP honors ... passed for over 6,500 yards and completed 69 percent of his passes ... had 70 touchdown passes.

Personal:

The son of Celeste and Dwight Lindman ... has three siblings, Gabe, Vova, and Garrison ... an entrepreneurship/economics major.



**FRANCISCO
LLANOS**

TAMPA, FLA.
CHAMBERLAIN

Career Starts - 0
Career Games - 0



87
WR
5-8
170
SR

Prior to Lindenwood:

Was a member of the Southern Miss football team from 2009-2012 ... after redshirting the 2009 season, he played in 35 games over the next three years ... had an 87-yard kickoff return touchdown and was named the Conference USA Special Teams Player of the Week in 2010 ... caught 10 passes for 173 yards and two touchdowns in 2011 ... had a 90-yard touchdown reception against Marshall that season, and finished the game with five catches for 132 yards and two touchdowns ... member of the 2011 team that won a conference championship and won the Hawaii Bowl ... caught 20 passes for 226 yards in 2012 ... finished tied for second on the team in receptions.

High School:

Caught 12 passes for 215 yards and two touchdowns as a senior ... rushed two times for 33 yards ... participated in the West squad on the Hillsborough All-Star game.

Personal:

The son of Dasiy Torres and Valentin Llanos ... has one sibling, Joel ... a sports management major.



DEVANTE MAJORS

O'FALLON, MO.
FORT ZUMWALT WEST

Career Starts - 0
Career Games - 0



11
TE
6-2
250
JR

Prior to Lindenwood:

A member of the Northern Illinois football team for three years ... redshirted the 2011 season ... appeared in two games in 2012 for a Northern Illinois team that went to the Orange Bowl ... did not appear in a game last year for the team that advanced to the Poinsettia Bowl.

High School:

A Missouri Class 6A first-team all-state wide receiver in 2009, and a first-team all-state tight end in 2010 ... first-team all-conference selection in 2009 and 2010, and a second-team pick in 2008 ... caught 153 passes for 1,953 yards in his career ... recorded 16 receiving and three rushing touchdowns ... as a senior, helped Fort Zumwalt West to the most wins in school history while catching 59 passes for 717 yards and six touchdowns ... that season, the Jaguars won 10 games and a district championship, and advanced to the state semifinals ... as a junior, caught 55 passes for 724 yards and four touchdowns ... had 36 receptions for 484 yards as a sophomore, and scored six touchdowns ... two-time academic all-conference ... also played basketball.

Personal:

The son of Michael and Sheila Majors ... has three siblings, Michael, Jason, and Marquis ... a sociology major.



NICK MCCARTNEY

GLEN CARBON, ILL.

Career Starts - 0
Career Games - 0



WR
5-11
175
JR

Prior to Lindenwood:

Attended Western Illinois University ... redshirted the 2012 season.

High School:

Three-year varsity football player ... a team captain as a senior.

Personal:

The son of Connie and Stephen McCartney ... has two siblings, Christopher and Lauren ... a corporate communications major.



DAVEY MCCOLLUM

CENTRAL POINT, ORE.
CRATER

Career Starts - 0
Career Games - 0



29
DB
6-1
210
FR

High School:

First-team all-conference at the safety position ... a state qualifier in wrestling.

Personal:

The son of Kellie and David McCollum ... has one sibling, Emily ... a business major.



JACOB MCDERMOTT

OVERLAND PARK, KAN.
BLUE VALLEY

Career Starts - 0
Career Games - 7



84
WR
6-0
183
JR

Lindenwood:

2013- Appeared in three games ... named to the MIAA Academic Honor Roll.

2012- Appeared in four games ... rushed one time in the Truman State contest for no yards ... saw his first collegiate action at home against Washburn ... named to the MIAA Academic Honor Roll.


2011- Redshirted.

High School:

Honorable mention all-state by the Topeka Capital-Journal and the Wichita Eagle ... first-team all-conference and all-county ... second-team all-metro ... member of the 2010 Blue Valley State Championship team ... caught 49 passes for 941 yards ... had 16 touchdowns on the season, including 12 receiving ... rushed for 192 yards and three touchdowns, and had one kickoff return touchdown ... for his career, caught 85 passes for 1,467 yards ... had 26 career touchdowns, with 22 being receiving touchdowns ... set school records with five touchdowns in a game and 16 touchdowns in a season ... left Blue Valley ranked third in school history in career receiving touchdowns, season receiving touchdowns, career receiving yards, and season receiving yards.

Personal:

The son of Tammy and Pat McDermott ... has one brother, Chris ... a business major.



JACOB MCDERMOTT



CLINT MERKA

ARGYLE, TEXAS
ARGYLE

Career Starts - 0
Career Games - 3



60
OL
6-3
290
SO

Lindenwood:

2013- Appeared in three games ... was the backup center ... named to the MIAA Academic Honor Roll.


2012- Redshirted ... named to the MIAA Academic Honor Roll.

High School:

First-team all-state as a senior ... also earned first-team all-area in 2011 ... unanimous first-team all-district during his junior and senior seasons ... helped his team reach the Class 3A State Championship game.

Personal:

The son of Carol and Steve Merka ... has two siblings, Jordan and Cade ... an undeclared major.



DILLON MILLER

EUGENE, ORE.
SHELDON

Career Starts - 14
Career Games - 14



12

QB
6-0
195
JR

Career Stats

Year	Comp-Att-Int	Yards	TDs	Rushes	Yards	TDs
2012	67-113-5	1189	12	5	-20	0
2013	194-319-15	2334	13	16	-71	0
Totals	261-432-20	3523	25	21	-91	0

Lindenwood:

2013- Was the starting quarterback for all nine games ... finished third in the MIAA with 259.3 passing yards a game, and was sixth with 251.4 total offense yards a game ... ranked 36th nationally in passing yards ... set school records for most completions in a game (34), most plays per game for a season (37.2), and most completions per game for a season (21.5) ... had the third-most passing yards a game in Lindenwood history ... finished the year by going 193-of-319 passing with 13 touchdowns and 15 interceptions ... completed nearly 61 percent of his passes and had a 126.3 pass efficiency ... had four games with over 300 passing yards ... had a season-best 390 yards against Central Missouri, including an 83-yard pass play to Alex Robinson that was the fourth-long pass play in school history ... also had 300-yard passing games against Lincoln, Fort Hays State, and Washburn ... threw three touchdown passes against Central Missouri and Emporia State ... had at least one touchdown pass in seven of the nine games ... had 20 or more completions in six of the nine contests ... caught one pass for 34 yards.

2012- Started the final five games of the season after having his redshirt pulled prior to the Washburn game ... averaged 233.8 passing yards a game, including 264.3 yards in his final four starts ... threw 12 touchdown passes and had a 2.4 touchdown-to-interception ratio ... had two 300-yard passing games ... completed 59.3 percent of his passes ... led the team in pass efficiency with a 173.87 mark ... had his first collegiate victory against Missouri Southern after he threw for 301 yards and four touchdowns ... had three touchdown passes against Pittsburg State and Truman State ... set a season-high with 314 passing yards against Truman State ... threw for 216 yards and two touchdowns in the Mineral Water Bowl ... after seeing Lindenwood's lead get cut to eight against Missouri Southern, he sealed the victory with a 74-yard pass play with 3:54 remaining in the game ... had seven pass plays over 60 yards, all of which scored touchdowns ... had passing touchdowns of 87 and 80 yards against Pittsburg State ... was named the team's Offensive Player of the Game against Missouri Southern.

High School:

First-team all-state as a senior ... two-time first-team all-league selection ... named the Offensive Player of the Year in the league as a junior ... threw for 6,687 yards and 76 touchdowns over his final two seasons ... completed 67 percent of his passes and threw for 3,360 yards and 36 touchdowns in 2011 ... was 24-2 as the starting quarterback and led his team to the 2011 state championship game ... also a first-team all-league basketball player and was named the league MVP as a junior.

Personal:

The son of Jenny and Chris Miller ... has one sibling, Jessie ... an education major.



NATE MILLS

TAMPA, FLA.
SICKLES

Career Starts - 0
Career Games - 0



QB
6-0
205
FR

Lindenwood:


2013- Redshirted ... named the Scout Team Player of the Week for the Lincoln contest.

High School:

Led his team to a 16-4 record as the starting quarterback ... threw for 2,261 yards and 27 passing touchdowns in a run-oriented offense ... rushed for five touchdowns ... completed 53 percent of his passes in his final two seasons.

Personal:

The son of Michele and Roger Mills ... has two siblings, Nicholas and Noelle ... a journalism major.



WYATT MOHRMANN

WRIGHT CITY, MD.
WRIGHT CITY

Career Starts - 0
Career Games - 2



72

OL
6-3
292
SO

Lindenwood:

2013- Appeared in two games as the backup right guard ... named to the MIAA Academic Honor Roll.


2012- Redshirted ... named to the MIAA Academic Honor Roll.

High School:

Third-team all-state selection ... also earned first-team all-area, first-team all-conference, and first-team all-district honors.

Personal:

The son of Barb and Jeff Mohrmann ... has two siblings, Crystal and Josh ... an exercise science major.



JEREMY MORRIS

CHANDLER, ARIZ.
CHANDLER

Career Starts - 0
Career Games - 0



19

DB
5-11
185
SR

Prior to Lindenwood:


A transfer from Utah State ... played in 14 games during the 2013 season and recorded 15 tackles, one interception, and two pass breakups ... had a season-high six tackles against Boise State ... intercepted a pass against San Jose State ... as a sophomore, earned second-team all-conference honors at Mesa Community College ... recorded 50 tackles, four interceptions, 11 pass breakups, and a fumble recovery that year ... attended Scottsdale Community College as a freshman.

High School:

As a senior, recorded 27 tackles, two interceptions, 10 passes defended, and one fumble recovery ... also caught 14 passes for 263 yards and five touchdowns, and rushed for one touchdown ... two-time member of the track team as a sprinter.

Personal:

The son of Cynthia and John Morris.



ADAM NIEHAUS

MOUNTAIN VIEW, MD.
MOUNTAIN VIEW-LIBERTY

Career Starts - 0
Career Games - 0



62

DE
6-1
225
FR

High School:

2013 first-team all-state at the linebacker spot ... 2013 SCA Lineman of the Year ... 2012 first-team all-state on the offensive line ... 2011 second-team all-state on the defensive line.

Personal:

The son of Lisa and Robert Niehaus ... an athletic training major.



BRENDAN NORWINE

D'FALLON, MO.
CHRISTIAN

Career Starts - 0
Career Games - 0



88

WR
6-2
180
SD

Lindenwood:

2013- Did not appear in any games ... moved to the wide receiver position after playing as a quarterback in 2012.

2012- Redshirted.

High School:

Two-time all-district selection ... two-time team MVP ... named his team's Offensive Player of the Year ... in two seasons at Christian, the first two in school history, he threw for 3,692 yards and 37 touchdowns ... also rushed for 813 yards and 12 touchdowns ... also was the team's placekicker ... three-year starter in basketball.

Personal:

The son of Julie and Mike Norwine ... has two siblings, Jordan and Ryan ... a business major.



DERRICK NSUBUGA

SCOTTSDALE, ARIZ.
CHAPARRAL

Career Starts - 0
Career Games - 0



90

DL
6-1
280
SD

Prior to Lindenwood:

Attended SIU-Carbondale for two years and Arizona State for a year ... redshirted the 2009 season at SIU-Carbondale ... played in all 11 games including nine starts in 2010 ... recorded 16 tackles and two tackles for loss, and blocked a field goal attempt ... sat out the 2011 season at Arizona State due to NCAA transfer rules.

High School:

An all-state, all-region, and All-Arizona performer ... recorded 104 tackles and 8.5 sacks in his senior season ... helped his team finish runner-up in the state ... had 14 tackles and a sack in the state championship game ... earned his team's Defensive Player of the Year award ... also lettered in wrestling.

Personal:

The son of Susan Nsubuga and the late Richard Nsubuga ... has three siblings, Faith, Ruth, and Isaac ... an exercise science major.



STEVEN PACE

ST. LOUIS, MO.
DESMET

Career Starts - 0
Career Games - 16



10

LB
6-1
215
JR

Career Stats

Year	Tackles	Solo	Ast	TFL	Sacks	FF
2012	6	1	5	0	0	0
2013	22	19	3	0	0	0
Totals	28	20	8	0	0	0

Lindenwood:

2013- Appeared in all nine games at the outside linebacker position ... was also a key special teams player who finished second with four special teams tackles ... tied for the team-high with two tackles on punt coverage ... had a total of 22 tackles on the year, with 14 coming on rushing plays ... 19 of his 22 tackles were solo stops ... recorded two pass breakups against Lincoln and Southwest Baptist ... tallied at least one tackle in every game ... recovered a goal line fumble in the third quarter against Central Missouri ... had a season-high five tackles versus Lincoln.

2012- Appeared in seven contests ... recorded six tackles, including five on special teams ... had a season-high two tackles in the season opener at Lincoln ... tied for fifth on the team with four tackles on kickoff returns and had one on punt coverage ... had three tackles on kickoff coverage that held the opposing team behind the 20-yard line.

2011- Redshirted ... named the team's Special Teams Scout Player of the Year.

High School:

First-team all-conference at both wide receiver and defensive back.

Personal:

The son of Terry Carlis ... has four siblings, Terrance, Burnetta, Shayla, and Teri ... a business major.



STEVEN PACE



ZACH PANITZKE

NORTH MARION, FLA.
NORTH MARION

Career Starts - 0
Career Games - 0



66

DL
6-1
270
FR

Lindenwood:

2013- Redshirted.

High School:

First-team all-country his junior and senior seasons ... first-team all-district as a senior ... a team captain.

Personal:

The son of Kim and Bob Panitzke ... has one sibling, Dawson ... an exercise science major.

BRAYDEN PARKER

COLUMBIA, MO.
ROCKBRIDGE

Career Starts - 0
Career Games - 0



65

OL
6-4
275
FR

High School:

Started all 14 games as a senior for the state runner-up program at the 6A level ... team won districts in 2013 and made the state playoffs all three years of his career ... helped his team in 2013 run for over 1,500 yards and pass for more than 3,500 yards ... first-team academic all-state in 2013.

Personal:

The son of Michele and David Parker ... has three siblings, Jacie, Maddie, and Kylee ... an undeclared major.

TREY PAYTAS

DAYTONA BEACH SHORES, FLA.
WARNER CHRISTIAN

Career Starts - 0
Career Games - 0



59

LB
6-0
200
FR

High School:

Two-time first-team all-state performer ... two-time all-area performer ... as a senior, recorded 103 tackles, seven sacks, and two interceptions ... collected 151 tackles, five sacks, four interceptions, and a touchdown as a junior.

Personal:

The son of Sandy and Jim Paytas ... has one sibling, Nikki ... a business economics major.



PHILLIP POSLEY

ST. LOUIS, MO.
PARKWAY NORTH

Career Starts - 0
Career Games - 8



43

DE
6-1
235
SO

Lindenwood:

2013- Appeared in eight games ... recorded one solo tackle on the season against Southwest Baptist ... that tackle came on kickoff coverage ... named to the MIAA Academic Honor Roll.

2012- Redshirted ... voted Lindenwood's Scout Team Defensive Player of the Year ... named the Scout Team Defensive Player of the Week two times for the Lincoln and Fort Hays State contests ... named to the MIAA Academic Honor Roll.

High School:

Three-time all-conference selection, including first-team honors as a junior and senior ... team captain as a senior ... recorded 68 tackles as a senior.

Personal:

The son of Phyllis Posley ... a history major.

ANTWON PRESIDENT

BLUE SPRINGS, MO.
BLUE SPRINGS

Career Starts - 0
Career Games - 0



38

DB
5-11
175
FR

High School:

First-team all-metro player ... also a first-team all-conference selection ... recorded nine interceptions and three forced fumbles during his career.

Personal:

The son of Malantha President ... has three siblings, Quiana, Emanuel, and Laron ... a law enforcement and business major.

TANASHIS PURIFOY

KANSAS CITY, MO.
WINNETONKA

Career Starts - 0
Career Games - 0



48

LB
6-0
180
FR

High School:

Earned second-team all-conference and all-district honors as a linebacker ... was an honorable mention all-conference tight end ... recorded 41 tackles, six tackles for loss, and two forced fumbles.

Personal:

The son of Andrea and Todd Purifoy ... has two siblings, Tania and Tashia ... an athletic training major.

DEVIN RAY

WARRENTON, MO.
WARRENTON

Career Starts - 0
Career Games - 0



86

WR
5-7
160
FR

High School:

As a senior, rushed for 900 yards and 10 touchdowns ... member of the 2010 state runner-up team ... three-time track section and district award winner ... participated in the 2014 state track meet ... an academic award winner for four years.

Personal:

The son of Heather Warfel and Daryl Ray ... has one sibling, Dajah ... a math major.



JARED RAYFORD

DALLAS, TEXAS
CEDAR HILLS

Career Starts - 0
Career Games - 2



28

RB
5-9
185
SO

Lindenwood:

2013- Appeared in two games against Lincoln and Southwest Baptist ... rushed four times for six yards ... had six rushing yards on three carries in the Lincoln contest.

High School:

Was named one of the top 30 running backs in the state of Texas ... two-time first-team all-district selection ... second-team all-district as a sophomore ... rushed for 1,267 yards and 20 touchdowns as a junior ... averaged 12.4 yards per carry as a senior before being sidelined with an injury.

Personal:

The son of Nicole Luster ... has two siblings, Jacoby and Kendall ... a criminal justice major.

DEON RIEUX

LOS ANGELES, CALIF.
TAFT

Career Starts - 0
Career Games - 0

33

LB

6-0

205

JR

Prior to Lindenwood:
Attended Santa Monica College.

High School:
Attended Taft.

Personal:
The son of Ragana Lyons ... an economics major.

ALEX ROBINSON

LAND O'LAKES, FLA.
LAND O'LAKES

Career Starts - 32
Career Games - 32

1

WR

5-9

178

SR

Career Stats						
Year	Catches	Yards	TDs	Rushes	Yards	TDs
2011	34	412	4	0	0	0
2012	28	430	0	0	0	0
2013	44	600	6	0	0	0
Totals	106	1442	10	0	0	0

2013- Second-team All-MIAA ... had a team-high six receiving touchdowns and tied for the team-high with 44 receptions ... second on the team with 600 receiving yards ... ranked eighth in the MIAA with 4.9 receptions per game ... averaged 13.6 yards per catch ... led Lindenwood's receivers with 28 receptions that resulted in a first down or a touchdown ... eight of those receptions came on third and fourth downs ... had the longest receiving play of the season, and the fourth-longest in school history, with an 83-yard touchdown reception against Central Missouri ... was the team's top punt return man with 10 returns for 73 yards, and returned one kickoff for 13 yards ... second on the team with 36 points and fourth on the squad with 76.2 all-purpose yards a game ... had a career-high 167 receiving yards against Central Missouri, and also scored two touchdowns in that game ... had a career-high nine reception against Washburn, and finished with 100 receiving yards in that game ... caught at least five passes in six of the team's nine games, and had 50 or more receiving yards in five contests ... scored what turned out to be the game-winning touchdown in the wins over Lincoln and Southwest Baptist ... surpassed 1,000 career yards in the first quarter against the Mules and caught his 100th collegiate pass against Washburn ... second on the team with 10 receptions for 20 or more yards ... was named the team's Offensive Player of the Game against Central Missouri, and was the team's Special Teams Player of the Game versus Missouri S&T.

2012- Started all 12 games ... was third among the team's wide receivers with 28 receptions for 430 yards ... averaged 15.4 yards per catch, the second-best mark on the team among the regular receivers ... caught a two-point conversion to tie the Central Missouri contest in the fourth quarter ... had his first 100-yard receiving game with a season-high 104 receiving yards against Central Missouri ... caught a season-high six passes in the Mineral Water Bowl game against Winona State and had 77 receiving yards in that game ... had seven receptions over 20 yards, including three of 45 yards or longer ... his longest reception was for 49 yards against Central Missouri ... caught at least one pass in every game but one ... was again one of the team's top targets on third and fourth-downs, with eight first-down catches on third-down plays and a team-high four first-down receptions on fourth-down plays ... was named the team's Offensive Player of the Week for the Lincoln contest.

2011- Started all 11 games as a redshirt freshman ... was the team's No. 2 wide receiver with 34 catches for 412 yards and four touchdowns ... averaged 12.1 yards per catch ... caught at least one pass in every game but one ... had a season-high seven receptions versus NCAA Division I South Dakota, and a season-high 75 receiving yards against NCAA Division I Northern Colorado ... caught four passes of 20 yards or more, including a season-high 39-yard play in that Northern Colorado contest ... was Lindenwood's top target on third and fourth-downs, with 12 first-downs or touchdowns in those situa-

tions, three more than the next closest Lion ... named the team's Offensive Player of the Week for the Graceland and South Dakota contests.
2010- Redshirted.

High School:
Attended Land O' Lakes ... received second-team All-Tampa Bay Area, first-team All-SAC ... compiled 800 yards and 11 touchdowns.

Personal:
Son of Ingrid and Steve Tone and Alex Jones ... has two siblings, Collin and Mia ... business administration major.



ALEX ROBINSON



TRE' ROBY

TRE' ROBY

INDIANAPOLIS, IND.
CATHEDRAL

Career Starts - 2
Career Games - 9

3

WR

5-8

150

SO

Lindenwood:
2013- Appeared in all nine games, with two starts ... a multi-threat athlete who finished first on the team in kickoff return yards, second in all-purpose yards, second in rushing yards, fourth in receptions, and fifth in receiving yards ... had a team-high 23.0 yards per kickoff return, which also ranked ninth in the MIAA ... rushed for 160 yards and averaged 5.7 yards per rush ... caught 35 passes for 299 yards ... had two punt returns for four yards ... finished the season with 785 all-purpose yards and averaged 87.2 all-purpose yards a game ... had double-figure all-purpose yards in two games with 156 against Fort Hays State and 170 against Washburn ... had season-highs with 66 rushing yards, nine receptions, and 90 receiving yards versus Fort Hays State ... had a season-best 107 kickoff return yards against Washburn, including a 95-yard return that was the fifth-longest in program history ... gave the Lions the lead for good with a third-quarter touchdown in the win over Southwest Baptist, which was also his first collegiate touchdown ... recorded 23 plays on the year that resulted in a first-down ... had seven plays of 20 yards or longer, including one rushing and three receiving ... named the team's Special Teams Player of the Game versus Washburn, and was the team's Blue Collar award winner versus Fort Hays State.

Prior to Lindenwood:
Redshirted the 2012 season at Ball State.

High School:
As a junior, set the Indiana High School Athletic Association record for most receptions in a state tournament game with eight ... missed his senior season due to an injury ... member of three state championship teams ... also competed in track and field ... set a school record in the 200m and placed eighth in the state during his senior year.

Personal:
The son of Donita Douglas and John Roby ... has three siblings, Courtney, Brandon, and Karrington ... a graphic design major.



RODERICK RYLES

ORLANDO, FLA.
PHILLIPS

Career Starts - 8
Career Games - 9



9

DB

6-1

200

JR

Lindenwood:

2013- Appeared in all nine games with eight starts ... finished tied for second on the team with 49 tackles ... led the team in tackles in two games ... collected one tackle for loss, one interception, and one forced fumble ... had double-figure tackles with 10 apiece against Central Missouri and Nebraska-Kearney ... had two turnovers and nine tackles in the contest with Washburn ... had a season-high six solo tackles in that Washburn game ... recorded a two-yard tackle for loss against Nebraska-Kearney ... named the team's Defensive Player of the Game versus Washburn.

Prior to Lindenwood:

Was a member of NCAA Division I Pittsburgh for two seasons ... redshirted the 2011 season and did not see any action in a game in 2012.

High School:

Second-team all-Florida ... first-team all-Central Florida ... all-Orange County selection ... was named the No. 3 safety in Central Florida ... is the career interceptions leader at Dr. Phillips High School with 15 ... recorded seven interceptions in both his junior and senior seasons ... also recorded 250 tackles, six forced fumbles, four fumble recoveries, three sacks, and two interception return touchdowns during his career ... listed No. 22 on the Orlando Sentinel Central Florida 'Super 60' list ... rated as one of the top 100 prospects in Florida by Rivals and SuperPrep ... named to the SuperPrep all-Dixie team ... helped his team advance to the Florida 6A championship game in 2010 ... in his final three seasons, helped Dr. Phillips go 35-4, including a 28-game regular season winning streak, and the program won three conference and district championships, and one regional championship.

Personal:

The son of Donna Rozier and Rodney Ryles ... has seven siblings, Lemuel, Akia, Todd, Jeffery, Erika, Rodney, and Regginald ... a business administration major.



RODERICK RYLES



LUCAS SANDHEINRICH

KIRKWOOD, MO.
KIRKWOOD

Career Starts - 0
Career Games - 4



74

OL

6-5

275

SO

Lindenwood:

2013- Appeared in four games as a backup to all-conference left tackle Jacob Heneisen.


2012- Redshirted.

High School:

A second-team all-conference selection ... received the Ray Moss Sportsmanship Award ... helped his team advance to the State Championship game ... academic all-state ... also lettered in volleyball.

Personal:

The son of Nancy and Joe Sandheinrich ... has one sibling, Emma ... an undeclared major.



SAM SEALER

LEE'S SUMMIT, MO.
LEE'S SUMMIT

Career Starts - 19
Career Games - 21



7

WR

6-0

190

JR

Career Stats

Year	Catches	Yards	TDs	Rushes	Yards	TDs
2012	22	303	0	0	0	0
2013	20	352	2	0	0	0
Totals	42	655	2	0	0	0

Lindenwood:

2013- Appeared in nine games with eight starts ... finished fourth on the team with 352 receiving yards and was fifth with 20 receptions ... averaged a team-high 17.6 yards per catch ... had two touchdowns on the season versus Nebraska-Kearney and Washburn ... had a season-high four receptions against both Emporia State and Pittsburg State ... recorded a season-high 92 receiving yards at Washburn, including a 70-yard reception that helped set up a touchdown ... collected at least one reception in every game but one ... 17 of his 20 catches were good for first downs and/or a touchdown ... led the team with 10 third-down receptions, including eight that picked up the first down ... named to the MIAA Academic Honor Roll

2012- Appeared in all 12 games and started 11 ... caught 22 passes for 303 yards, both team-best marks among freshmen ... had one touchdown with a 10-yard scoring reception against Nebraska-Kearney ... caught a pass in every game but two ... had a season-high four receptions in the Mineral Water Bowl ... had a season-best 74 receiving yards against Washburn ... had six plays over 20 yards, including a season-best 37-yard reception against Winona State ... 12 of his 22 catches were good for a first down or a touchdown ... helped set up a fourth-quarter touchdown during Lindenwood's comeback win over Glenville State with a 28-yard reception that took the ball down the two-yard line ... named the team's Offensive Player of the Game against Washburn ... named the team's Hard Hat winner for the Fort Hays State contest ... named to the MIAA Academic Honor Roll.

2011- Redshirted.

High School:

Unanimously named first-team all-state ... first-team all-Metro, first-team all-district, and first-team all-conference selection ... received the Otis Taylor award after his senior season as the best wide receiver in the Kansas City Metro Area ... caught 77 passes for over 1,000 yards and 15 touchdowns.

Personal:

The son of Kristi and Joel Sealer ... has two siblings, Luke and Katie ... an exercise science major.



SAM SEALER



CALEB SELLERS

FRISCO, TEXAS
WAKELAND

Career Starts - 0
Career Games - 0



78

OL

6-4

275

FR

High School:

Started 11 games at left tackle as a senior ... a 3.5 star snapper by Kohl's Kicking, Punting, and Snapping.

Personal:

The son of Darlene and Jeff Sellers ... an education major.



**SAMSON
SI'A**

INDEPENDENCE, MD.
FORT OSAGE

Career Starts - 2
Career Games - 6



41

DB
6-4
230
SD

Lindenwood:


2013- Appeared in six games, including two starts in the second half of the season ... made three tackles on the season, including one on special teams ... all three tackles were solo stops ... named the team's Scout Team Defensive Player of the Week for the Southwest Baptist week, and was the team's Blue Collar award winner for the Central Missouri contest.

High School:

First-team all-state as a senior ... also named the conference's Defensive Player of the Year, first-team all-conference, and first-team all-district ... recorded 104 tackles, two interceptions, and six forced fumbles ... helped his defense allow just 8.0 points per game and reach the Missouri State Championship game.

Personal:

The son of Elepise and Faaiu Si'a ... has three siblings, Rueben, Tuuaga, and Jr. ... an undeclared major.



**PAUL
SILVIO**

KANSAS CITY, MO.
LIBERTY NORTH

Career Starts - 0
Career Games - 0



83

WR
6-0
195
FR

High School:

Second-team all-state performer ... first-team all-conference and first-team all-district ... a semifinalist for the Otis Taylor award ... recorded 2,916 all-purpose yards, 2,198 receiving yards, and 18 touchdowns ... averaged 17.7 yards per catch.

Personal:

The son of Annette and Tom Silvio ... has two siblings, Sal and Anthony ... a sports management major.



**DAVID
SIMMONS**

ST. LOUIS, MO.
HAZELWOOD CENTRAL

Career Starts - 0
Career Games - 0



40

LB
5-10
205
FR

Lindenwood:

2013- Redshirted ... named the team's Special Teams Scout Player of the Week versus Missouri S&T ... named to the MIAA Academic Honor Roll.

High School:

An all-conference selection at the linebacker position and a honorable mention pick as a running back ... named his team's defensive MVP ... winner of the team's Hawk Award ... as a senior, had 65 tackles, 15 tackles for loss, seven sacks, and two fumble recoveries ... had five rushing touchdowns and two return touchdowns.

Personal:

The son of Juanice Brown and David Green ... has two siblings, Darion and Darius ... a marketing major.



**MICHAEL
SMITH**

PALMDALE, CALIF.
ANTELOPE VALLEY

Career Starts - 0
Career Games - 0



31

DB
6-3
205
JR

Prior to Lindenwood:


Attended Antelope Valley Community College.

High School:

Attended Antelope Valley.

Personal:

A criminal justice major.



**TRAVIS
SPRAUL**

FESTUS, MD.
FESTUS

Career Starts - 0
Career Games - 0



35

K
5-8
165
FR

High School:

First-team all-state kicker ... J-98 Dream Team kicker ... two-time first-team Southeast Missouri all-region player ... first-team all-district and two-time first-team all-conference kicker ... also earned all-conference, all-region, and third-team all-Metro honors as a defensive back ... as a senior, averaged 66 yards per kickoff and had touchbacks on 55 of 61 kicks ... 59-of-61 on PATs ... four-of-six on field goals with a long of 41 ... had four interceptions, including three he returned for a touchdown ... offensively, caught 10 passes for 155 yards and two touchdowns, and rushed for 524 yards and seven touchdowns ... returned 17 kickoffs for an average of 38 yards, and he had three kickoff return touchdowns.

Personal:

The son of Susan and Mark Spraul ... has one sibling, Mallory ... a pre-medicine major.



**TRAVEON
STEVENSON**

O'FALLON, ILL.
O'FALLON

Career Starts - 0
Career Games - 0



DB
5-9
170
FR

Lindenwood:

2013- Redshirted.

High School:

A two-time all-Metro performer ... a three-time all-conference selection ... named to the Illinois vs. Missouri All-Star game in 2012.

Personal:

The son of Jenetta Trimble and Michael Stevenson ... has two siblings, Michael and Katrina.



CHASE STEWART

LEWISVILLE, TEXAS
COVENANT CHRISTIAN ACADEMY

Career Starts - 0
Career Games - 27



23

WR
6-1
200
SR

Lindenwood:

2013- Appeared in seven games ... caught five passes for 20 yards ... rushed one time for 10 yards against Lincoln, and also had a seven-yard reception in that game ... caught a season-high two passes against Central Missouri ... recorded one first down ... also a key special teams performer throughout the year ... named to the MIAA Academic Honor Roll.

2012- Appeared in 11 games during the season ... caught four passes for 21 yards ... had a season-long reception of 17 yards against Lincoln ... had one tackle on the season in punt coverage ... had one reception for a first down ... named to the MIAA Academic Honor Roll.

2011- Appeared in nine games ... caught three passes for eight yards ... had season-highs with two receptions for five yards versus Culver-Stockton ... rushed four times for three yards ... had two rushes for four yards in the Culver-Stockton game ... had one kickoff return against Kansas Wesleyan for 13 yards.

High School:

First-team all-state quarterback ... first-team all-district and district MVP ... led his team to a state title and was named MVP of the TAPPS Division IV state championship game ... as a senior, threw for 2,300 yards and rushed for 1,500 yards ... combined for a total of 50 touchdowns.

Personal:

The son of Lori and Tim Stewart ... has one sibling, Casey ... a mass communications/broadcasting major.



SYLER SUGGS

AUGUSTA, MD.
WASHINGTON

Career Starts - 0
Career Games - 9



91

DE
6-4
240
SR

Lindenwood:

2013- Appeared in all nine games ... recorded 11 tackles, 2.0 tackles for loss, and 1.0 sack ... had at least one tackle in every game but one ... had season-high two tackles against Central Missouri, Nebraska-Kearney, and Emporia State ... seven of his tackles were solo tackles ... recorded seven tackles on running plays ... had two special teams tackles on kickoff coverage ... had a five-yard sack against Southwest Baptist that helped lead to a three-and-out ... also had a tackle for loss against Lincoln.

Prior to Lindenwood:

A member of the Arizona Western Community College program in 2012 ... played in seven games and made 21 tackles, six tackles for loss, two sacks, and forced three fumbles ... a member of the Northern Iowa program in 2010 and 2011.

High School:

First-team all-area ... second-team all-conference selection ... in 2009, made 69 tackles, 11 tackles for loss, and seven sacks ... also caught 10 passes that year for 227 yards and two touchdowns.

Personal:

The son of Cassandra and Ron Suggs ... has three siblings, Scott, Ronnie, and Cason.



BRENDAN SULLIVAN

ST. PETERS, MD.
FRANCIS HOWELL CENTRALL

Career Starts - 0
Career Games - 0



61

OL
6-3
260
FR

High School:

Second-team all-state ... first-team all-district and all-conference.

Personal:

The son of Karen and Chris Sullivan ... has two siblings, Sydney and Connor ... an accounting major.



JUSTIN TAYLOR

LITTLE ELM, TEXAS
LITTLE ELM

Career Starts - 1
Career Games - 8



51

DE
6-1
255
SO

Lindenwood:

2013- Appeared in eight games and started the final game of the season ... recorded 10 tackles, 3.0 tackles for loss, and 1.0 sack ... nine of his tackles came on running plays ... had a season-high four tackles, all solo stops, against Lincoln ... also had 2.0 tackles for loss and a sack in that game ... his sack came on a third-and-seven play in the fourth quarter versus Lincoln ... all 10 tackles he made were solo tackles.

2012- Redshirted.

High School:

Three-time all-district selection, including first-team honors as a senior ... first-team all-area ... a powerlifting regional qualifier.

Personal:

The son of Stephanie and Emerson Taylor Jr. ... has two siblings, Derrick and Lindsey ... a biology and chemistry major.



WESLEY THOMAS

ARLINGTON, TEXAS
ARLINGTON BOWIE

Career Starts - 2
Career Games - 9



25

DB
5-10
170
SO

Lindenwood:

2013- Honorable mention all-conference selection as a true freshman ... appeared in all nine games, including two starts late in the season ... was sixth on the team with 37 tackles ... 27 of his tackles came on rushing plays, which was fourth on the team ... tied for the team-high with three tackles on kickoff coverage ... was tied for second on the team with two interceptions ... both interceptions came against Missouri S&T and both were inside the Lindenwood 15-yard line ... recorded at least two tackles in every contest, including a season-high six against Fort Hays State ... named to the MIAA Academic Honor Roll.

High School:

Two-time first-team all-district selection ... helped lead his team to two football district and regional championships.

Personal:

The son of Angela and Elmer Thomas ... has one sibling, Alexis ... a journalism major.



TYLER WALKER

ST. LOUIS, MO.
CLAYTON

Career Starts - 0
Career Games - 0



30
DB
5-10
175
FR

Lindenwood:

2013- Redshirted ... named the Scout Team Defensive Player of the Week for the Washburn game.

High School:

A first-team all-Metro performer ... as a senior in 2012, recorded a team-high 132 tackles, including 11 tackles for loss ... recorded two interceptions and two fumble recoveries ... on offense, rushed for 1,326 yards and had 413 receiving yards ... scored 27 touchdowns, including two on returns.

Personal:

The son of Edwin Jackson and Tango Walker ... has four siblings, Taquera, Traci, Tajah, and Trevor ... a business administration major.



D'WAYNE WARD

ST. LOUIS, MO.
RIVERVIEW GARDENS

Career Starts - 0
Career Games - 5



44
DE
6-1
230
JR

Lindenwood:

2013- Appeared in five games ... recorded seven tackles, including six solo stops ... all seven tackles came on rushing plays ... recorded three tackles for loss ... had season-highs of three tackles and 2.0 tackles for loss against Emporia State ... had a tackle for loss on a third-and-one play in the Emporia State contest.

2012- Played in two games ... had one tackle on the season ... recorded a one-yard tackle for loss inside the Lindenwood five-yard line against Nebraska-Kearney.

High School:

Honorable mention all-conference.

Personal:

The son of Tiffany Ward ... a business administration major.



XAVIER WARREN

CEDAR HILLS, TEXAS
CEDAR HILL

Career Starts - 7
Career Games - 28



42
DE
6-2
230
SR

Lindenwood:

2013- Appeared in all nine games with seven starts ... recorded 20 tackles, 3.5 tackles for loss, one sack, and one pass breakup ... recorded 13 solo tackles ... had 17 tackles on running plays ... tied for the team-high with two tackles on punt coverage ... had a season-high four solo tackles and five total tackles versus Nebraska-Kearney ... had 1.5 tackles for loss against Southwest Baptist, including a key fourth-quarter, third-down sack ... also had his pass breakup in that game ... recorded other tackles for loss against Central Missouri and Emporia State ... had at least one tackle in every game but two ... earned the team's Blue Collar award for the Southwest Baptist contest, and won the team's Hammer award versus Lincoln.

2012- Saw action in 10 games ... collected nine tackles, including five solo stops ... had 1.5 tackles for loss ... on a third-down play against Nebraska-Kearney, forced a fumble behind the line of scrimmage that was recovered by Lindenwood ... assisted on a tackle for loss on a third-down play against Lincoln ... had one other tackle on third down that forced a punt ... had a season-high two tackles against Lincoln, Nebraska-Kearney, and Washburn ... seven of his nine tackles came on rushing plays ... had one tackle on special teams.

2011- Played in nine games ... made eight tackles on the season ... had six solo tackles ... recorded 0.5 tackles for loss ... against Central Missouri, forced a fumble deep in the Mules' territory that was recovered by Lindenwood ... had a season-high two tackles in each of the last three games of the season.

High School:

Two-time all-district selection, including one first-team honor ... regional and state qualifier for powerlifting.

Personal:

The son of Martha Warren-Epting and Roy Epting ... has two siblings, Roy and De'Angelia ... a computer science major.



JOHNATHAN WELLS

NIPOMO, CALIF.
NIPOMO

Career Starts - 0
Career Games - 0



57
LB
6-1
230
FR

Lindenwood:

2013- Redshirted ... named the Scout Team Defensive Player of the Week for the Missouri S&T and Emporia State contests ... named to the MIAA Academic Honor Roll.



JT WELLS

NIPOMO, CALIF.
NIPOMO

Career Starts - 0
Career Games - 6



39
LB
5-9
175
JR

Lindenwood:

2013- Appeared in six games ... made one tackle on kickoff coverage against Washburn ... Scout Team Defensive Player of the Year ... named the Scout Team Defensive Player of the Week for the Lincoln contest ... named to the MIAA Academic Honor Roll.

Prior to Lindenwood:

Played one season at Willamette University ... played in seven games and made six tackles.

Personal:

The son of Wendi and Jay Wells ... has two siblings, Johnathan and Jeremiah ... a biology major.



BRANDON WHITE

QUINCY, ILL.
QUINCY

Career Starts - 0
Career Games - 2



85
K
5-11
160
JR

Lindenwood:

2013- Appeared in two games ... was eight-for-eight on PATs, and one-of-three on field goal attempts ... recorded 11 points ... had a long field goal of 3 yards against Lincoln ... kicked off four times for an average of 52.5 yards per kick.

Prior to Lindenwood:

On the roster at Illinois State University.

High School:

Three-time first-team all-conference ... academic all-state.

Personal:

The son of Teri and Larry White ... has one sibling, Kelsy ... a computer science major.



AKIL WILLIAMS

GRANDVIEW, MD.
GRANDVIEW

Career Starts - 0
Career Games - 0



68

OL
6-1
290
FR

Lindenwood:
2013- Redshirted.

High School:
First-team all-state ... a first-team all-district and all-conference selection ... named the team's Most Inspirational Player.

Personal:
The son of Louveta Barnes ... has four siblings, Matthew, Martin, Angel, and Aaliyah ... a mass communications major.



ORLANDO WOOLENS

UNIVERSITY CITY, MD.
UNIVERSITY CITY

Career Starts - 0
Career Games - 0




47

DB
5-9
155
FR

Lindenwood:
2013- Redshirted.

High School:
All-Suburban South player ... team captain.

Personal:
The son of Alfrida Dunlap ... has one sibling, LaRon ... a graphic design major.



ZACK YOST

UNIVERSITY CITY, MD.
UNIVERSITY CITY

Career Starts - 0
Career Games - 0



47

DB
5-9
155
FR

Lindenwood:
2013- Redshirted.

High School:
First-team all-conference selection ... an all-area honoree ... named to the academic all-state team.

Personal:
The son of Michele and Lance Yost ... has two siblings, Luke and Ashlee ... a business administration major.



J.T. YOUNG

ST. PETERS, MD.
FORT ZUMWALT EAST

Career Starts - 4
Career Games - 18



67

OL
6-2
309
SR

Lindenwood:
2013- Appeared in seven games as the backup left guard ... named to the MIAA Academic Honor Roll.

2012- Appeared in 11 games ... started four contests, including the Mineral Water Bowl, at the left guard position ... named to the MIAA Academic Honor Roll.

2011- Redshirted ... named the team's D.R.E.A.M. award winner for the week of the Central Missouri game.

High School:
Earned third-team all-state honors as a senior at both offensive and defensive line ... third-team all-metro selection last season as an offensive lineman ... three-time all-conference selection at both positions, including first-team honors as a junior and senior.

Personal:
The son of Laurie and Joel Young ... has one sister, Jessica ... a fire and paramedic science major.



ALEX ZENDEJAS

CERRITOS, CALIF.
BAHR

Career Starts - 0
Career Games - 0



58

OL
6-4
296
JR

Lindenwood:
2013- Did not appear in a game.

2012- Did not appear in a game ... named the team's Scout Team Offensive Player of the Week for the Glenville State contest.

2011- Redshirted.

High School:
Two-time first-team all-league and all-area ... named second-team all-CIF during his senior season.

Personal:
The son of Efrain Zendejas ... has two siblings, Efrain and Jaime ... a fire and paramedic science major.



EFRAIN ZENDEJAS

CERRITOS, CALIF.
BAHR

Career Starts - 0
Career Games - 8




54

DE
6-2
235
SR

Lindenwood:
2013- Appeared in eight games ... the team's long snapper ... recorded one tackle on punt coverage ... helped Lindenwood lead the MIAA in net punting yards and not having a punt blocked on the season.

High School:
An all-area and all-league performer during his junior and senior seasons ... also lettered in track and field.

Personal:
The son Liz and Efrain Zendejas ... has one sibling, Alexander ... a paramedic and fire science major.





OPPONENTS



WASHBURN ICHABODS

SEPTEMBER 4, 2014
6:00 P.M.
TOPEKA, KAN.

GENERAL INFORMATION

Location.....Topeka, Kan.
Enrollment.....7,200
Founded.....1865
Nickname.....Ichabods
Colors.....Yale Blue and White
Conference.....MIAA
Stadium.....Yager Stadium
Surface.....Sportexe Field
Capacity.....7,200
President.....Dr. Jerry Farley
Athletics Director.....Loren Ferre
Office Phone.....785-670-1135

COACHING INFORMATION

Head Coach.....Craig Schurig
Record at School.....79-48 (12th Season)
Career Record.....Same
Office Phone.....785-670-1340
Best Time to Reach Coach.....10 am - Noon
Assistant Coaches
Rob Robinson.....Offensive Coordinator
Brock Luke.....Defensive Coordinator
Eric Eisenbarth.....Offensive Line
Josh Osborn.....Wide Receivers
Jeff Schwinn.....Secondary
LaRon Moore.....Defensive Back

PLAYER AND TEAM INFO

2012 Record.....7-4
Conference Record/Finish.....7-4/6th
Offensive Formation.....West Coast-Pro Set
Defensive Formation.....4-4
Lettermen Returning/Lost.....55/13
Starters Returning/Lost.....19/6

SERIES HISTORY

All-Time Record.....WU 1-0
Last Meeting.....WU defeated LWU, 19-16 (2012)
Last Lindenwood Win.....N/A

SPORTS INFORMATION

Sports Information Director.....Gene Cassell
Email.....gene.cassell@washburn.edu
Office Phone.....785-670-1791
Cell Phone.....785-969-7577
Fax.....785-670-1091
Website.....www.wusports.com



PITTSBURG STATE GORILLAS

SEPTEMBER 11, 2014
6:00 P.M.
ST. CHARLES, MO.

GENERAL INFORMATION

Location.....Pittsburgh, Kan.
Enrollment.....7,289
Founded.....1903
Nickname.....Gorillas
Colors.....Crimson and Gold
Conference.....MIAA
Stadium.....Carnie Smith Stadium
Surface.....MondoTurf
Capacity.....7,950
President.....Dr. Steve Scott
Athletics Director.....Jim Johnson
Office Phone.....620-235-4510

COACHING INFORMATION

Head Coach.....Tim Beck (Pittsburg State)
Record at School.....26-10 (3rd Season)
Career Record.....Same
Office Phone.....620-235-4662
Best Time to Reach Coach.....Mornings
Assistant Coaches
Dave Wiemers.....Defensive Coordinator
Steve Rampy.....Offensive Coordinator
Lance Cullen.....Defensive Secondary
Ryan Hellwig.....Defensive Line
Neal Philpot.....Wide Receivers
John Pierce.....Running Backs

PLAYER AND TEAM INFO

2012 Record.....7-3
Conference Record/Finish.....7-3/4th
Offensive Formation.....Multiple/Option
Defensive Formation.....4-2-5
Lettermen Returning/Lost.....53/16
Starters Returning/Lost.....20/6

SERIES HISTORY

All-Time Record.....1-0
Last Meeting.....LWU defeated Pitt State, 44-33
Last Lindenwood Win.....44-33 (2012)

SPORTS INFORMATION

Sports Information Director.....Dan Wilkes
Email.....dwilkes@pittstate.edu
Office Phone.....620-235-4147
Cell Phone.....620-249-5430
Fax.....620-235-4149
Website.....pittstategorillas.com



FORT HAYS STATE TIGERS

SEPTEMBER 20, 2014
7:00 P.M.
HAYS, KAN.

GENERAL INFORMATION

Location.....Hays, Kan.
Enrollment.....9,000
Founded.....1902
Nickname.....Tigers
Colors.....Black and Gold
Conference.....MIAA
Stadium.....Lewis Field
Surface.....Poligras
Capacity.....6,362
President.....Dr. Edward Hammond
Athletics Director.....Curtis Hammeke
Office Phone.....785-628-4399

COACHING INFORMATION

Head Coach.....Chris Brown (Pittsburg State)
Record at School.....9-13 (3rd Season)
Career Record.....Same
Office Phone.....785-628-4399
Best Time to Reach Coach.....Mornings
Assistant Coaches
AJ McCray.....Wide Receivers
Justin Schreiber.....Offensive Coordinator
Cooper Harris.....Defensive Coordinator
Justin Iske.....Offensive Line
Zach Watkins.....Inside Linebackers
Grant Brown.....Tight Ends

PLAYER AND TEAM INFO

2012 Record.....5-6
Conference Record/Finish.....4-6/T-9th
Offensive Formation.....Pro Style
Defensive Formation.....4-2-5
Lettermen Returning/Lost.....30/27
Starters Returning/Lost.....10/14

SERIES HISTORY

All-Time Record.....LWU 1-0
Last Meeting.....LWU defeated FHSU, 20-17 (2012)
Last Lindenwood Win.....20-17 (2012)

SPORTS INFORMATION

Sports Information Director.....Ryan Prickett
Email.....rprickett@fhsu.edu
Office Phone.....785-628-5903
Cell Phone.....785-635-0434
Fax.....785-628-4383
Website.....www.fhsuathletics.com


**WASHBURN
ICHABODS**

SEPTEMBER 4, 2014
6:00 P.M.
TOPEKA, KAN.

GENERAL INFORMATION

Location.....Topeka, Kan.
Enrollment.....7,200
Founded.....1865
Nickname.....Ichabods
Colors.....Yale Blue and White
Conference.....MIAA
Stadium.....Yager Stadium
Surface.....Sportex Field
Capacity.....7,200
President.....Dr. Jerry Farley
Athletics Director.....Loren Ferre
Office Phone.....785-670-1135

COACHING INFORMATION

Head Coach.....Craig Schurig
Record at School.....79-48 (12th Season)
Career Record.....Same
Office Phone.....785-670-1340
Best Time to Reach Coach.....10 am - Noon

Assistant Coaches

Rob Robinson..... Offensive Coordinator
Brock Luke.....Defensive Coordinator
Eric Eisenbarth..... Offensive Line
Josh Osborn..... Wide Receivers
Jeff Schwinn..... Secondary
LaRon Moore..... Defensive Back

PLAYER AND TEAM INFO

2012 Record.....7-4
Conference Record/Finish.....7-4/6th
Offensive Formation..... West Coast-Pro Set
Defensive Formation.....4-4
Lettermen Returning/Lost.....55/13
Starters Returning/Lost.....19/6

SERIES HISTORY

All-Time Record..... WU 1-0
Last Meeting..... WU defeated LWU, 19-16 (2012)
Last Lindenwood Win.....N/A

SPORTS INFORMATION

Sports Information Director.....Gene Cassell
Email.....gene.cassell@washburn.edu
Office Phone.....785-670-1791
Cell Phone.....785-969-7577
Fax.....785-670-1091
Website.....www.wusports.com


**PITTSBURG STATE
GORILLAS**

SEPTEMBER 11, 2014
6:00 P.M.
ST. CHARLES, MO.

GENERAL INFORMATION

Location.....Pittsburgh, Kan.
Enrollment.....7,289
Founded.....1903
Nickname.....Gorillas
Colors.....Crimson and Gold
Conference.....MIAA
Stadium.....Carnie Smith Stadium
Surface.....MondoTurf
Capacity.....7,950
President.....Dr. Steve Scott
Athletics Director.....Jim Johnson
Office Phone.....620-235-4510

COACHING INFORMATION

Head Coach.....Tim Beck (Pittsburgh State)
Record at School.....26-10 (3rd Season)
Career Record.....Same
Office Phone.....620-235-4662
Best Time to Reach Coach.....Mornings

Assistant Coaches

Dave Wiemers..... Defensive Coordinator
Steve Rampy.....Offensive Coordinator
Lance Cullen.....Defensive Secondary
Ryan Hellwig..... Defensive Line
Neal Philpot.....Wide Receivers
John Pierce..... Running Backs

PLAYER AND TEAM INFO

2012 Record.....7-3
Conference Record/Finish.....7-3/4th
Offensive Formation..... Multiple/Option
Defensive Formation.....4-2-5
Lettermen Returning/Lost.....53/16
Starters Returning/Lost.....20/6

SERIES HISTORY

All-Time Record.....1-0
Last Meeting..... LWU defeated Pitt State, 44-33
Last Lindenwood Win.....44-33 (2012)

SPORTS INFORMATION

Sports Information Director..... Dan Wilkes
Email.....dwilkes@pittstate.edu
Office Phone.....620-235-4147
Cell Phone.....620-249-5430
Fax.....620-235-4149
Website.....pittstategorillas.com


**FORT HAYS STATE
TIGERS**

SEPTEMBER 20, 2014
7:00 P.M.
HAYS, KAN.

GENERAL INFORMATION

Location.....Hays, Kan.
Enrollment.....9,000
Founded.....1902
Nickname.....Tigers
Colors.....Black and Gold
Conference.....MIAA
Stadium.....Lewis Field
Surface.....Poligras
Capacity.....6,362
President.....Dr. Edward Hammond
Athletics Director.....Curtis Hammeke
Office Phone.....785-628-4399

COACHING INFORMATION

Head Coach..... Chris Brown (Pittsburgh State)
Record at School.....9-13 (3rd Season)
Career Record..... Same
Office Phone.....785-628-4399
Best Time to Reach Coach.....Mornings

Assistant Coaches

AJ McCray..... Wide Receivers
Justin Schreiber.....Offensive Coordinator
Cooper Harris.....Defensive Coordinator
Justin Iske.....Offensive Line
Zach Watkins.....Inside Linebackers
Grant Brown..... Tight Ends

PLAYER AND TEAM INFO

2012 Record.....5-6
Conference Record/Finish.....4-6/T-9th
Offensive Formation..... Pro Style
Defensive Formation.....4-2-5
Lettermen Returning/Lost.....30/27
Starters Returning/Lost.....10/14

SERIES HISTORY

All-Time Record.....LWU 1-0
Last Meeting.....LWU defeated FHSU, 20-17 (2012)
Last Lindenwood Win.....20-17 (2012)

SPORTS INFORMATION

Sports Information Director..... Ryan Prickett
Email.....rprickett@fhsu.edu
Office Phone.....785-628-5903
Cell Phone.....785-635-0434
Fax.....785-628-4383
Website.....www.fhsuathletics.com



**WASHBURN
ICHABODS**

**SEPTEMBER 4, 2014
6:00 P.M.
TOPEKA, KAN.**

GENERAL INFORMATION

Location.....Topeka, Kan.
Enrollment.....7,200
Founded.....1865
Nickname.....Ichabods
Colors.....Yale Blue and White
Conference.....MIAA
Stadium.....Yager Stadium
Surface.....Sportex Field
Capacity.....7,200
President.....Dr. Jerry Farley
Athletics Director.....Loren Ferre
Office Phone.....785-670-1135

COACHING INFORMATION

Head Coach.....Craig Schurig
Record at School.....79-48 (12th Season)
Career Record.....Same
Office Phone.....785-670-1340
Best Time to Reach Coach.....10 am - Noon
Assistant Coaches
Rob Robinson.....Offensive Coordinator
Brock Luke.....Defensive Coordinator
Eric Eisenbarth.....Offensive Line
Josh Osborn.....Wide Receivers
Jeff Schwinn.....Secondary
LaRon Moore.....Defensive Back

PLAYER AND TEAM INFO

2012 Record.....7-4
Conference Record/Finish.....7-4/6th
Offensive Formation.....West Coast-Pro Set
Defensive Formation.....4-4
Lettermen Returning/Lost.....55/13
Starters Returning/Lost.....19/6

SERIES HISTORY

All-Time Record.....WU 1-0
Last Meeting.....WU defeated LWU, 19-16 (2012)
Last Lindenwood Win.....N/A

SPORTS INFORMATION

Sports Information Director.....Gene Cassell
Email.....gene.cassell@washburn.edu
Office Phone.....785-670-1791
Cell Phone.....785-969-7577
Fax.....785-670-1091
Website.....www.wusports.com



**PITTSBURG STATE
GORILLAS**

**SEPTEMBER 11, 2014
6:00 P.M.
ST. CHARLES, MO.**

GENERAL INFORMATION

Location.....Pittsburgh, Kan.
Enrollment.....7,289
Founded.....1903
Nickname.....Gorillas
Colors.....Crimson and Gold
Conference.....MIAA
Stadium.....Carnie Smith Stadium
Surface.....MondoTurf
Capacity.....7,950
President.....Dr. Steve Scott
Athletics Director.....Jim Johnson
Office Phone.....620-235-4510

COACHING INFORMATION

Head Coach.....Tim Beck (Pittsburgh State)
Record at School.....26-10 (3rd Season)
Career Record.....Same
Office Phone.....620-235-4662
Best Time to Reach Coach.....Mornings
Assistant Coaches
Dave Wiemers.....Defensive Coordinator
Steve Rampy.....Offensive Coordinator
Lance Cullen.....Defensive Secondary
Ryan Hellwig.....Defensive Line
Neal Philpot.....Wide Receivers
John Pierce.....Running Backs

PLAYER AND TEAM INFO

2012 Record.....7-3
Conference Record/Finish.....7-3/4th
Offensive Formation.....Multiple/Option
Defensive Formation.....4-2-5
Lettermen Returning/Lost.....53/16
Starters Returning/Lost.....20/6

SERIES HISTORY

All-Time Record.....1-0
Last Meeting.....LWU defeated Pitt State, 44-33
Last Lindenwood Win.....44-33 (2012)

SPORTS INFORMATION

Sports Information Director.....Dan Wilkes
Email.....dwilkes@pittstate.edu
Office Phone.....620-235-4147
Cell Phone.....620-249-5430
Fax.....620-235-4149
Website.....pittstategorillas.com



**FORT HAYS STATE
TIGERS**

**SEPTEMBER 20, 2014
7:00 P.M.
HAYS, KAN.**

GENERAL INFORMATION

Location.....Hays, Kan.
Enrollment.....9,000
Founded.....1902
Nickname.....Tigers
Colors.....Black and Gold
Conference.....MIAA
Stadium.....Lewis Field
Surface.....Poligras
Capacity.....6,362
President.....Dr. Edward Hammond
Athletics Director.....Curtis Hammeke
Office Phone.....785-628-4399

COACHING INFORMATION

Head Coach.....Chris Brown (Pittsburgh State)
Record at School.....9-13 (3rd Season)
Career Record.....Same
Office Phone.....785-628-4399
Best Time to Reach Coach.....Mornings
Assistant Coaches
AJ McCray.....Wide Receivers
Justin Schreiber.....Offensive Coordinator
Cooper Harris.....Defensive Coordinator
Justin Iske.....Offensive Line
Zach Watkins.....Inside Linebackers
Grant Brown.....Tight Ends

PLAYER AND TEAM INFO

2012 Record.....5-6
Conference Record/Finish.....4-6/T-9th
Offensive Formation.....Pro Style
Defensive Formation.....4-2-5
Lettermen Returning/Lost.....30/27
Starters Returning/Lost.....10/14

SERIES HISTORY

All-Time Record.....LWU 1-0
Last Meeting.....LWU defeated FHSU, 20-17 (2012)
Last Lindenwood Win.....20-17 (2012)

SPORTS INFORMATION

Sports Information Director.....Ryan Prickett
Email.....rprickett@fhsu.edu
Office Phone.....785-628-5903
Cell Phone.....785-635-0434
Fax.....785-628-4383
Website.....www.fhsuathletics.com



**FORT HAYS STATE
TIGERS**

**SEPTEMBER 20, 2014
7:00 P.M.
HAYS, KAN.**

GENERAL INFORMATION

Location.....Hays, Kan.
Enrollment.....9,000
Founded.....1902
Nickname.....Tigers
Colors.....Black and Gold
Conference.....MIAA
Stadium.....Lewis Field
Surface.....Poligras
Capacity.....6,362
President.....Dr. Edward Hammond
Athletics Director.....Curtis Hammeke
Office Phone.....785-628-4399

COACHING INFORMATION

Head Coach.....Chris Brown (Pittsburgh State)
Record at School.....9-13 (3rd Season)
Career Record.....Same
Office Phone.....785-628-4399
Best Time to Reach Coach.....Mornings

Assistant Coaches

AJ McCray.....Wide Receivers
Justin Schreiber.....Offensive Coordinator
Cooper Harris.....Defensive Coordinator
Justin Iske.....Offensive Line
Zach Watkins.....Inside Linebackers
Grant Brown.....Tight Ends

PLAYER AND TEAM INFO

2012 Record.....5-6
Conference Record/Finish.....4-6/T-9th
Offensive Formation.....Pro Style
Defensive Formation.....4-2-5
Lettermen Returning/Lost.....30/27
Starters Returning/Lost.....10/14

SERIES HISTORY

All-Time Record.....LWU 1-0
Last Meeting...LWU defeated FHSU, 20-17 (2012)
Last Lindenwood Win.....20-17 (2012)


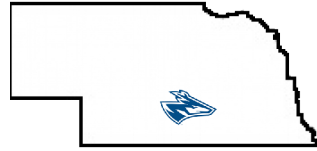
SPORTS INFORMATION

Sports Information Director.....Ryan Prickett
Email.....rprickett@fhsu.edu
Office Phone.....785-628-5903
Cell Phone.....785-635-0434
Fax.....785-628-4383
Website.....www.fhsuathletics.com

OPPONENTS BREAKDOWN

STATES PLAYING IN 2013

Missouri
Kansas
Nebraska



MILES TRAVELLED IN 2013

Week 2 - St. Charles, Mo. to Bolivar, Mo.
Miles: 214.49

Week 3 - St. Charles, Mo. to Warrensburg, Mo.
Miles: 198.46

Week 5 - St. Charles, Mo. to Kearney, Neb.
Miles: 554.89

Week 8 - St. Charles, Mo. to Topeka, Kan.
Miles: 290.23

Week 9 - St. Charles, Mo. to Joplin, Mo.
Miles: 286.93

Total Miles Travelled
1545





The Mid-America Intercollegiate Athletics Association



The Mid-America Intercollegiate Athletics Association, a 15-member conference (beginning in 2012-13) of NCAA Division II institutions in Missouri, Kansas, and Nebraska, was first organized in 1912 as the Missouri Intercollegiate Athletic Association.

Over the past 100 years, the MIAA has gained the reputation of being one of the top NCAA Division II conferences in the nation. MIAA student-athletes have won 15 NCAA team championships and, since 1964, more than 160 individual national titles. The MIAA currently conducts championships in eight sports for men and nine for women.

For the men, champions are crowned in football, cross country, basketball, indoor and outdoor track & field, baseball, tennis and golf. The women compete for titles in volleyball, cross country, soccer, basketball, indoor and outdoor track & field, softball, golf and tennis.

The MIAA turned a new page on July 1, 1992, when the NCAA Division II conference changed its name from the Missouri Intercollegiate Athletic Association to the Mid-America Intercollegiate Athletics Association.

The decision to make the change originated in 1989, when Pittsburg State University and Washburn University became the first schools outside the state of Missouri to gain membership in the MIAA.

The conference was first organized in 1912 with 14 member institutions. Of those original members, the University of Central Missouri, Truman State University, and Northwest Missouri State University still remain a part of the MIAA.

The first change in membership came in 1924, when the MIAA reorganized to include only the five regional Missouri state colleges: Central, Truman (at the time known as Northeast Missouri State), Northwest, Southeast Missouri State University, and Southwest Missouri State University (now Missouri State).

Over the next 56 years, three schools joined the membership: the Missouri School of Mines (later the University of Missouri-Rolla) in 1935, Lincoln University in 1970, and the University of Missouri-St. Louis in 1980.

The 1980s brought the biggest changes in the conference. In 1981, Southwest Missouri State University opted to move to NCAA Division I and the MIAA appointed its first full-time commissioner, Ken Jones, in July.

He would be in the position for 16 years, retiring in 1997. Former Gulf South and Metro commissioner Ralph McFillen succeeded Jones, serving 10 years before his retirement in 2007. Jim Johnson succeeded McFillen in July

of that year and served as commissioner until September of 2010. Dr. Bob Boerigter succeeded Johnson in September 2010.

Southwest Baptist University brought membership back to eight schools in 1986, before the major expansion of the conference in 1989. Pittsburg State, Washburn, Missouri Southern State College (now University), and Missouri Western State College (now University) formerly members of the Central States Intercollegiate Conference began competition in the 1989-90 season.

Southeast Missouri State left the MIAA following the 1990-91 season to move on to NCAA Division I, and was replaced by Emporia State University in the 1991-92 season.

In August 1991, Judy Willson was hired as the MIAA's first full-time sports information director. She left in 1994, and was succeeded by Matt Newbery, formerly the assistant sports information director at Pittsburg State. He became the assistant to the commissioner for media relations in 2005. Kellen Coleman replaced Newbery in 2009 as the Director of Communications. A third full-time staff member was added in 2005, as former Emporia State track and field athlete Natasha Oakes was hired as the assistant to the commissioner for compliance. She became the Assistant Commissioner for Compliance and Internal Operations/SWA before being succeeded by Renee Hultgren in 2010. The current MIAA Assistant Commissioner for Compliance and Internal Operations/SWA, Amber Feldman, replaced Hultgren in 2011. Larry House joined the staff in August 2007 as coordinator of external affairs and is now the assistant commissioner for championships and business development.


The current membership of the MIAA is at 14 schools, with the departure of Missouri-St. Louis in 1996 and Missouri-Rolla in 2005, the forfeiture of membership by Lincoln in 1999, the addition of Fort Hays State University in 2006 and the University of Nebraska Omaha in 2008, the re-joining of Lincoln in 2010, and the departure of Nebraska Omaha in 2011.

On July 29, 2010, the MIAA CEO Council voted to extend invitations to the University of Central Oklahoma and Northeastern State University to become members of the league, and on September 24, 2010, it voted to extend invitations to the University of Nebraska-Kearney and Lindenwood University to become conference institutions, beginning in 2012-13.


Again in 2012 the conference would face some changes. A member since 1924, Truman would leave the conference to be part of the Great Lakes Valley Conference. With Truman leaving the conference would be down to 14 schools.



Dr. Bob Boerigter
Commissioner



Larry House
Assistant
Commissioner for
Championships
and Business
Development



Amber Feldman
Assistant
Commissioner for
Compliance and
Internal
Operations



Josh Slaughter
Director of
Communications



Central Oklahoma Bronchos
Location: Edmond, Okla.
Enrollment: 17,101
First Year in the MIAA: 2012



Central Missouri Mules
Location: Warrensburg, Mo.
Enrollment: 11,000
First Year in the MIAA: 1912



Emporia State Hornets
Location: Emporia, Kan.
Enrollment: 6,528
First Year in the MIAA: 1991



Fort Hays State Tigers
Location: Fort Hays, Kan.
Enrollment: 12,802
First Year in the MIAA: 2006



Lincoln Blue Tigers
Location: Jefferson City, Mo.
Enrollment: 3,200
First Year in the MIAA: 1970



Missouri Southern Lions
Location: Joplin, Mo.
Enrollment: 5,740
First Year in the MIAA: 1989



Missouri Western State Griffins
Location: St. Joseph's, Mo.
Enrollment: 6,134
First Year in the MIAA: 1989



Northeastern State River Hawks
Location: Tahlequah, Okla.
Enrollment: 6,964
First Year in the MIAA: 2012



Northwest Missouri State Bearcats
Location: Maryville, Mo.
Enrollment: 7,200
First Year in the MIAA: 1912



Pittsburgh State Gorillas
Location: Pittsburgh, Kan.
Enrollment: 7,277
First Year in the MIAA: 1989



Southwest Baptist Bearcats
Bolivar, Mo.
Enrollment: 3,400
First Year in the MIAA: 1986



Nebraska Kearney Lopers
Location: Kearney, Neb.
Enrollment: 5,104
First Year in the MIAA: 2012



Washburn Ichabods
Location: Topeka, Kan.
Enrollment: 7,200
First Year in the MIAA: 1989

2013-14 MIAA STANDINGS AND CHAMPIONS

FOOTBALL

School	MIAA
Northwest Missouri	10-0
Emporia State	9-1
Pittsburg State	7-2
Missouri Western	7-3
Washburn	7-3
Missouri Southern	5-3
Central Missouri	5-4
Fort Hays State	4-5
Nebraska Kearney	3-6
Lindenwood	2-6
Lincoln	2-8
Central Oklahoma	2-8
Northeastern State	2-8
Southwest Baptist	1-9

BASEBALL

School	MIAA
Central Missouri	32-8
Emporia State	26-14
Central Oklahoma	26-14
Missouri Western	24-14
Southwest Baptist	24-15
Nebraska Kearney	24-16
Washburn	22-18
Northeastern State	20-20
Northwest Missouri	17-20
Missouri Southern	17-23
Lindenwood	14-22
Fort Hays State	14-26
Pittsburg State	13-27
Lincoln	0-36

MEN'S BASKETBALL

School	MIAA
Central Missouri	16-3
Northwest Missouri	16-3
Missouri Southern	15-4
Fort Hays State	13-6
Central Oklahoma	11-8
Washburn	10-9
Emporia State	10-9
Nebraska Kearney	10-9
Northeastern State	9-10
Southwest Baptist	7-12
Lindenwood	6-13
Missouri Western	5-14
Pittsburg State	4-15
Lincoln	1-18

WOMEN'S BASKETBALL

School	MIAA	Overall
Central Missouri	17-2	26-5
Emporia State	16-3	30-4
Pittsburg State	16-3	23-8
Missouri Southern	13-6	19-8
Fort Hays State	12-7	21-8
Washburn	11-8	16-11
Lindenwood	9-10	14-14
Northeastern State	7-12	11-17
Northwest Missouri	7-12	10-17
Southwest Baptist	6-13	13-16
Central Oklahoma	6-13	12-16
Nebraska Kearney	6-13	10-17
Missouri Western	5-14	10-16
Lincoln	2-17	5-21

MEN'S SOCCER

School	MIAA
Lindenwood	7-0-1
Fort Hays State	6-1-2
Northeastern State	6-1-2
UIU	3-3-2
Harding	3-6
Southern Nazarene	1-8
Southwest Baptist	0-7-1

WOMEN'S SOCCER

School	MIAA
Central Missouri	9-1-1
Northeastern State	8-3
Southwest Baptist	7-4
Washburn	6-4-1
Nebraska Kearney	5-4-2
Lindenwood	5-5-1
Emporia State	4-4-3
Central Oklahoma	4-5-2
Fort Hays State	3-5-3
Missouri Southern	3-5-3
Northwest Missouri	3-7-1
Missouri Western	0-10-1

SOFTBALL

School	MIAA
Emporia State	23-3
Central Oklahoma	22-4
Missouri Western	17-9
Fort Hays State	17-9
Central Missouri	14-12
Northwest Missouri	13-13
Lindenwood	12-14
Northeastern State	12-14
Pittsburg State	12-14
Washburn	12-14
Missouri Southern	9-17
Nebraska Kearney	9-17
Southwest Baptist	8-18
Lincoln	2-24

VOLLEYBALL

School	MIAA	Overall
Central Missouri	15-1	33-2
Washburn	15-1	31-6
Nebraska Kearney	12-4	28-7
Central Oklahoma	9-7	24-10
Emporia State	9-7	18-11
Missouri Western	9-7	16-15
Northwest Missouri	6-10	12-18
Pittsburg State	6-10	16-16
Southwest Baptist	6-10	17-14
Lindenwood	6-10	9-21
Fort Hays State	4-13	14-19
Missouri Southern	0-16	4-26

WOMEN'S CROSS COUNTRY

Southwest Baptist

MEN'S CROSS COUNTRY

Central Missouri

MEN'S GOLF

Central Missouri

WOMEN'S GOLF

Central Oklahoma

MEN'S TRACK

Pittsburg State

WOMEN'S TRACK

Lincoln

MEN'S TENNIS

Northwest Missouri State

WOMEN'S TENNIS

Southwest Baptist





Cougars

LEON
4

HISTORY

RUSHING

INDIVIDUAL

MOST RUSHES

Game.....43.....DeDe Dorsey vs Graceland (2005)
 Season.....280.....DeDe Dorsey (2005)
 Career.....449.....Denodus O'Bryant (2009-12)

YARDS GAINED

Game.....271.... DeDe Dorsey vs Graceland (2005)
 Season.....1600.....DeDe Dorsey (2005)
 Career.....3237.....Denodus O'Bryant (2009-12)

TOUCHDOWNS

Game.....6.....DeDe Dorsey vs Graceland (2005)
 Season.....16.....DeDe Dorsey (2005)
 Career.....38.....Denodus O'Bryant (2009-12)

TEAM

MOST RUSHES

Game.....63.....vs. Culver-Stockton (2010)
 Season.....506.....2004

YARDS GAINED

Game.....376.....vs. Culver-Stockton (2010)
 Season.....2796.....2009

Touchdowns

Game.....8.....vs. Culver-Stockton (2010)
 Season.....49.....2009



DENODUS O'BRYANT

100-YARD RUSHING GAMES

No.	Player	Best	Year
12	DeDe Dorsey	271	vs. Graceland (2005)
12	Denodus O'Bryant	228	vs. Washburn (2012)
11	Marceo Haywood	235	vs. Butler (1999)
10	Adam Saperstein	235	vs. Cumberlands (1990)
10	Hakeem Abdullah	161	vs. Central Methodist (2007)
6	Sherwan Ellis	192	vs. Northwestern (2003)
3	Derron Parquet	161	vs. William Jewell (2004)
3	Dario Camacho	153	vs. Missouri Valley (2008)
3	Jacob Boucek	147	vs. Baker (1998)
3	Cecilo Severado	120	vs. Olivet Nazarene (2001)
2	Richard Murrell	171	vs. Georgetown (2007)
2	Wallace Santee	155	vs. Central Methodist (1997)
2	David Goodwell	118	vs. Taylor (1994)
2	Therman McGowan	104	vs. Saint Joseph's (2011)
2	Ron Huskey	142	vs. Missouri Valley (2000)
1	Latrell Yancey	151	vs. Baker (2004)
1	Donnie Dillard	134	vs. Trinity International (1995)
1	McCray Harris	130	vs. Baker (2006)
1	Greg Morris	127	vs. Evangel (2004)
1	Dana Day	124	vs. McKendree (1996)
1	K. Watson	115	vs. Evangel (2002)
1	Jim Paddock	113	vs. Oklahoma Panhandle (1992)
1	Joe Fiorino	109	vs. Oklahoma Panhandle (1993)
1	David Ortega	105	vs. Avila (2009)
1	Marvin Byrd	119	vs. Culver-Stockton (2011)
1	LeMarien Parson	100	vs. Culver-Stockton (2010)
1	Marvin Byrd	130	vs. Southwest Baptist (2013)



DEDE DORSEY

SINGLE-SEASON 1,000-YARD RUSHER

DeDe Dorsey	1600	2005
Marceo Haywood	1509	1999
Denodus O'Bryant	1205	2012
Hakeem Abdullah	1155	2007
Adam Saperstein	1136	1991
Marceo Haywood	1130	1998
Adam Saperstein	1059	1990
Denodus O'Bryant	1000	2009

INTRODUCTION / MEDIA INFO

OUTLOOK

COACHES

2014 LIONS

OPPONENTS

2013 REVIEW

HISTORY

LINDENWOOD

TOP FIVE TEAM RUSHING RECORD

SEASON
RUSHES

1. 506 (2004)
2. 461 (2005)
3. 450 (2008)
4. 445 (2007)
5. 442 (1993)

TOUCHDOWNS

1. 49 (2009)
2. 31 (2010)
3. 30 (2007)
4. 28 (2008)
5. 25 (2011)

RUSHES PER GAME

1. 42.2 (2004)
2. 41.9 (2005)
3. 40.2 (1993)
4. 37.1 (2007)
5. 34.6 (2008)

YARDS GAINED PER GAME

1. 199.7 (2009)
2. 196.5 (2004)
3. 194.3 (2007)
4. 192.8 (2010)
5. 192.5 (2005)

YARDS

1. 2796 (2009)
2. 2358 (2004)
3. 2331 (2007)
4. 2121 (2010)
5. 2117 (2005)

HIGHEST AVG. PER RUSH

1. 6.7 (2009)
2. 5.9 (2010)
3. 5.2 (2007)
4. 4.7 (2008)
5. 4.7 (2004)

SINGLE GAME
RUSHES

1. 63, vs. Culver-Stockton (1997)
2. 59, vs. Hardin-Simmons (1991)
3. 58, vs. Northwestern (2003)
4. 57, vs. Evangel (2002)
5. 56, vs. Graceland (2005)

YARDS

1. 376, vs. Culver-Stockton (2010)
2. 369, vs. Georgetown (2007)
3. 341, vs. Culver-Stockton (1991)
4. 334, vs. Evangel (2002)
5. 328, vs. Evangel (2009)

TOUCHDOWNS

1. 8, vs. Culver-Stockton (2010)
2. 7, vs. Evangel (2009)
3. 6, vs. Graceland (2005)
4. 6, vs. Central Methodist (2005)
5. 6, vs. William Jewell (2009)

TOP FIVE INDIVIDUAL RUSHING RECORDS

SEASON
RUSHES

1. 280, DeDe Dorsey (2005)
2. 219, Adam Saperstein (1990)
3. 210, Marceo Haywood (1998)
4. 199, Hakeem Abdullah (2007)
5. 198, Denodus O'Bryant (2012)

TOUCHDOWNS

1. 16, DeDe Dorsey (2005)
2. 15, Marceo Haywood (1998)
3. 15, Denodus O'Bryant (2009)
4. 13, Marceo Haywood (1999)
5. 12, Adam Saperstein (1991)

RUSHES PER GAME

1. 25.5 DeDe Dorsey (2005)
2. 21.9. Adam Saperstein (1990)
3. 19.4, Derron Parquet (2004)
4. 19.1, Marceo Haywood (1998)
5. 16.6, Hakeem Abdullah (2007)

YARDS GAINED PER GAME

1. 150.9, Marceo Haywood (1999)
2. 145.5, DeDe Dorsey (2005)
3. 113.6, Adam Saperstein (1991)
4. 105.9, Adam Saperstein (1990)
5. 102.7, Marceo Haywood (1998)

YARDS

1. 1600, DeDe Dorsey (2005)
2. 1509, Marceo Haywood (1999)
3. 1205, Denodus O'Bryant (2012)
4. 1155, Hakeem Abdullah (2007)
5. 1136, Adam Saperstein (1991)

HIGHEST AVG. PER RUSH

1. 6.1, Denodus O'Bryant (2012)
2. 5.8, Hakeem Abdullah (2007)
3. 5.7, DeDe Dorsey (2005)
4. 5.4, Marceo Haywood (1998)
5. 5.3, Dario Camacho (2008)

CAREER
RUSHES

1. 449, Denodus O'Bryant (2009-12)
2. 405, DeDe Dorsey (2004-05)
3. 348, Hakeem Abdullah (2006-07)
4. 268, Nate Orlando (2007-08,10,12)
5. 219, Adam Saperstein (1990)

TOUCHDOWNS

1. 38, Denodus O'Bryant (2009-12)
2. 28, Marceo Haywood (1998-99)
3. 25, DeDe Dorsey (2004-05)
4. 20, Richard Murrell (2007, 09)
5. 19, Nate Orlando (2007-08, 10,12)

YARDS

1. 3237, Denodus O'Bryant (2009-12)
2. 2639, Marceo Haywood (1998-99)
3. 2441, DeDe Dorsey (2004-05)
4. 2195, Adam Saperstein (1990-91)
5. 2054, Hakeem Abdullah (2006-07)

SINGLE GAME
RUSHES

1. 43, DeDe Dorsey vs. Graceland (2005)
2. 40, Marceo Haywood vs. Evangel (1999)
3. 36, Derron Parquet vs. MNU (2004)
4. 35, Adam Saperstein vs. Cumberland (1990)
5. 35, Adam Saperstein vs. Hardin-Simmons (91)

YARDS

1. 271, DeDe Dorsey vs. Graceland (2005)
2. 246, DeDe Dorsey vs. Evangel (2005)
3. 235, Marceo Haywood vs. Butler (1999)
4. 235, Adam Saperstein vs. Cumberland (1990)
5. 228, Denodus O'Bryant vs. Washburn (2012)

TOUCHDOWNS

1. 6, DeDe Dorsey vs. Graceland (2005)
2. 5, Adam Saperstein vs. Hardin-Simmons (1991)
3. 3, Adam Saperstein vs. Lane (1991)
4. 3, Jim Paddock vs. Okla. Panhandle State (1992)
5. 3, Shawn Morman vs. Minnesota-Morris (1992)

LONGEST RUSHES

- Denodus O'Bryant ... 88 vs. Washburn (2012)
- Denodus O'Bryant ... 84vs. Central Missouri (2011)
- Richard Murrell 84vs. Georgetown (2007)
- Denodus O'Bryant ... 82vs. Evangel (2009)
- Sherwin Ellis 81vs. Evangel (2003)
- Hakeem Abdullah 81vs. Georgetown (2007)
- Donnie Dillard 80 ... vs. Trinity International (1995)
- Wallace Santec 80 vs. Central Methodist (1997)

PASSING

INDIVIDUAL MOST ATTEMPTS

Game..... 58.....Mike Hofbauer vs. Baker (2000)
 Season 280.....DeDe Dorsey (2005)
 Career..... 1095Ben Kisner (2005-08)

COMPLETIONS

Game..... 34..... Dillon Miller vs Lincoln (2013)
 Season 280.....DeDe Dorsey (2005)
 Career..... 638Ben Kisner (2005-08)

YARDS

Game..... 480..... Ben Gomez vs Nebraska-Kearney (2012)
 Season 3655.....Ben Kisner (2008)
 Career..... 8546Ben Kisner (2005-08)

TOUCHDOWNS

Game..... 6..... Philip Staback vs Baker (2010)
 Season 36.....Philip Staback (2009)
 Career..... 70Philip Staback (2009-10)

YARDS PER GAME

Game..... 271.....DeDe Dorsey vs Graceland (2005)
 Season 280.....DeDe Dorsey (2005)
 Career..... 279.6Philip Staback (2009-10)

TEAM ATTEMPTS

Game..... 62..... vs. Culver-Stockton (2000)
 Season 437.....2008

COMPLETIONS

Game..... 35..... vs. Culver-Stockton (2000)
 Season 282.....2009

YARDS GAINED

Game..... 552.....vs. Evangel (2010)
 Season 4098.....2009

TOUCHDOWNS

Game..... 6.....vs. Evangel (2010)
 Season 42.....2010

YARDS PER GAME

Season 358.72010



PHILIP STABACK

300+ YARD PASSING GAMES

Player	Yards	Opponent
Ben Gomez	480	vs. Nebraska-Kearney (2012)
Ben Kisner	445	vs. Morningside (2008)
Mike Hofbauer	439	vs. Baker (2000)
Philip Staback	436	vs. Baker (2010)
Ben Gomez	407	vs. Lincoln (2012)
Ben Kisner	406	vs. Evangel (2008)
Philip Staback	404	vs. Missouri Valley (2010)
Max Brown	393	vs. Benedictine (1996)
Dillon Miller	390	vs. Central Missouri (2013)
Philip Staback	385	vs. Evangel (2010)
Philip Staback	382	vs. Carroll (2009)
Dillon Miller	363	vs. Lincoln (2013)
Ben Kisner	356	vs. Graceland (2008)
Philip Staback	354	vs. Saint Francis (2010)
Ben Kisner	352	vs. Lambuth (2008)
Philip Staback	352	vs. Graceland (2009)
Mike Hofbauer	335	vs. Evangel (2000)
Philip Staback	330	vs. Central Methodist (2010)
Dillon Miller	327	vs. Washburn (2013)
Ben Kisner	327	vs. Mid America Nazarene (2005)
Philip Staback	327	vs. Missouri Valley (2009)
Dillon Miller	314	vs. Truman State (2012)
John Uribe	313	vs. Azusa Pacific (2011)
Dillon Miller	306	vs. Fort Hays State (2013)
Max Brown	301	vs. Evangel (1997)
Dillon Miller	301	vs. Missouri Southern (2012)



BEN KISNER



EMILIA SALAZAR

TOP FIVE TEAM PASSING RECORD

SEASON

ATTEMPTS	TOUCHDOWNS
1. 437 (2008)	1. 42 (2010)
2. 429 (2009)	2. 40 (2009)
3. 413 (2012)	3. 36 (2008)
4. 396 (1995)	4. 28 (2012)
5. 383 (2007)	5. 23 (2011)

ATTEMPTS PER GAME

1. 36.0 (1995)	YARDS
2. 34.4 (2012)	1. 4098 (2009)
3. 33.6 (2008)	2. 3946 (2010)
4. 31.9 (2007)	3. 3879 (2008)
5. 30.6 (2009)	4. 3623 (2012)
	5. 2758 (2007)

COMPLETIONS

1. 282 (2009)	YARDS PER GAME
2. 280 (2008)	1. 358.7 (2010)
3. 240 (2012)	2. 301.9 (2012)
4. 228 (2010)	3. 298.4 (2008)
5. 226 (2013)	4. 294.6 (2013)
	5. 292.7 (2009)

SINGLE GAME

ATTEMPTS	COMPLETIONS
1. 62 vs. Culver-Stockton (2000)	1. 36 vs. Lincoln (2013)
2. 58 vs. Baker (2000)	2. 35 vs. Culver Stockton (2000)
3. 56 vs. Lincoln (2013)	3. 33 vs. Morningside (2008)
4. 55 vs. Central Missouri (2013)	4. 32 vs. Baker (2010)
5. 53 vs. Nebraska-Kearney (2012)	5. 32 vs. Nebraska-Kearney (2012)

LONGEST PASS PLAYS

Cory Nesslage..... 88	vs. Peru State (1994)
Dillon Miller..... 87	vs. Pittsburg State (2012)
Emilia Salazar..... 85	vs. Missouri Valley (2004)
John Uribe..... 85	vs. Azusa Pacific (2011)
Bryce McDonald..... 80	vs. Okla. Panhandle (1992)
Ben Kisner..... 79	vs. Culver-Stockton (2005)
Philip Staback..... 78	vs. Central Methodist (2010)

TOP FIVE INDIVIDUAL PASSING RECORDS

SEASON

ATTEMPTS	TOUCHDOWNS
1. 411, Ben Kisner (2008)	1. 36, Philip Staback (2009)
2. 351, Philip Staback (2009)	2. 34, Philip Staback (2010)
3. 349, Ben Kisner (2007)	3. 33, Ben Kisner (2008)
4. 319, Dillon Miller (2013)	3. 19, Ben Kisner (2007)
5. 271, John Uribe (2011)	4. 19, John Uribe (2011)

COMPLETIONS

1. 263, Ben Kisner (2008)	YARDS GAINED PER GAME
2. 237, Philip Staback (2009)	1. 332.9, Philip Staback (2010)
3. 210, Ben Kisner (2007)	2. 281.2, Ben Kisner (2008)
4. 194, Dillon Miller (2013)	3. 259.3, Dillon Miller (2013)
5. 189, Philip Staback (2010)	4. 241.5, Philip Staback (2009)
	5. 220.4, John Uribe (2011)

YARDS

1. 3,655, Ben Kisner (2008)	COMPLETION PERCENTAGE
2. 3,381, Philip Staback (2009)	1. .753, Philip Staback (2010)
3. 3,329, Philip Staback (2010)	2. .675, Philip Staback (2009)
4. 2,549, Ben Kisner (2007)	3. .640, Ben Kisner (2008)
5. 2,334, Dillon Miller (2013)	4. .610, Max Brown (1998)
	5. .609, John Uribe (2011)

CAREER

ATTEMPTS	TOUCHDOWNS
1. 1,095, Ben Kisner (2005-08)	1. 70, Philip Staback (2009-10)
2. 602, Philip Staback (2009-10)	2. 69, Ben Kisner (2005-08)
3. 487, Cory Nesslage (1993-95)	3. 50, Max Brown (1995-98)
4. 271, John Uribe (2011)	4. 23, Cory Nesslage (1993-95)
5. 243, Emilia Salazar (2004)	5. 19, John Uribe (2011)

YARDS

1. 8,546, Ben Kisner (2005-08)	COMPLETIONS
2. 7,214, Max Brown (1995-98)	1. 638, Ben Kisner (2005-08)
3. 6,710, Philip Staback (2009-10)	2. 426, Philip Staback (2009-10)
4. 3,155, Cory Nesslage (1993-95)	3. 254, Cory Nesslage (1993-95)
5. 2,204, John Uribe (2011)	4. 165, John Uribe (2011)
	5. 114, Emilia Salazar (2004)

SINGLE GAME

ATTEMPTS
1. 58, Mike Hofbauer vs. Baker (2000)
2. 52, Dillon Miller vs. Lincoln (2013)
3. 52, Dillon Miller vs. Central Missouri (2013)
4. 47, Max Brown vs. Benedictine (1997)
5. 47, Ben Kisner vs. Lambuth (2008)

COMPLETIONS

1. 34, Dillon Miller vs. Lincoln (2013)
2. 32, Ben Kisner vs. Morningside (2008)
3. 30, Max Brown vs. Benedictine (1997)
4. 30, Mike Hofbauer vs. Baker (2000)
5. 29, Dillon Miller vs. Central Missouri (2013)

YARDS

1. 480, Ben Gomez vs. Nebraska-Kearney (2012)
2. 445, Ben Kisner vs. Morningside (2008)
3. 439, Mike Hofbauer vs. Baker (2000)
4. 436, Philip Staback vs. Baker (2010)
5. 407, Ben Gomez vs. Lincoln (2012)

TOUCHDOWNS

1. 6, Philip Staback vs. Baker (2010)
2. 6, Ben Gomez vs. Nebraska-Kearney (2012)
3. 5, Max Brown vs. Graceland (1996)
4. 5, Ben Kisner vs. Lambuth (2008)
5. 5, Philip Staback vs. Central Methodist (2010)

MOST PASSES INTERCEPTED

1. 5, Mike Beckham vs. MidAmerica Nazarene (2000)
2. 4, Max Brown vs. William Jewell (1996)
3. 4, Frank McGinty vs. Northwestern (2001)
4. 4, Connell Gerry vs. Benedictine (2005)
5. 4, Taylor Jasin vs. Emporia State (2012)

RECEIVING

INDIVIDUAL PASSES CAUGHT

Game.....16.....Jaron Alexander vs Central Mo. (2013)
 Season.....67.....Rudy Fleming (2008)
 Career.....153.....Andrew Helmick (2009-12)

YARDS

Game.....218...Andrew Helmick vs Mo. Southern (2012)
 Season.....1363.....Andrew Helmick (2009-12)
 Career.....2828.....Andrew Helmick (2009-12)

TOUCHDOWNS

Game.....3.....Several Tied
 Season.....12.....Matt Bramow (2009)
 Career.....32.....Andrew Helmick (2009-12)

YARDS PER GAME

Season.....113.9.....Andrew Helmick (2012)



MATT BRAMOW

TOP 25 RECEIVING GAMES

Yards	Player	Opponent
218	Andrew Helmick	vs. Missouri Southern (2012)
213	Andrew Helmick	vs. Truman (2012)
201	Andrew Helmick	vs. Winona State (2012)
200	Andrew Helmick	vs. Nebraska-Kearney (2012)
184	George Mumphard	vs. MidAmerica Nazarene (2005)
176	Carlton Rivers	vs. Benedictine (1996)
174	Mike Wyrick	vs. Culver-Stockton (2000)
174	Matt Bramow	vs. Evangel (2010)
172	Jamere Holland	vs. Baker (2010)
169	Rudy Fleming	vs. Morningside (2008)
167	Denodus O'Bryant	vs. Pittsburg State (2012)
167	Alex Robinson	vs. Cental Missouri (2013)
162	Marcel Thompson	vs. Benedictine (2009)
158	Trent Thomas	vs. St. Ambrose (1992)
158	Jamere Holland	vs. Missouri Valley (2010)
153	Mario Patton	vs. Central Methodist (1996)
150	Derek Nelson	vs. Central Methodist (2000)
150	George Mumphard	vs. MidAmerica Nazarene (2004)
149	Jaron Alexander	vs. Central Missouri (2013)
147	Andrew Helmick	vs. Central Missouri (2011)
143	David Beaty	vs. Alabama-Birmingham (1991)
143	Steven Kennedy	vs. Central Methodist (2004)
143	Jamere Holland	vs. Evangel (2010)
143	Jaron Alexander	vs. Fort Hays State (2013)
139	Mark Henrie	vs. Peru State (1994)



RUDY FLEMING



ANDREW HELMICK



MARCEL THOMPSON

INTRODUCTION / MEDIA INFO

OUTLOOK

COACHES

2014 LIONS

OPPONENTS

2013 REVIEW

HISTORY

LINDENWOOD

TOP FIVE TEAM RECEIVING RECORD

CATCHES

1. 282 (2009)
2. 280 (2008)
3. 240 (2012)
4. 228 (2010)
5. 226 (2013)

CATCHES PER GAME

1. 21.5 (2008)
2. 20.7 (2010)
3. 20.1 (2009)
4. 19.5 (1995)
5. 18.6 (2007)

YARDS

1. 4,098 (2009)
2. 3,946 (2010)
3. 3,879 (2008)
4. 2,758 (2007)
5. 2,593 (2011)

SEASON
TOUCHDOWNS

1. 42 (2010)
2. 40 (2009)
3. 36 (2008)
4. 28 (2012)
5. 23 (2007)

YARDS GAINED PER GAME

1. 358.7 (2010)
2. 301.9 (2012)
3. 298.4 (2008)
4. 294.6 (2013)
5. 292.7 (2009)

HIGHEST AVG. PER COMPLETIONS

1. 17.3 (2010)
2. 15.1 (2012)
3. 15.0 (2004)
4. 14.5 (2009)
5. 14.2 (2005)

SINGLE GAME
CATCHES

1. 35 vs. Culver-Stockton (2000)
2. 33 vs. Morningside (2008)
3. 32 vs. Baker (2010)
4. 30 vs. Benedictine (1997)
5. 30 vs. Baker (2000)

YARDS

1. 552 vs. Evangel (2010)
2. 490 vs. Baker (2010)
3. 454 vs. Morningside (2008)
4. 453 vs. Graceland (2010)
5. 439 vs. Baker (2000)

TOUCHDOWNS

1. 6 vs. Baker (2010)
2. 5 vs. Graceland (1996)
3. 5 vs. Culver-Stockton (2008)
4. 5 vs. Lambuth (2008)
5. 5 vs. MidAmerica Nazarene (2009)

TOP FIVE INDIVIDUAL RECEIVING RECORDS

CATCHES

1. 67, Rudy Fleming (2008)
2. 66, Andrew Helmick (2012)
3. 58, Mario Patton (1995)
4. 57, Rudy Fleming (2009)
5. 56, Andrew Helmick (2011)

PASSES CAUGHT PER GAME

1. 5.50, Andrew Helmick (2012)
2. 5.27, Mario Patton (1995)
3. 5.15, Rudy Fleming (2008)
4. 5.13, Jordan Gater (2013)
5. 5.09, Andrew Helmick (2011)

YARDS

1. 1363, Andrew Helmick (2012)
2. 1056, Rudy Fleming (2008)
3. 980, Rudy Fleming (2009)
4. 901, Andrew Helmick (2011)
5. 899, Jamere Holland (2010)

CATCHES

1. 153, Andrew Helmick (2009-12)
2. 136, Matt Bramow (2008-10)
3. 131, Steven Kennedy (2004-06)
4. 130, Carlton Rivers (1995-98)
5. 124, Rudy Fleming (2008-09)

YARDS

1. 2,828, Andrew Helmick (2009-12)
2. 2,036, Rudy Fleming (2008-09)
3. 1,914, Matt Bramow (2008-10)
4. 1,909, Steven Kennedy (2004-07)
5. 1,650, Carlton Rivers (1995-98)

SEASON
TOUCHDOWNS

1. 14, Andrew Helmick (2012)
2. 12, Matt Bramow (2009)
3. 12, Andrew Helmick (2011)
4. 11, Rudy Fleming (2008)
5. 11, Matt Bramow (2010)

YARDS GAINED PER GAME

1. 113.9, Andrew Helmick (2012)
2. 81.9, Andrew Helmick (2011)
3. 81.7, Jamere Holland (2010)
4. 81.2, Rudy Fleming (2008)
5. 81.2, Matt Bramow (2010)

HIGHEST AVG. PER CATCH

1. 22.0, George Mumphard (2004)
2. 21.4, Jamere Holland (2010)
3. 22.0, Andrew Helmick (2012)
4. 20.4, George Mumphard (2005)
5. 19.0, Matt Bramow (2010)

CAREER
TOUCHDOWNS

1. 32, Andrew Helmick (2009-12)
2. 24, Matt Bramow (2008-10)
3. 21, Steven Kennedy (2004-06)
4. 19, Rudy Flemin (2008-09)
5. 15, George Mumphard (2004-05)

SINGLE GAME
CATCHES

1. 16, Jaron Alexander vs. Central Missouri (2013)
2. 15, Mike Wyrick vs. Culver-Stockton (2000)
3. 12, Dominic Peterson vs. Culver-Stockton (2007)
4. 11, Mario Patton vs. St. Xavier (1995)
5. 11, Jamere Holland vs. Missouri Valley (2010)

YARDS

1. 218, Andrew Helmick vs. Mo. Southern (2012)
2. 213, Andrew Helmick vs. Truman (2012)
3. 201, Andrew Helmick vs. Winona State (2012)
4. 200, Andrew Helmick vs. Nebraska-Kearney (2012)
5. 184, George Mumphard vs. MidAmerica Nazarene (2005)

TOUCHDOWNS

1. 3, Mario Patton vs. Graceland (1996)
2. 3, Mark Henrie vs. Olivet Nazarene (1994)
3. 3, Andrew Helmick vs. Texas A&M-Kingsville (2011)
4. 3, Andrew Helmick vs. Kansas Wesleyan (2011)
5. 3, Andrew Helmick vs. Mo. Southern (2012)


GEORGE MUMPHARD

DEFENSE

FEWEST POINTS ALLOWED

Season1522004

FEWEST POINTS PER GAME

Season 12.72004

FEWEST YARDS ALLOWED

Game.....77 vs. CMU (2004)

Season 29812004

FEWEST YDS PER GAME

Season248.42004

FEWEST AVG. PER PLAY

Season3.682004

FEWEST TOTAL OFFENSE ALLOWED

Game.....77 vs. CMU (2004)

FEWEST PASS YDS PER GAME

Season 134.21995

SACKS

Game.....7 vs. Evangel (2004)

.....7 vs. Taylor (1995)

Season 134.21995

INTERCEPTIONS

Individual.....2 Numerous times

Game.....61993

Season232008

INT RETURN TOUCHDOWNS

Game.....62010

Season42008, 2009

FEWEST RUSH YDS ALLOWED

Game.....-7 vs. Peru State (1992)

.....-7 vs. Graceland (2011)

Season 11462004


FEWEST RUSH YDS PER GAME

Game.....352000

Season 95.52004



JAKE SHARP



LOGEN WRIGHT

CAREER INTERCEPTIONS

14	Brandon Gould	2005-09
13	Pierre Desir	2012-13
12	Marcus Klund	2003-06
6	Jake Sharp	2004-05
6	Adarrious Ross	2008-09
5	Jared Shoemaker	2005-07
5	Logen Wright	2005-09

YARDS ON INT RETURNS

125	Derek Coxson	vs. Evangel (06)
100	Larry Gladney	vs. CSU (06)
99	Tyler Kasper	vs. Georgetown (07)
96	Jared Shoemaker	vs. CMU (05)
96	Justin Broome	vs. St. Joseph's (11)
85	Blake Conreux	vs. Graceland (08)
82	Logen Wright	vs. CMU (06)

LONGEST INTERCEPTION RETURNS

100	Larry Gladney	vs. Culver-Stockton (2006)
100	Derek Coxson	vs. Evangel (2006)
96	Jared Shoemaker	vs. Central Methodist (2005)
94	Justin Broome	vs. Saint Joseph's (2011)
85	Blake Conreux	vs. Graceland (2008)
82	Logen Wright	vs. Central Methodist (2006)
80	Jim Paddock	vs. Southwestern (1990)
79	Cody Fogle	vs. Culver-Stockton (2010)
78	Mark Felicelli	vs. Graceland (1997)
76	DeDe Dorsey	vs. Avila (2004)
76	T.J. Riley	vs. Graceland (2001)



MARCUS KLUND



BRANDON GOULD

TOP FIVE TEAM DEFENSE RECORDS
SEASON
FEWEST YARDS ALLOWED

1. 2981 (2004)
2. 3226 (2005)
3. 3456 (1995)
4. 3499 (2010)
5. 3881 (2011)

LOWEST AVG. PER PLAY

1. 3.68 (2004)
2. 4.32 (2010)
3. 4.36 (2005)
4. 4.47 (2009)
5. 4.65 (1995)

FEWEST YARD PER GAME

1. 248.4 (2004)
2. 293.3 (2005)
3. 314.2 (1995)
4. 318.1 (2010)
5. 333.8 (2006)

TOP FIVE INDIVIDUAL DEFENSE
SEASON
INTERCEPTIONS

1. 9, Pierre Desir (2012)
2. 6, Brandon Gould (2009)
3. 6, Marcus Klund (2003)
4. 5, Marcus Klund (2004)
5. 5, Brandon Gould (2008)

MOST YARDS ON INT RETURNS

1. 203, Justin Broome (2011)
2. 125, Derek Coxson (2006)
3. 122, Jared Shoemaker (2007)
4. 112, Brandon Gould (2008)
5. 104, Damian James (2009)

TOP FIVE TEAM DEFENSE PASSING RECORDS
SEASON
FEWEST YARDS ALLOWED

1. 1,476 (1995)
2. 1,832 (2005)
3. 1,835 (2004)
4. 2,049 (2010)
5. 2,106 (2013)

INT RETURN TDS

1. 4 (2008)
2. 4 (2009)
3. 3 (2006)
4. 3 (2004)
5. 3 (2011)

FEWEST YARD PER GAME

1. 134.2 (1995)
2. 152.9 (2004)
3. 166.5 (2005)
4. 186.3 (2010)
5. 211.8 (2006)

INTERCEPTIONS

1. 23 (2008)
2. 23 (2009)
3. 21 (2004)
4. 20 (2007)
5. 16 (2005)

SINGLE GAME
FEWEST PASSING YARDS

1. 29 vs. Missouri Valley (1991)
2. 32 vs. Avila (2001)
3. 42 vs. Evangel (2005)
4. 42 vs. Avila (2004)
5. 44 vs. Missouri Valley (2002)

SACKS

1. 7 vs. Evangel (2004)
2. 7 vs. Taylor (1995)
3. 6 vs. Graceland (2011)
4. 5 vs. Avila (2007)
5. 5 vs. Culver-Stockton (2007)

TOP FIVE TEAM DEFENSE RUSHING RECORDS
SEASON
FEWEST YARDS ALLOWED

1. 1146 (2004)
2. 1249 (2011)
3. 1450 (2010)
4. 1464 (2006)
5. 1610 (2005)

SINGLE GAME
FEWEST RUSHING YARDS

1. -7 vs. Peru State (1992)
2. -7 vs. Graceland (2011)
3. 2 vs. Culver-Stockton (1997)
4. 6 vs. Alabama-Birmingham (1992)
5. 19 vs. William Jewell (2009)

FEWEST YARD PER GAME

1. 95.5 (2004)
2. 113.5 (2011)
3. 122.0 (2006)
4. 125.8 (2009)
5. 131.8 (2010)

FEWEST YARDS PER RUSH

1. 2.43 (2004)
2. 3.05 (2009)
3. 3.07 (2011)
4. 3.14 (2010)
5. 3.39 (2006)

INTERCEPTIONS

1. 2, Shawn Worman vs. Trinity International (1991)
2. 2, Shawn Worman vs. Southwest Minnesota State (1992)
3. 2, John Cossey vs. Taylor (1995)
4. 2, Marcus Klund vs. Northwestern (2003)
5. 14 others tied at 2

FEWEST YARDS ALLOWED

77.....	vs. Central Methodist	2004
101	vs. Graceland	2011
105	vs. Avila	2001
135	vs. St. Xavier	1993
139.....	vs. Taylor	1995
144	vs. Central Methodist	144
150	vs. Missouri Valley	150
157	vs. Baker	2001
160	vs. Missouri Valley	1997
165	vs. Missouri Valley	2004

SPECIAL TEAMS

TEAM

PUNTS

Game.....	11.....	2000
.....	1995
Season	68.....	1995

PUNTING AVERAGE

Game.....	48.2.....	vs. Evangel (2007)
Season	42.6.....	2006

MOST PATS

Game.....	12.....	vs. Culver-Stockton (2010)
-----------	---------	----------------------------

MOST FIELD GOALS MADE

Game.....	4.....	vs. Avila (2007)
Season	17.....	2007

INDIVIDUAL

PUNTS

Game.....	11.....	Mike Feinstein vs Westminster (1995)
Season	65.....	Mike Keinstein (1994)
Career.....	183.....	Zac Atterberry (2004-07)

PUNT RETURNS

Game.....	116.....	Adam Saperstein vs Mo. Valley (1991)
Season	28.....	Mike Bunton (2011)
Career.....	30.....	Rudy Fleming (2008-09)

YARDS ON PUNT RETURNS

Game.....	144.....	Tony Tobias vs Evangel (2000)
Season	508.....	Mike Bunton (2011)
Career.....	547.....	Mike Binton (2007-11)

TOUCHDOWNS ON PUNT RETURNS

Game.....	11.....	Tony Tobias vs Evangel (2000)
Season	3.....	Mike Bunton (2011)
.....	3.....	Therman McGowan (2011)
Career.....	4.....	Matt Bramwo (2007-11)

KICKOFF RETURNS

Game.....	6.....	Bobby Mason vs Benedictine (2005)
Season	24.....	Julian Smith (1994)
Career.....	50.....	Mike Bunton (2007-11)

YARDS ON KICKOFF RETURNS

Game.....	144.....	Tony Tobias vs Evangel (2000)
Season	477.....	Denodus O'Bryant (2009)
Career.....	1077.....	Denodus O'Bryant (2009-)



HALLEY FERRELL

INDIVIDUAL

TDS ON KICKOFF RETURNS

Game.....	144.....	Tony Tobias vs Evangel (2000)
Season	4.....	Denodus O'Bryant (2009)
Career.....	7.....	Denodus O'Bryant (2009-)

FIELD GOALS MADE

Game.....	4.....	Halley Ferrell vs Avila (2007)
Season	17.....	Halley Ferrell (2007)
Career.....	40.....	Halley Ferrell (2006-09)

MOST PATS MADE

Game.....	11.....	James Neal vs Graceland (2010)
Season	92.....	Halley Ferrell (2009)
Career.....	209.....	Halley Ferrell (2006-09)

LONGEST FIELD GOALS

52.....	Steve Pinkerton	vs. SW Minn, State (92)
50.....	Halley Ferrell	vs. Avila (07)
48.....	Zac Atterberry.....	vs. Baker (05)
47.....	Dante Buscaglia.....	vs. Graceland (99)
46.....	Steve Pinkerton	vs. SW Minn. State (92)
46.....	Halley Ferrell.....	vs. Central Methodist (07)
45.....	Steve Pinkerton	vs. Campbellsville (92)
45.....	Dante Buscaglia.....	vs. Graceland (99)
45.....	Dante Buscaglia.....	vs. Baker (00)
45.....	Halley Ferrell.....	vs. MNU (07)
44.....	Steve Pinkerton	vs. Okla. Panhandle (92)
44.....	Dante Buscaglia.....	vs. Baker (00)
44.....	Halley Ferrell.....	vs. Evangel (07)
44.....	Halley Ferrell.....	vs. Avila (09)
44.....	James Neal.....	vs. Graceland (11)
43.....	Steve Pinkerton.....	vs. Trinity International (91)
43.....	Bill Leiby.....	vs. Findlay (95)
43.....	Jared Tatom.....	vs. MNU (05)
43.....	Halley Ferrell.....	vs. Avila (08)
42.....	Bill Leiby.....	vs. Midland Lutheran (95)
42.....	Halley Ferrell.....	vs. Culver-Stockton (06)
42.....	Halley Ferrell.....	vs. MNU (09)
42.....	James Neal.....	vs. Kansas Wesleyan (11)
41.....	Ben Pointer.....	vs. Central Methodist (96)
41.....	Ben Pointer.....	vs. Culver-Stockton (97)
41.....	James Neal	vs. Texas A&M-Kingsville (11)



ZAC ATTERBERRY

TOP FIVE TEAM KICKOFFS

SEASON

KICK RETURN YARDS

1. 477, Denodus O'Bryant (2009)
2. 450, McCray Harris (2006)
3. 450, Julian Smith (1994)
4. 421, Mike Bunton (2008)
5. 384, Denodus O'Bryant (2010)

TD RETURNS ON KICKOFFS

1. 4, Denodus O'Bryant (2009)
2. 2, Roren Thomas (2009)
3. 2, Denodus O'Bryant (2010)
4. 1, Numerous times

KICKOFF RETURNS

1. 24, Julian Smith (1994)
2. 16, McCray Harris (2006)
3. 16, Leonard Durant (2007)
4. 16, Mike Bunton (2008)
5. 16, Mike Bunton (2011)

GAME

KICK RETURN YARDS

1. 144, Tony Tobias vs. Evangel (2000)
2. 143, McCray Harris vs. Missouri Valley (2006)
3. 142, Denodus O'Bryant vs. Central Missouri (2012)
4. 140, Nate Orlando vs. Carroll (2008)
4. 130, Andrew Helmick vs. C. Oklahoma (2011)

TD RETURNS ON KICKOFFS

1. 1, Donnie Dillard vs. St. Xavier (1994)
1. 1, Dana Day vs. McKendree (1996)
1. 1, Mike Hurst vs. Benedictine (1997)
1. 1, Tony Tobias vs. Olivet Nazarene (2000)
1. 1, McCray Harris vs. Missouri Valley (2006)

KICKOFF RETURNS

1. 6, Bobby Mason vs. Benedictine (2005)
2. 6, Tobias vs. Evangel (2000)
3. 6, Julian Smith vs. Findlay (1995)
4. 5, Ricky McDermott vs. Avila (2007)
5. 5, Derek Nelson vs. Northwestern (2001)

TOP FIVE PLACEKICKING

GAME

FIELDS GOALS MADE

1. 5, Halley Ferrell vs. Morningside (2008)
2. 5, Halley Ferrell vs. Central Methodist (2007)
3. 4, Halley Ferrell vs. Avila (2007)
4. 3, Halley Ferrell vs. Lambuth (2008)
5. 3, Halley Ferrell vs. Baker (2007)

EXTRA POINTS MADE

1. 11, James Neal vs. Graceland (2010)
2. 10, Dante Buscaglia vs. Central Methodist (1999)
3. 10, Halley Ferrell vs. William Jewell (2009)
4. 10, James Neal vs. Culver-Stockton (2011)
5. 9, Halley Ferrell vs. Evangel (2009)

EXTRA POINTS ATTEMPTED

1. 11, James Neal vs. Graceland (2010)
2. 10, Dante Buscaglia vs. Central Methodist (1999)
3. 10, Halley Ferrell vs. Culver-Stockton (2009)
4. 10, Halley Ferrell vs. William Jewell (2009)
5. 10, James Neal vs. Culver-Stockton (2011)

SEASON

FIELD GOALS MADE

1. 17, Halley Ferrell (2007)
2. 12, Dante Buscaglia (1999)
3. 9, Steve Pinkerton (1992)
4. 9, Dante Buscaglia (1998)
5. 9, Halley Ferrell (2006)

FIELD GOALS ATTEMPTED

1. 21, Halley Ferrell (2007)
2. 20, Dante Buscaglia (1999)
3. 14, Halley Ferrell (2006)
4. 11, Dante Buscaglia (1998)
5. 11, Halley Ferrell (2008)

EXTRA POINTS MADE

1. 92, Halley Ferrell (2009)
2. 61, James Neal (2010)
3. 54, James Neal (2011)
4. 50, Halley Ferrell (2008)
5. 47, Halley Ferrell (2007)

TOP FIVE PUNTING

SEASON

PUNTS

1. 65, Mike Feinstein (1994)
2. 62, Zac Atterberry (2004)
3. 58, Morris Keseloff (2011)
4. 52, Michael Feinstein (1995)
5. 48, Zac Atterberry (2005)

HIGHEST PUNT AVERAGE

1. 42.6, Zac Atterberry (2006)
2. 41.6, Zac Atterberry (2007)
3. 40.3, Nick Somes (2008)
4. 39.4, Nick Somes (2009)
5. 38.6, Zac Atterberry (2005)

PUNT RETURNS

1. 28, Mike Bunton (2011)
2. 25, Thomas Christian (2007)
3. 21, Rudy Fleming (2008)
4. 21, Bobby Mason (2005)
5. 16, Adam Saperstein (1991)

PUNTS

1. 11, Mike Feinstein vs. Westminster (1995)
2. 9, Zac Atterberry vs. Missouri Valley (2007)
3. 9, Zac Atterberry vs. Missouri Valley (2004)
4. 9, Zac Atterberry vs. MNU (2004)
5. 9, Jesse Guilliams vs. Valparaiso (2002)

LONGEST PUNTS

1. 81, Zac Atterberry vs. William Jewell (2004)
2. 76, Reggie Kratzer vs. Central Methodist (1999)
3. 75, Zac Atterberry vs. Graceland (2006)
4. 72, Zac Atterberry vs. MNU (2007)
5. 71, Zac Atterberry vs. Culver-Stockton (2004)

PUNT RETURNS

1. 6, Thomas Christian vs. Evangel (2007)
2. 5, Julian Smith vs. MNU (1996)
3. 5, Julian Smith vs. Georgetown (1993)
4. 5, Mike Bunton vs. Graceland (2011)
5. 5, Mike Bunton vs. Missouri S&T (2011)

GAME

PUNT RETURN YARDS

1. 508, Mike Bunton (2011)
2. 328, Thomas Christian (2007)
3. 254, Adam Saperstein (1991)
4. 230, Jamere Holland (2010)
5. 228, Bobby Mason (2005)

PUNT RETURN TDS SCORED

1. 3, Mike Bunton (2011)
2. 3, Therman McGowan (2011)
3. 1, Julian Smith (1995)
4. 1, Cebo Campbell (2001)
5. 1, TJ Riley (2004)

HIGHEST PUNT RETURN AVG.

1. 18.1, Mike Bunton (2011)
2. 15.9, Adam Saperstein (1991)
3. 13.1, Thomas Christian (2007)
4. 11.6, TJ Riley (2004)
5. 10.9, Bobby Mason (2005)

PUNT RETURN YARDS

1. 116, Adam Saperstein vs. Missouri Valley (1991)
2. 113, Mike Bunton vs. Graceland (2011)
3. 100, Jamere Holland vs. Culver-Stockton (2010)
4. 98, Mike Bunton vs. Tex. A&M-Kingsville (2011)
5. 92, Mike Bunton vs. Graceland (2011)

LONGEST PUNT RETURNS

1. 90, Mike Bunton vs. Saint Joseph's (2011)
2. 89, Cornelius Campbell vs. Graceland (1999)
3. 85, Adam Saperstein vs. Lane (1991)
4. 85, Julian Smith vs. Midland Lutheran (1995)
5. 84, Jamere Holland vs. Central Methodist (2010)

LONGEST KICKOFF RETURNS

Andrew Helmick.....100.....	vs. Central Oklahoma (2011)
Denodus O'Bryant.....100.....	vs. Central Missouri (2012)
Tony Tobias.....97.....	vs. Olivet Nazarene (2000)
McCray Harris.....97.....	vs. Missouri Valley (2006)
Denodus O'Bryant.....95.....	vs. Benedictine (2010)
Nate Orlando.....94.....	vs. Carroll (2008)
Denodus O'Bryant.....94.....	vs. Baker (2009)
Denodus O'Bryant.....94.....	vs. Ottawa (2009)
Dana Day.....90.....	vs. McKendree (1996)
Derek Nelson.....90.....	vs. Graceland (2001)

OFFENSE/SCORING

INDIVIDUAL

PLAYS

Game.....	56 ... Mike Hofbauer vs. Evangel (2000)
Season	430Ben Kisner (2008)
Career.....	1,192.....Ben Kisner (2005-08)

YARDS GAINED

Game.....	458Philip Staback vs. Baker (2010)
Season	3,596.....Philip Staback (2009)
Career.....	8,359Ben Kisner (2005-08)

POINTS SCORED

Game.....	36 ...DeDe Dorsey vs Graceland (2005)
Season	144Denodus O'Bryant (2009)
Career.....	329 Halley Ferrell (2006-09)

YARDS

Game.....	445 .. Ben Kisner vs Morningside (2005)
Season	3,655.....Ben Kisner (2008)
Career.....	8,546Ben Kisner (2005-08)

TOUCHDOWNS SCORED

Game.....	6DeDe Dorsey vs Baker (2005)
Season	24Denodus O'Bryant (2009)
Career.....	47 Denodus O'Bryant (2009-)

TEAM

PLAYS

Game.....	98 vs. Culver-Stockton (00)
Season	8872008

YARDS GAINED

Game.....	735vs. Evangel (2010)
Season	6,894.....2009

TOUCHDOWNS SCORED

Game.....	13vs. Culver-Stockton (10)
Season	358.7.....2010

MOST POINTS SCORED

BOTH TEAMS

1. 113 vs. Lambuth (2008)
2. 110 vs. Graceland (2010)
3. 109 vs. Culver-Stockton (2010)
4. 94 vs. Culver-Stockton (2011)
5. 90 vs. Ottawa (2009)

FIRST QUARTER

1. 28 vs. Northwestern (2001)
2. 28 vs. Graceland (2010)
3. 28 vs. Culver-Stockton (2011)
4. 27 vs. Culver-Stockton (2010)
5. 27 vs. Graceland (2011)

SECOND QUARTER

1. 36 vs. Central Methodist (2010)
2. 35 vs. Culver-Stockton (2008)
3. 34 vs. Kansas Wesleyan (2011)
4. 31 vs. Avila (2008)
5. 28 vs. Central Methodist (1999)

THIRD QUARTER

1. 37 vs. Ottawa (2009)
2. 24 vs. Central Methodist (2009)
3. 22 vs. Avila (2004)
4. 21 vs. Culver-Stockton (1997)
5. 21 vs. Baker (2005)

FOURTH QUARTER

1. 26 vs. Graceland (2011)
2. 23 vs. Trinity International (1991)
3. 23 vs. Culver-Stockton (2004)
4. 21 vs. Evangel (2009)
5. 21 vs. Culver-Stockton (2010)

POINTS IN A HALF

1. 49 vs. Evangel (2010)
2. 49 vs. Central Methodist (2010)
3. 49 vs. Graceland (2010)
4. 49 vs. Culver-Stockton (2011)
5. 48 vs. Culver-Stockton (2010)



TOP FIVE TEAM TOTAL OFFENSE/SCORING

SEASON

PLAYS

1. 887 (2008)
2. 846 (2009)
3. 828 (2007)
4. 810 (2004)
5. 789 (2012)

YARDS GAINED

1. 6,894 (2009)
2. 6,067 (2010)
3. 5,991 (2008)
4. 5,109 (2012)
5. 5,089 (2007)

YARDS GAINED PER GAME

1. 551.5 (2010)
2. 492.4 (2009)
3. 460.8 (2008)
4. 425.8 (2012)
5. 424.1 (2007)

TOP FIVE INDIVIDUAL TOTAL OFFENSE/SCORING

SEASON

PLAYS

1. 430, Ben Kisner (2008)
2. 421, Philip Staback (2008)
3. 378, Ben Kisner (2007)
4. 325, John Uribe (2011)
5. 310, Emilia Salazar (2004)

YARDS GAINED

1. 3,596, Philip Staback (2009)
2. 3,554, Ben Kisner (2008)
3. 3,442, Philip Staback (2010)
4. 2,569, Ben Kisner (2007)
5. 2,022, John Uribe (2011)

YARDS GAINED PER GAME

1. 344.2, Philip Staback (2010)
2. 273.4, Ben Kisner (2008)
3. 256.9, Philip Staback (2009)
4. 214.1, Ben Kisner (2007)
5. 202.2, John Uribe (2011)

POINTS SCORED

1. 744 (2009)
2. 577 (2010)
3. 521 (2008)
4. 443 (2011)
5. 442 (2007)

POINTS PER GAME

1. 53.1 (2009)
2. 52.5 (2010)
3. 40.3 (2011)
4. 40.1 (2008)
5. 36.8 (2007)

POINTS SCORED

1. 144, Denodus O'Bryant (2009)
2. 116, Halley Ferrell (2009)
3. 108, DeDe Dorsey (2005)
4. 102, Marceo Haywood (1998)
5. 102, Denodus O'Bryant (2010)

POINTS PER GAME

1. 12.0, Denodus O'Bryant (2009)
2. 9.8, DeDe Dorsey (2005)
3. 9.3, Marceo Haywood (1998)
4. 9.3, Denodus O'Bryant (2010)
5. 9.0, Adam Saperstein (1991)

TOUCHDOWNS

1. 24, Denodus O'Bryant (2009)
2. 18, DeDe Dorsey (2005)
3. 17, Marceo Haywood (1998)
4. 17, Denodus O'Bryant (2010)
5. 16, Rudy Fleming (2008)

TOP FIVE INDIVIDUAL TOTAL OFFENSE/SCORING

GAME

PLAYS

1. 56, Mike Hofbauer vs. Evangel (2000)
2. 53, Lamar Wilkes vs. Campbellsville (1991)
3. 51, Max Brown vs. Evangel (1997)
4. 50, Ben Kisner vs. Morningside (2008)
5. 50, Ben Gomez vs. Nebraska-Kearney (2012)

YARDS GAINED

1. 474, Ben Gomez vs. Nebraska-Kearney (2012)
2. 458, Philip Staback vs. Baker (2010)
3. 433, Ben Kisner vs. Morningside (2008)
4. 418, Philip Staback vs. Missouri Valley (2010)
5. 406, Ben Kisner vs. Evangel (2008)

POINTS SCORED

1. 36, DeDe Dorsey vs. Graceland (2005)
2. 30, Adam Saperstein vs. Hardin-Simmons (1991)
3. 24, Adam Saperstein vs. Lane (1991)
4. 24, Nate Orlando vs. Culver-Stockton (2010)
5. 24, Andrew Helmick vs. Mo. Southern (2012)

TOUCHDOWNS SCORED

1. 6, DeDe Dorsey vs. Graceland (2005)
2. 5, Adam Saperstein vs. Hardin-Simmons (1991)
3. 4, Adam Saperstein vs. Lane (1991)
4. 4, Nate Orlando vs. Culver-Stockton (2010)
5. 3, numerous times

TOP FIVE TEAM TOTAL OFFENSE/SCORING

GAME

PLAYS

1. 98 vs. Culver-Stockton (2000)
2. 90 vs. Baker (2000)
3. 89 vs. Evangel (1997)
4. 86 vs. Taylor (1994)
5. 86 vs. Evangel (2000)

YARDS GAINED

1. 735 vs. Evangel (2010)
2. 726 vs. Graceland (2010)
3. 721 vs. Culver-Stockton (2010)
4. 640 vs. Central Methodist (2009)
5. 636 vs. Evangel (2008)

TOUCHDOWNS SCORED

1. 13 vs. Culver-Stockton (2010)
2. 11 vs. Graceland (2010)
3. 10 vs. Central Methodist (1999)
4. 10 vs. Culver-Stockton (2008)
5. 10 vs. Culver-Stockton (2009)

TOP FIVE INDIVIDUAL CAREER TOTAL OFFENSE/SCORING

PLAYS

1. 1,192, Ben Kisner (2005-08)
2. 704, Philip Staback (2009-10)
3. 449, Denodus O'Bryant (2009-12)
4. 375, DeDe Dorsey (2004-05)
5. 325, John Uribe (2011)

YARDS GAINED

1. 8,359, Ben Kisner (2005-08)
2. 7,038, Philip Staback (2009-10)
4. 3,237, Denodus O'Bryant (2009-12)
3. 2,273, DeDe Dorsey (2004-05)
5. 2,022, John Uribe (2011)

POINTS SCORED

1. 372, Denodus O'Bryant (2009-12)
2. 329, Halley Ferrell (2006-09)
3. 249, James Neal (2010-12)
4. 216, Andrew Helmick (2009-12)
5. 186, Marceo Haywood (1998-99)

1990

Record: 6-4
Head Coach: Dave Schroeder
Opponent
 Dana (Neb.) W 21-14
 at Austin (Texas) L 14-17
 Iowa Wesleyan W 35-21
 Southwestern (Kan.) W 21-14
 Knoxville (Tenn.) L 26-52
 Cumberland (Tenn.) W 27-12
 Benedictine (Kan.) L 15-29
 at Trinity International (Ill.) L 32-37
 at Lane (Tenn.) W 44-8
 Tiffin (Ohio) W 16-0

1991

Record: 5-4-1
Head Coach: Dave Schroeder
Opponent
 Missouri Valley W 34-0
 St. Ambrose (Iowa) L 15-17
 at Hardin-Simmons (Texas) W 35-17
 Findlay (Ohio) L 2-35
 Campbellsville (Ky.) L 12-23
 at Alabama-Birmingham T 17-17
 at Benedictine (Kan.) L 14-36
 at Trinity International (Ill.) W 44-7
 Lane (Tenn.) W 39-6
 at Cumberland (Tenn.) W 21-0

1992

Record: 1-9
Head Coach: Jeff Driskill
Opponent
 at Missouri Valley L 0-3
 at St. Ambrose (Iowa) L 15-21
 Southwest Minnesota St. L 9-69
 at Findlay (Ohio) L 0-33
 Campbellsville (Ky.) L 19-21
 at Iowa Wesleyan L 10-38
 Peru State (Neb.) L 11-14
 Oklahoma Panhandle St. W 46-29
 Alabama-Birmingham L 12-21
 vs. Minnesota-Morris L 24-26

1993

Record: 2-8-1
Head Coach: Jeff Driskill
Opponent
 Missouri Valley L 17-21
 St. Ambrose (Iowa) L 13-14
 at Greenville (Ill.) L 0-38
 Georgetown (Ky.) L 8-34
 at Campbellsville (Ky.) L 19-40
 Iowa Wesleyan L 0-35
 at Peru State (Neb.) L 9-58
 St. Xavier (Ill.) W 10-0
 at Oklahoma Panhandle State T 17-17
 at Tarleton State (Texas) L 14-31
 Olivet Nazarene (Ill.) W 23-6

1994

Overall Record: 2-8, Mid-States: 0-5
Head Coach: Jeff Driskill
Opponent
 Midwestern State (Texas) L 6-23
 at St. Ambrose (Iowa) L 24-44
 at Trinity (Ill.)* L 0-54
 Findlay (Ohio)* L 0-70
 Campbellsville (Ky.) W 21-20
 at Iowa Wesleyan L 28-54
 at Taylor (Ind.)* L 24-44
 at St. Xavier (Ill.)* L 13-35
 Peru State (Neb.)* W 23-12
 at Olivet Nazarene (Ill.)* L 27-41

1995

Overall Record: 4-7, Mid-States: 2-3
Head Coach: Dan Kratzer
Opponent
 Midland Lutheran (Neb.) L 23-28
 Greenville (Ill.) W 21-0
 at Trinity International (Ill.)* L 33-48
 at Findlay (Ohio)* L 9-63
 at Westminster (Pa.)* L 7-35
 at Walsh (Ohio) L 16-34
 Taylor (Ind.)* W 10-0
 St. Xavier (Ill.)* L 15-20
 St. Ambrose (Iowa) L 22-28
 Tri-State (Ind.) W 21-20
 Olivet Nazarene (Ill.)* W 10-6

1996

Overall Record: 4-6, HAAC: 3-6
Head Coach: Dan Kratzer
Opponent
 McKendree (Ill.) W 35-17
 at Culver-Stockton (Mo.)* L 13-27
 at Baker (Kan.)* L 20-34
 Evangel (Mo.) L 7-37
 at Graceland (Iowa)* L 35-40
 Benedictine (Kan.)* L 30-49
 at Central Methodist (Mo.)* W 17-13
 MidAmerica Nazarene (Kan.)* W 25-23
 at William Jewell (Mo.)* L 12-23
 Missouri Valley* W 37-16

1997

Record: 4-6, HAAC: 4-5
Head Coach: Dan Kratzer
Opponent
 at McKendree (Ill.) L 0-33
 Culver-Stockton (Mo.)* W 40-26
 Baker (Kan.)* W 24-17
 at Evangel (Mo.) L 20-37
 Graceland (Iowa)* W 32-21
 at Benedictine (Kan.)* L 27-40
 Central Methodist (Mo.)* W 38-7
 at MidAmerica Nazarene (Kan.)* L 0-14
 William Jewell (Mo.)* L 22-28
 at Missouri Valley* L 22-24

1998

Record: 8-3, HAAC: 7-2
Head Coach: Dan Kratzer
Opponent
 at Culver-Stockton (Mo.)* W 45-21
 at Baker (Kan.)* W 35-13
 Evangel (Mo.)* W 24-21
 at Graceland (Iowa)* W 23-14
 Benedictine (Kan.)* L 38-40
 at Central Methodist (Mo.)* W 28-14
 MidAmerica Nazarene (Kan.)* W 43-31
 at William Jewell (Mo.)* L 20-26
 Missouri Valley* W 41-21
 at Butler (Ind.) W 34-33
 at Southwestern (Kan.)^ L 10-12

1999

Record: 5-5, HAAC: 5-4
Head Coach: Dan Kratzer
Opponent
 Culver-Stockton (Mo.)* W 30-8
 Baker (Kan.)* L 13-14
 at Evangel (Mo.)* L 18-21
 Graceland (Iowa)* W 53-27
 at Benedictine (Kan.)* W 17-14
 Central Methodist (Mo.)* W 76-7
 at MidAmerica Nazarene (Kan.)* W 29-28
 William Jewell (Mo.)* L 28-35
 at Missouri Valley* L 24-30
 Butler (Ind.) L 16-27

2000

Record: 4-8, HAAC: 4-5
Head Coach: Dan Kratzer
Opponent
 vs. Concordia (Neb.) L 14-31
 Olivet Nazarene (Ill.) L 16-43
 at Culver-Stockton (Mo.)* L 21-31
 at Baker (Kan.)* L 21-38
 Evangel (Mo.)* L 27-43
 at Graceland (Iowa)* W 31-19
 Benedictine (Kan.)* L 17-20
 at Central Methodist (Mo.)* W 17-16
 MidAmerica Nazarene (Kan.)* L 7-26
 at William Jewell (Mo.)* W 37-27
 Missouri Valley* W 31-23
 Northwestern (Iowa) L 0-48

2001

Record: 3-8, HAAC: 3-7
Head Coach: Rick Gorzynski
Opponent
 at Missouri Valley* L 15-24
 at Culver-Stockton (Mo.)* L 7-37
 Central Methodist (Mo.)* W 35-14
 Baker (Kan.)* L 7-14
 at MidAmerica Nazarene (Kan.)* L 0-38
 at Graceland (Iowa)* L 28-32
 Avila (Mo.)* W 28-7
 Benedictine (Kan.)* L 7-37
 at Evangel (Mo.)* L 7-42
 at Northwestern (Iowa) L 34-48
 William Jewell (Mo.)* W 28-21

2002

Record: 1-10, HAAC: 1-11
Head Coach: Rick Gorzynski
Opponent
 Missouri Valley* L 13-28
 Culver-Stockton (Mo.)* L 0-57
 at Central Methodist (Mo.)* L 10-28
 at Baker (Kan.)* L 0-22
 MidAmerica Nazarene (Kan.)* L 0-35
 Graceland (Iowa)* W 33-6
 at Avila (Mo.)* L 23-28
 at Benedictine (Kan.)* L 6-23
 Evangel (Mo.)* L 14-37
 at Valparaiso (Ind.) L 6-27
 at William Jewell (Mo.)* L 6-31

2003

Record: 3-8, HAAC: 2-8
Head Coach: Rick Gorzynski
Opponent
 at Graceland (Iowa)* L 0-28
 William Jewell (Mo.)* W 24-0
 at Evangel (Mo.)* L 23-33
 Central Methodist (Mo.)* L 7-9
 at Missouri Valley* W 35-44
 MidAmerica Nazarene (Kan.) L 17-38
 at Avila (Mo.)* L 23-27
 Baker (Kan.)* W 27-23
 at Culver-Stockton (Mo.)* L 9-38
 Northwestern (Minn.) W 28-20
 Benedictine (Kan.)* L 9-31

2004

Record: 11-1, HAAC: 10-0
Head Coach: Patrick Ross
Opponent
 Graceland (Iowa)* W 56-12
 at William Jewell (Mo.)* W 27-6
 Evangel (Mo.)* W 35-21
 at Central Methodist (Mo.)* W 20-12
 at Missouri Valley* W 26-20
 at MidAmerica Naz (Kan.)* W 14-10
 Avila (Mo.)* W 45-0
 at Baker (Kan.)* W 35-21
 Culver-Stockton (Mo.)* W 24-3
 at Northwestern (Minn.) W 14-10
 at Benedictine (Kan.)* W 22-17
 Hastings (Neb.)^ L 19-20

2005

Overall Record: 7-4, **HAAC:** 7-3

Head Coach: Patrick Ross

Opponent		Score
at Culver-Stockton (Mo.)*	L	6-23
at Olivet Nazarene (Ill.)	L	7-23
Benedictine (Kan.)*	W	34-30
at Graceland (Iowa)*	W	42-27
William Jewell (Mo.)*	L	21-30
at Evangel (Mo.)*	L	10-24
Central Methodist (Mo.)*	W	61-3
at Missouri Valley*	W	15-12
MidAmerica Nazarene (Kan.)*	W	17-14
at Avila (Mo.)*	W	37-0
Baker (Kan.)*	W	37-14

2006

Record: 5-7, **HAAC:** 5-4

Head Coach: Patrick Ross

Opponent		Score
vs. Northwestern Okla.State	L	13-14
Culver-Stockton (Mo.)*	W	38-17
Georgetown (Ky.)	L	17-27
at Benedictine (Kan.)*	L	10-33
Graceland (Iowa)*	W	38-21
at William Jewell (Mo.)*	L	14-17
Evangel (Mo.)*	W	41-10
at Central Methodist (Mo.)*	W	34-21
Missouri Valley*	L	21-31
at MidAmerica Nazarene (Kan.)*	L	7-31
Avila (Mo.)*	W	14-10
at Baker	L	10-23

2007

Overall Record: 10-2, **HAAC:** 9-1

Head Coach: Patrick Ross

Opponent		Score
MidAmerica Nazarene (Kan.)*	W	44-34
at Avila (Mo.)*	W	56-27
Baker (Kan.)*	W	50-19
at Culver-Stockton (Mo.)*	W	39-15
at Georgetown (Ky.)	W	58-30
Benedictine (Kan.)*	W	21-16
at Graceland (Iowa)*	W	48-16
William Jewell (Mo.)*	W	27-3
at Evangel (Mo.)*	W	34-10
Central Methodist (Mo.)*	W	38-7
at Missouri Valley*	L	13-33
at St. Francis (Ind.)^	L	14-35

2008

Overall Record: 11-2, **HAAC:** 9-1

Head Coach: Patrick Ross

Opponent		Score
at MidAmerica Nazarene (Kan.)*	L	16-26
Avila (Mo.)*	W	59-9
at Baker (Kan.)*	W	25-21
Culver-Stockton (Mo.)*	W	68-12
at Benedictine (Kan.)*	W	36-33
Graceland (Iowa)*	W	49-3
at William Jewell (Mo.)*	W	20-17
Evangel (Mo.)*	W	56-7
at Central Methodist (Mo.)*	W	35-7
Missouri Valley*	W	21-18
Lambuth (Tenn.)^	W	65-48
at Morningside (Iowa)^	W	34-31
at Carroll (Mont.)^	L	37-38

2009

Overall Record: 13-1, **HAAC:** 10-0

Head Coach: Patrick Ross

Opponent		Score
at Evangel (Mo.)*	W	63-6
Central Methodist (Mo.)*	W	66-23
at Missouri Valley*	W	45-37
MidAmerica Nazarene (Kan.)*	W	55-14
at Avila (Mo.)*	W	59-7
Baker (Kan.)*	W	52-30
at Culver-Stockton (Mo.)*	W	67-10
Benedictine (Kan.)*	W	41-31
at Graceland (Iowa)*	W	53-21
William Jewell (Mo.)*	W	73-6
Langston (Okla.)^	W	42-14
Ottawa (Kan.)^	W	64-26
at Carroll (Mont.)^	W	42-35
vs. Sioux Falls (S.D.)^	L	22-25

2010

Record: 9-2, **HAAC:** 9-1

Head Coach: Patrick Ross

Opponent		Score
Evangel (Mo.)*	W	68-7
at Central Methodist (Mo.)*	W	69-7
Missouri Valley*	W	45-27
at MidAmerica Nazarene (Kan.)*	L	20-26
Avila (Mo.)*	W	53-9
at Baker (Kan.)*	W	48-14
Culver-Stockton (Mo.)*	W	90-19
at Benedictine (Kan.)*	W	40-24
Graceland (Iowa)*	W	77-33
at William Jewell (Mo.)*	W	29-18
Saint Francis (Ind.)^	L	38-46

2011

Record: 8-3

Head Coach: Patrick Ross

Opponent		Score
at Northern Colorado	W	22-20
Graceland (Iowa)	W	67-10
Saint Joseph's (Ind.)	W	55-14
at Missouri S&T	L	13-19
at South Dakota	L	0-30
at Texas A&M-Kingsville	W	41-35
Kansas Wesleyan	W	61-16
Azusa Pacific (Calif.)	W	38-31
Culver-Stockton (Mo.)	W	70-24
Central Missouri	L	28-47
at Central Oklahoma	W	48-14

2012

Record: 8-4

Head Coach: Patrick Ross

Opponent		Score
at Lincoln (Mo.)*	W	49-28
Southwest Baptist (Mo.)*	W	35-14
Central Missouri (Mo.)*	L	28-35
Glenville State (W.V.)	W	28-24
Nebraska at Kearney*	W	49-28
at Fort Hays State (Kan.)*	W	20-17
at Emporia State (Kan.)*	L	0-13
Washburn (Kan.)*	L	16-19
Missouri Southern*	W	45-30
at Pittsburg State (Kan.)*	W	44-33
at Truman State (Mo.)*	W	38-13
vs. Winona State (Minn.)	L	21-41

2013

Record: 3-6

Head Coach: Patrick Ross

Opponent		Score
Lincoln (Mo.)*	W	24-22
at Southwest Baptist (Mo.)*	W	35-27
at Central Missouri (Mo.)*	L	28-47
Missouri S&T	W	27-10
at Nebraska at Kearney*	L	6-56
Fort Hays State (Kan.)*	L	17-31
Emporia State (Kan.)*	L	21-52
at Washburn (Kan.)*	L	35-44
Pittsburg State (Kan.)*	L	6-41

RECORD WHEN:

Home	84-50
Road	53-71-2
Neutral Site	0-5
Overtime	2-0
HAAC Conference	89-58
Mid-States Conference	2-8
MIAA Conference	9-9
vs. teams from Mo.	61-39
vs. teams from Kan.	27-30
vs. teams from Iowa	15-13
vs. teams from Ill.	6-10
vs. teams from Minn.	2-3
vs. teams from Ohio	1-5
vs. teams from Okla.	3-1-1
vs. teams from Texas	2-3
vs. teams from Ind.	4-5
vs. teams from S.D.	0-2
vs. teams from Mont.	1-1
vs. teams from Pa.	0-1
vs. teams from Ala.	0-1-1
vs. teams from Neb.	3-7
vs. teams from Ky.	2-5
vs. teams from Tenn.	5-1
vs. teams from Calif.	1-0
vs. teams from W.V.	1-0
in Alabama	0-1-1
in Kansas	12-15
in Texas	1-2
in Indiana	1-4
in Missouri	62-42
in Montana	1-1
in Kentucky	1-1
in Nebraska	1-2
in Tennessee	2-0
in Ohio	0-3
in Iowa	6--9
in Illinois	1-8
in Minnesota	1-0
in Pennsylvania	0-1
in Oklahoma	0-1-1

Alabama-Birmingham

10/12/91 T 17-17 Away
 11/7/92 L 12-41 Home
0-1 Home 0-0-1 Away 0-1-1 Overall

Austin (Texas)

9/15/90 L 14-17 Away
0-0 Home 0-1 Away 0-1 Overall

Avila (Mo.)

10/13/01 W 28-7 Home
 10/19/02 L 23-28 Away
 10/18/03 L 23-27 Away
 10/16/04 W 45-0 Home
 11/5/05 W 37-0 Away
 11/4/06 W 14-10 Home
 9/8/07 W 56-27 Away
 9/13/08 W 59-9 Home
 10/3/09 W 59-7 Away
 10/2/10 W 53-9 Home
5-0 Home 3-2 Away 8-2 Overall

Azusa Pacific (Calif.)

10/22/11 W 38-31 Home
1-0 Home 0-0 Away 1-0 Overall

Baker (Kan.)

9/21/96 L 20-34 Away
 9/20/97 W 24-17 Home
 9/19/98 W 35-13 Away
 9/18/99 L 13-14 Home
 9/16/00 L 21-38 Away
 9/22/01 L 7-14 Home
 9/28/02 L 0-22 Away
 10/25/03 W 27-23 Home
 10/23/04 W 35-21 Away
 11/12/05 W 37-14 Home
 11/11/06 L 10-23 Away
 9/15/07 W 50-19 Home
 9/20/08 W 25-21 Away
 10/10/09 W 52-30 Home
 10/9/10 W 48-14 Away
5-2 Home 4-4 Away 9-6 Overall

Benedictine (Kan.)

10/20/90 L 15-29 Home
 10/19/91 L 14-36 Away
 10/12/96 L 30-49 Home
 10/11/97 L 27-40 Away
 10/10/98 L 38-40 Home
 10/9/99 W 17-14 Away
 10/7/00 L 17-20 Home
 10/20/01 L 7-37 Home
 10/26/02 L 6-23 Away
 11/15/03 L 9-31 Home
 11/13/04 W 22-17 Away
 9/17/05 W 34-30 Home
 9/16/06 L 10-33 Away
 10/6/07 W 21-16 Home
 10/11/08 W 36-33 Away
 10/31/09 W 41-31 Home
 10/30/10 W 40-24 Away
3-6 Home 4-4 Away 7-10 Overall

Butler (Ind.)

11/14/98 W 34-33(OI) Away
 11/13/99 L 16-27 Home
0-1 Home 1-0 Away 1-1 Overall

Campbellsville (Ky.)

10/5/91 L 12-23 Home
 10/3/92 L 19-21 Home
 10/2/93 L 19-40 Away
 10/1/94 W 21-20 Home
1-2 Home 0-1 Away 1-3 Overall

Carroll (Mont.)

12/6/08 L 37-38 Away
 12/5/09 W 42-35 Away
0-0 Home 1-1 Away 1-1 Overall

Central Methodist (Mo.)

10/19/96 W 17-13 Away
 10/18/97 W 38-7 Home
 10/17/98 W 28-14 Away
 10/16/99 W 76-7 Home
 10/14/00 W 17-16 Away
 9/15/01 W 35-14 Home
 9/21/02 L 10-28 Away
 9/27/03 L 7-9 Home
 9/25/04 W 20-12 Away
 10/15/05 W 61-3 Home
 10/14/06 W 34-21 Away
 11/3/07 W 38-7 Home
 11/8/08 W 35-7 Away
 9/12/09 W 66-23 Home
 9/11/10 W 69-7 Away
6-1 Home 7-1 Away 13-2 Overall

Central Missouri

11/5/11 L 28-47 Home
 9/15/12 L 28-35 Home
 9/21/13 L 28-47 Away
0-2 Home 0-1 Away 0-3 Overall

Central Oklahoma

11/12/11 W 48-14 Away
0-0 Home 1-0 Away 1-0 Overall

Concordia (Neb.)

8/26/00 L 14-31 Neutral
0-0 Home 0-0 Away 0-1 Overall

Culver-Stockton (Mo.)

9/14/96 L 13-27 Away
 9/13/97 W 40-26 Home
 9/12/98 W 45-21 Away
 9/11/99 W 30-8 Home
 9/9/00 L 21-31 Away
 9/8/01 L 7-37 Away
 9/14/02 L 0-57 Home
 11/1/03 L 9-38 Away
 10/30/04 W 24-3 Home
 9/3/05 L 6-23 Away
 9/2/06 W 38-17 Home
 9/22/07 W 39-15 Away
 9/27/08 W 68-12 Home
 10/17/09 W 67-10 Away
 10/16/10 W 90-19 Home
 10/29/11 W 70-24 Home
7-1 Home 2-6 Away 9-7 Overall

Cumberland (Tenn.)

10/13/90 W 27-12 Home
 11/16/91 W 21-0 Away
1-0 Home 1-0 Away 2-0 Overall

Dana (Neb.)

9/8/90 W 21-14 Home
1-0 Home 0-0 Away 1-0 Overall

Emporia State (Kan.)

10/13/12 L 0-13 Away
 10/19/13 L 21-52 Home
0-1 Home 0-1 Away 0-2 Overall

Evangel (Mo.)

9/28/96 L 7-37 Home
 9/27/97 L 20-37 Away
 9/26/98 W 24-21 Home
 9/25/99 L 18-21 Away
 9/23/00 L 27-43 Home
 10/27/01 L 7-42 Away
 11/2/02 L 14-37 Home
 9/20/03 L 23-33 Away
 9/18/04 W 35-21 Home
 10/8/05 L 10-24 Away
 10/7/06 W 41-10 Home
 10/27/07 W 34-10 Away
 11/1/08 W 56-7 Home
 9/5/09 W 63-6 Away
 9/2/10 W 68-7 Home
5-3 Home 2-5 Away 7-8 Overall

Findlay (Ohio)

9/28/91 L 2-35 Home
 9/26/92 L 0-33 Away
 9/24/94 L 0-70 Home
 9/23/95 L 9-63 Away
0-2 Home 0-2 Away 0-4 Overall

Fort Hays State (Kan.)

10/6/12 W 20-17 Away
 10/12/13 L 17-31 Home
0-1 Home 1-0 Away 1-1 Overall

Georgetown (Ky.)

9/25/93 L 8-34 Home
 9/9/06 L 17-27 Home
 9/29/07 W 58-30 Away
0-2 Home 1-0 Away 1-2 Overall

Glennville State (W.V.)

9/21/12 W 28-24 Home
1-0 Home 0-0 Away 1-0 Overall

Graceland (Iowa)

10/5/96 L 35-40 Away
 10/4/97 W 32-21 Home
 10/3/98 W 23-14 Away
 10/2/99 W 53-27 Home
 9/30/00 W 31-19 Away
 10/6/01 L 28-32 Away
 10/12/02 W 33-6 Home
 9/6/03 L 0-28 Away
 9/4/04 W 56-12 Home
 9/24/05 W 42-27 Away

9/23/06 W 38-21 Home
 9/29/07 W 48-16 Away
 10/18/08 W 49-3 Home
 11/7/09 W 53-21 Away
 11/6/10 W 77-33 Home
 9/10/11 W 67-10 Home
8-0 Home 5-3 Away 12-3 Overall

Greenville (Ill.)

9/18/93 L 0-38 Away
 9/9/95 W 21-0 Home
1-0 Home 0-1 Away 1-1 Overall

Hardin-Simmons (Texas)

9/21/91 W 35-17 Away
0-0 Home 1-0 Away 1-0 Overall

Hastings (Neb.)

11/20/04 L 19-20 Home
0-1 Home 0-0 Away 0-1 Overall

Iowa Wesleyan

9/22/90 W 35-21 Home
 10/10/92 L 10-38 Away
 10/9/93 L 0-35 Home
 10/8/94 L 28-54 Away
1-1 Home 0-2 Away 1-3 Overall

Kansas Wesleyan

10/15/11 W 61-16 Home
1-0 Home 0-0 Away 1-0 Overall

Knoxville (Tenn.)

10/6/90 L 26-52 Home
0-1 Home 0-0 Away 0-1 Overall

Lambuth (Tenn.)

11/22/08 W 65-48 Home
1-0 Home 0-0 Away 1-0 Overall

Lane (Tenn.)

11/3/90 W 44-8 Away
 11/2/91 W 39-6 Home
1-0 Home 1-0 Away 2-0 Overall

Langston (Okla.)

11/21/09 W 42-14 Home
1-0 Home 0-0 Away 1-0 Overall

Lincoln (Mo.)

9/1/12 W 49-28 Away
 9/5/13 W 24-22 Home
1-0 Home 1-0 Away 2-0 Overall

McKendree (Ill.)

9/7/96 W 35-17 Home
 9/6/97 L 0-33 Away
1-0 Home 0-1 Away 1-1 Overall

MidAmerica Nazarene (Kan.)

10/26/96 W 25-23 Home
 10/25/97 L 0-14 Away
 10/24/98 W 43-31 Home
 10/23/99 W 29-28 Away
 10/21/00 L 7-26 Home
 9/29/01 L 0-38 Away

10/5/02 L 0-35 Home
 10/11/03 L 17-38 Home
 10/9/04 W 14-10 Away
 10/29/05 W 17-14 Home
 10/28/06 L 7-31 Away
 9/1/07 W 44-34 Home
 9/6/08 L 16-26 Away
 9/26/09 W 55-14 Home
 9/25/10 L 20-26 Away
5-3 Home 2-5 Away 7-8 Overall

Midland Lutheran (Neb.)

9/2/95 L 23-28 Home
0-1 Home 0-0 Away 0-1 Overall

Midwestern State (Texas)

9/3/94 L 6-23 Home
0-1 Home 0-0 Away 0-1 Overall

Minnesota-Morris

11/14/92 L 24-26 Neutral
0-0 Home 0-1 Away 0-1 Overall

Missouri Valley

9/7/91 W 34-0 Home
 9/5/92 L 0-3 Away
 9/4/93 L 17-21 Home
 11/9/96 W 37-16 Home
 11/8/97 L 22-24 Away
 11/7/98 W 41-21 Home
 11/6/99 L 24-30 Away
 11/4/00 W 31-23 Home
 9/1/01 L 15-24 Away
 9/7/02 L 13-28 Home
 10/4/03 L 35-44 Away
 10/2/04 W 26-20 Home
 10/22/05 W 15-12(2OT) Away
 10/21/06 L 21-31 Home
 11/10/07 L 13-33 Away
 11/15/08 W 21-18 Home
 9/19/09 W 45-37 Away
 9/18/10 W 45-27 Home
7-3 Home 2-6 Away 9-9 Overall

Missouri S&T

9/24/11 L 13-19 Away
 9/28/13 W 27-10 Home
1-0 Home 0-1 Away 1-1 Overall

Missouri Southern

10/27/12 W 45-30 Home
1-0 Home 0-0 Away 1-0 Overall

Morningside (Iowa)

11/29/08 W 34-31 Away
0-0 Home 1-0 Away 1-0 Overall

Nebraska-Kearney

9/29/12 W 49-28 Home
 10/5/13 L 6-56 Away
1-0 Home 0-1 Away 2-0 Overall

Northern Colorado

9/3/11 W 22-20 Away
0-0 Home 1-0 Away 1-0 Overall

Northwestern (Iowa)

11/11/00 L 0-48 Home
 11/3/01 L 34-48 Away
0-1 Home 0-1 Away 0-2 Overall

Northwestern (Minn.)

11/8/03 W 28-20 Home
 11/6/04 W 14-10 Away
1-0 Home 1-0 Away 2-0 Overall

Northwestern Oklahoma State

8/26/06 L 13-14 Neutral
0-0 Home 0-0 Away 0-1 Neutral

Oklahoma Panhandle State

10/31/92 W 46-29 Home
 10/30/93 T 17-17 Away
1-0 Home 0-0-1 Away 1-0-1 Overall

Olivet Nazarene (Ill.)

11/13/93 W 23-6 Home
 11/12/94 L 27-41 Away
 11/11/95 W 10-6 Home
 9/2/00 L 16-43 Home
 9/10/05 L 7-23 Away
2-1 Home 0-2 Away 2-3 Overall

Ottawa (Kan.)

11/28/09 W 64-26 Home
1-0 Home 0-0 Away 1-0 Overall

Peru State (Neb.)

10/17/92 L 11-14 Home
 10/16/93 L 9-58 Away
 11/5/94 W 23-12 Home
1-1 Home 0-1 Away 1-2 Overall

Pittsburg State (Kan.)

11/3/12 W 44-33 Away
 11/9/13 L 6-41 Home
0-1 Home 1-0 Away 1-1 Overall

Sioux Falls (S.D.)

12/19/09 L 22-25 Neutral
0-0 Home 0-0 Away 0-1 Overall

Southwest Minnesota State

9/19/92 L 9-69 Home
0-1 Home 0-0 Away 0-1 Overall

Southwest Baptist

9/8/12 W 35-14 Home
1-0 Home 0-0 Away 1-0 Overall

St. Ambrose (Iowa)

9/14/91 L 15-17 Home
 9/12/92 L 15-21 Away
 9/11/93 L 14-13 Home
 9/10/94 L 24-44 Away
 10/28/95 L 22-28 Home
0-3 Home 0-2 Away 0-5 Overall

Saint Francis (Ind.)

11/17/07 L 14-35 Away
 11/20/10 L 38-46 Home
0-1 Home 0-1 Away 0-2 Overall

Saint Joseph's (Ind.)

9/17/11 W 55-14 Home
1-0 Home 0-0 Away 0-0 Overall

South Dakota

10/1/11 L 0-30 Away
0-0 Home 0-1 Away 0-1 Overall

Southwest Baptist (Mo.)

9/8/12 W 35-14 Home
 9/14/13 W 35-27 Away
1-0 Home 1-0 Away 2-0 Overall

St. Xavier (Ill.)

10/23/93 W 10-0 Home
 10/22/94 L 13-35 Away
 10/21/95 L 15-20 Home
1-1 Home 0-1 Away 1-2 Overall

Tarleton State (Texas)

11/6/93 L 14-31 Away
0-0 Home 0-1 Away 0-1 Overall

Taylor (Ind.)

10/15/94 L 24-44 Away
 10/14/95 W 10-0 Home
1-0 Home 0-1 Away 1-1 Overall

Texas A&M-Kingsville

10/8/11 W 41-35 Away
0-0 Home 1-0 Away 1-0 Overall

Tiffin (Ohio)

11/10/90 W 16-0 Home
1-0 Home 0-0 Away 1-0 Overall

Trinity International (Ill.)

10/27/90 L 32-37 Away
 10/26/91 W 44-7 Away
 9/17/94 L 0-54 Away
 9/16/95 L 33-48 Away
0-0 Home 1-3 Away 1-3 Overall

Truman State (Mo.)

11/10/12 W 38-13 Away
0-0 Home 1-0 Away 1-0 Overall

Valparaiso (Ind.)

11/9/02 L 6-27 Away
0-0 Home 0-1 Away 0-1 Overall

Walsh (Ohio)

10/7/95 L 16-34 Away
0-0 Home 0-1 Away 0-1 Overall

Winona State (Minn.)

12/1/12 L 21-41 Neutral
0-0 Home 0-0 Away 0-1 Overall

Washburn (Kan.)

10/20/12 L 16-19 Home
 10/26/13 L 35-44 Away
0-1 Home 0-1 Away 0-2 Overall

Westminster (Pa.)

9/30/95 L 7-35 Away
0-0 Home 0-1 Away 0-1 Overall

William Jewell (Mo.)

11/2/96 L 12-23 Away
 11/1/97 L 22-28 Home
 10/31/98 L 20-26 Away
 10/30/99 L 28-35 Home
 10/28/00 W 37-27 Away
 11/10/01 W 28-21 Home
 11/16/02 L 6-31 Away
 9/13/03 W 24-0 Home
 9/11/04 W 27-6 Away
 10/1/05 L 21-30 Home
 9/30/06 L 14-17 Away
 10/20/07 W 27-3 Home
 10/25/08 W 20-17 Away
 11/14/09 W 73-6 Home
 11/13/10 W 29-18 Away
4-3 Home 4-4 Away 8-7 Overall

1998 NAIA FIRST ROUND

LINDENWOOD 10, SOUTHWESTERN 12

NOV. 21 | WICHITA, KAN.

The Lindenwood football team made its first postseason appearance in 1998 when the No. 16 Lions travelled to No. 3 Southwestern (Kan.) for a first-round NAIA Football Championship Series game. Lindenwood had better statistics in the game except for the main one as the Lions fell 12-10.

The Lions struck first when they took the opening kickoff, ran 15 plays, and scored on a one-yard run by Marceo Haywood. Southwestern responded later in the quarter with a touchdown, but the Moundbuilders missed the extra point. Neither team scored the rest of the half, and Lindenwood led 7-6 at halftime.

In the second half, Southwestern took a 12-7 lead early in the third quarter after a touchdown but missed its two-point conversion. Dante Buscaglia cut that lead to 12-10 with a 25-yard field goal with 9:24 left in the game. Later in the quarter, Lindenwood nearly scored the game-winning touchdown, but it was called back due to a penalty. Lindenwood had to settle for a 50-yard field goal, but Buscaglia's try came up a few yards short.

Haywood led the team with 274 all-purpose yards. He had 158 rushing yards, 45 receiving yards, and 71 punt return yards.

2004 NAIA FIRST ROUND

LINDENWOOD 19, HASTINGS 20

NOV. 20 | ST. CHARLES, MO.

The first home playoff game in Lindenwood history ended in heartbreak as No. 16 Hastings kicked a field goal as time expired for a 20-19 win over the No. 5 Lions.

The two teams traded field goals in the first quarter before Lindenwood went ahead in the second quarter on a 76-yard run by DeDe Dorsey. Hastings added two touchdowns later in the quarter, and Lindenwood trailed 17-13 at halftime after Jared Tatom kicked a 23-yard field goal with less than a minute remaining in the half.

In the second half, Lindenwood took the lead on the first play of the half when George Mumphard caught a 62-yard touchdown reception. The Lions missed the extra point though, which came back to haunt them. On the final drive, Hastings drove down to Lindenwood territory and kicked a 28-yard field goal at the buzzer.

Lindenwood ended the game with 431 yards of offense, 188 more than Hastings. Dorsey collected 195 rushing yards, 15 receiving yards, and 15 kickoff return yards. Emiliano Salazar threw for 225 yards, and Mumphard had 72 receiving yards. Jake Sharp had a team-high 12 tackles, and Brian Loeb had three tackles for loss.



2004 vs. Hastings

2007 NAIA FIRST ROUND

LINDENWOOD 14, ST. FRANCIS 35

NOV. 17 | FORT WAYNE, IND.

No. 12 Lindenwood jumped out to a 14-0 lead over No. 3 Saint Francis (Ind.) after one quarter, but the rest of the first-round playoff game belonged to the Cougars as they defeated the Lions by a 35-14 score.

The Lions scored on a pair of Richard Murrell runs in the first quarter to take a two-touchdown lead. Saint Francis answered with three touchdowns in the second quarter and added insurance touchdowns in the third and fourth quarters. Saint Francis' defense shutdown Lindenwood after that second Murrell score, as the Lions had just 147 yards of offense for the rest of the game.

Saint Francis outgained Lindenwood 445-281 for the game. The Cougars especially controlled play on the ground with 274 yards, which helped them have nearly 39 minutes of possession. Lindenwood turned the ball over twice, and did not force a turnover.

Hakeem Abdullah had a team-high 81 rushing yards and 32 receiving yards. Ben Kisner threw for 158 yards and Murrell finished with 50 rushing yards. Jared Shoemaker led the defense with 16 tackles and one pass breakup.



2007 vs. St. Francis

2008 NAIA FIRST ROUND

LINDENWOOD 65, LAMBUTH 48

NOV. 22 | ST. CHARLES, MO.

The No. 7 Lindenwood football team won a shootout in the first-round of the NAIA Championship Series, defeating No. 16 Lambuth by a 65-48 score.

The two teams combined for 1,245 total offensive yards, including 865 through the air. Lindenwood was able to prevail after forcing six turnovers, including five interceptions, while the Eagles forced just one interception.

Lindenwood jumped out to an early 14-0 lead after one quarter, taking advantage of three Eagle turnovers. In the second, both teams scored three touchdowns and missed one extra point, making it 34-20 Lindenwood at halftime.

Early in the second-half, the Lions appeared to put the game away with touchdowns to go up 48-20. A 41-yard Eagle touchdown late in the quarter though set the stage for a wild fourth quarter.

Lindenwood scored first on a field goal by Halley Ferrell to go up 51-27. Lambuth scored two times though in 2:06 to pull within 51-41, with an inside kick recovery between the two scores.

Lindenwood missed a field goal, however, with the short field, and Lambuth answered with a third straight touchdown. After another inside kick failed, Lindenwood finally appeared to put the game away when Dario Camacho broke a third-and-four run for a 22-yard touchdown with 1:43 remaining.

2008 NAIA SECOND ROUND

LINDENWOOD 34, MORNINGSIDE 31

NOV. 29 | SIOUX CITY, IOWA

Halley Ferrell recorded the biggest kick in school history as his 25-yard field goal with three seconds left in the game gave No. 7 Lindenwood a 34-31 victory over No. 6 Morningside in the quarterfinals of the NAIA Football Championship Series.

Ben Kisner threw three first-half touchdown passes, including one with 15 seconds remaining, to give Lindenwood a 21-14 halftime lead. The Lions extended their lead to 10 with a field goal late in the third quarter, but Morningside answered with 10 straight points that tied the game and set up a wild finish.

Dario Camacho put Lindenwood ahead with 2:20 remaining on a six-yard run, but Morningside answered with a touchdown just 1:35 later. The Mustangs left too much time on the clock though, as Lindenwood went 63 yards in six plays to set up Ferrell's game-winning kick.

Camacho finished with three touchdowns, with two receiving and one rushing. He had 102 yards on the ground and 83 through the air. Rudy Fleming caught 10 passes for 169 yards. Ben Kisner threw for 445 yards and three touchdowns. Defensively, Darrel Trice and Brandon Gould each had nine tackles.

2008 NAIA SEMIFINALS

LINDENWOOD 37, CARROLL 38

DEC. 6 | HELENA, MONT.

In Lindenwood's first semifinal appearance, a two-point play decided the game between No. 7 Lindenwood and No. 1 Carroll. The play went Carroll's way as the Fighting Saints survived by a 38-37 score.

Carroll dominated the game early on as it jumped out to a 38-17 lead late in the third quarter. Lindenwood stormed back though as two quick touchdowns cut that lead to 38-31. On the Lions' final drive, they went 99 yards and scored a touchdown on fourth down. Kisner completed a four-yard pass to Rudy Fleming for those six points. The team elected to go for the win in the hostile environment, but its two-point conversion pass was broken up.

Nate Orlando scored two touchdowns in the game, including one on a 94-yard kickoff return. Ben Kisner threw for 223 yards and three touchdowns. Marcel Thompson caught six passes for 73 yards and one touchdown. The other touchdown receptions came from Austin Bortle. Ryan Zimmerman led the defense with seven tackles, including one for a loss.



2008 vs. Carroll

2009 NAIA FIRST ROUND

LINDENWOOD 42, LANGSTON 14

NOV. 21 | ST. CHARLES, MO.

The No. 3 Lindenwood football team advanced to the quarterfinal round of the NAIA Football Championship Series with a 42-14 victory over No. 20 Langston.

The Lions defense was the story of the game as it did not allow a point until midway through the fourth quarter. It forced two turnovers, one of which was returned for a touchdown, and twice in the first-half stopped Langston on fourth-and-short plays. Those early stops by the Lindenwood defense helped the squad jump out to 21-0 halftime lead. The Lions then scored touchdowns on their first three possessions of the second half to wrap up the contest.

Lindenwood's defense finished the game with four sacks and 12 tackles for loss. It held Langston to just three yards per rush and only 235 yards through the first three quarters. Wright finished the game with seven tackles, including one sack and two tackles for loss. He also blocked a field goal attempt and an extra point attempt. Alexander led the team with eight tackles and had two pass breakups to go along with his interception. T. J. Prell had three tackles for loss.

Offensively, Philip Staback finished with 210 yards passing and had three touchdowns and no interceptions. Fleming caught five passes for 114 yards and had 48 yards on kickoff returns. Thomas had 49 yards rushing, 11 receiving, and 62 on punt returns. Eight different Lions had at least 10 rushing yards in the game, and nine had at least 10 yards receiving.



2009 vs. Langston

2009 NAIA SECOND ROUND

LINDENWOOD 64, OTTAWA 26

NOV. 28 | ST. CHARLES, MO.

The No. 3 Lindenwood football team had its best quarter in school history in the third when it outscored No. 5 Ottawa by a 37-0 margin. Those 15 minutes helped the Lions advance to the NAIA Football Championship Semifinals with a 64-26 victory over the Braves.

The Lions used a pair of first quarter touchdown runs by Denodus O'Bryant to jump out to a 13-0 lead. Ottawa responded with a touchdown and field goal to open up the second quarter, before a late Lindenwood drive netted seven more points when Philip Staback hit Matt Angell with a 19-yard touchdown strike. The Lions then prevented the Braves from scoring on a two-minute drive and Lindenwood led 20-10 at halftime.

The tone of the third quarter was set on the first play when the special teams forced a fumble on the kickoff and Lindenwood took over on the Ottawa five-yard line. It took just one play for LeMarian Parson to score on a run from there. The defense forced a quick punt on Ottawa's next possession, and the Braves had a bad snap on the punt. That forced the punter to field the ball with his knee on the ground, giving Lindenwood the ball back at the Ottawa 25. It took the Lions just three plays to score from there, with the scoring play being a four-yard run by Matt Angell.

The next four times Ottawa touched the ball, the Lindenwood defense forced more turnovers. A fumble forced by Parks Peterson led to a Staback touchdown pass to Rudy Fleming. An interception was returned for a 40-yard touchdown by Damian James. Two other interceptions led to another touchdown, this one from Staback to Matt Bramow, and a field goal by Halley Ferrell. When the dust settled in the quarter, Lindenwood was in complete command by a 57-10 score.

O'Bryant rushed for 101 yards on just 11 carries and had two rushing scores. The Lions offense finished with 393 total yards, including 155 on the ground and 238 passing.

2009 NAIA SEMIFINALS

LINDENWOOD 42, CARROLL 35

DEC. 19 | HELENA, MONT.

The No. 3 Lions scored a touchdown with 55 seconds remaining for a 42-35 win over the No. 2 Fighting Saints.

In the second quarter, the offenses of both teams dominated and the Lions went into halftime with a 28-21 advantage.

O'Bryant scored again early in the third quarter on a 10-yard touchdown reception from Staback. Carroll answered though with two straight touchdowns, the final one coming six seconds into the fourth quarter, which tied the game at 35.

The defenses took over for much of the fourth quarter. After a Lindenwood turnover deep in Carroll territory, the Lions' defense forced a turnover on downs. Both teams punted twice after that, with the final punt giving the Lions the ball at their 12-yard line.

On the first play, Staback completed a 49-yard pass to Marcel Thompson to put the ball into Carroll territory. On the next play, O'Bryant rushed for 29 yards to take the ball to the 10-yard line. After two rushes for no gain, Staback found Bramow in the corner of the endzone for a 10-yard touchdown reception with 49 seconds remaining.

Carroll completed one first down on its final drive, but Lindenwood forced another turnover on downs to seal the victory and a trip to Rome, Ga., for the program's first ever appearance in the NAIA Football National Championship game.

Lindenwood finished with 570 yards of offense, 188 on the ground and 382 through the air.

Staback completed 26-of-36 passes for 382 yards and three touchdowns. O'Bryant rushed for 157 yards and two scores and had 43 yards receiving and another score. Bramow had seven catches, two for touchdowns, and 79 receiving yards.

2010 NAIA FIRST ROUND

LINDENWOOD 38, SAINT FRANCIS 46

NOV. 20 | ST. CHARLES, MO.

The No. 5 Lindenwood football team saw its 2010 season come to an end at Hunter Stadium when No. 10 Saint Francis upset the Lions by a 46-38 score. The game had five ties and was not settled until Saint Francis' Austin Coleman hauled in a 15-yard pass from Shaine Tierney with 22 seconds remaining in the game.

The two offenses were the story of the game as the defenses combined to force just two punts. The big difference was two Lindenwood turnovers that Saint Francis turned into 14 points.

Lindenwood had 476 yards of total offense, compared to 438 for Saint Francis. The Lions averaged 9.2 yards per play, and the Cougars had 5.1 yards per play. Lindenwood couldn't get the Cougars off the field though as Saint Francis completed 11 third-down plays and was four-of-four on fourth down. The inability to get the ball out of the Cougars' hands led to Saint Francis holding the ball for over 40 minutes.

Staback finished his Lindenwood career by throwing for 354 yards and four touchdowns. Helmick caught five passes for 108 yards, and Holland had four receptions for 87 yards. O'Bryant had 65 yards rushing and 68 receiving.

Defensively for the Lions, Damian James and Chris Howard each had nine tackles. James had 0.5 tackles for loss and one pass breakup, and Howard had two tackles for loss. Cody Fogle, Nick Tepea, and Dan Carlisle all forced fumbles, but Saint Francis recovered every one. Tepea also had six tackles, two tackles for loss, and the game's only sack.

2012 MINERAL WATER BOWL

LINDENWOOD 21, WINONA STATE 41

DEC. 1 | EXCELSIOR SPRINGS, MO.

The Lindenwood Lions football team closed out its 2012 season with a 41-21 loss to Winona State in the Mineral Water Bowl in Excelsior springs, Mo.

Both offenses started off with long touchdown passes. Dillon Miller hooked up with Andrew Helmick on the third play from scrimmage for an 87-yard pass and catch to give the Lions the early 7-0 lead. The touchdown pass was the third longest in Mineral Bowl history. It didn't take the Warriors long to answer the Lindenwood score.

After the score was tied the Lions offense continued to move the ball, but the drive stalled and James Neal missed a 37-yard field goal attempt. Winona State proceeded to go on a 10-play drive that ended in a field goal and gave the Warriors a 10-7 lead.

With just over nine minutes to play in the first half, Ben Gomez took over at quarterback and proceeded to throw a 58-yard touchdown pass to Helmick to give the Lions the 14-10 lead.

The Lindenwood defense came back onto the field and forced a punt to give the ball right back to the Lions offense. Then everything started to change in the wrong direction for Lindenwood.

Gomez threw an interception on the second play of the drive, which was turned into seven points just five plays later. Then the Winona State defense forced a three-and-out which led to another touchdown late in the half to give the Warriors the 24-14 lead at the break.

The second half started quickly for the Warriors as it took just three plays to go 80-yards for the touchdown. Gomez would throw his second interception of the game on the next possession and once again Winona State turned it into points.

Lindenwood's offense tried to sneak back into the game after going on a 14 play 80-yard drive to cut the lead to 10. But as Winona State had done all game the team answered with a touchdown to put the game out of reach.

The Lions were led by Helmick who caught nine passes for 202 yards and two scores. Alex Robinson also had a good day hauling in six passes for 77 yards. Miller finished the day throwing for 216 yards and two touchdowns, while Gomez compiled 198 yards but threw two interceptions.

2009 NAIA NATIONAL CHAMPIONSHIP

LINDENWOOD 22, SIOUX FALLS 25

DEC. 19 ■ ROME, GA.



The Lindenwood football team fell just three points short of its first ever national championship as No. 1 Sioux Falls beat the No. 3 Lions, 25-22, to win their second consecutive NAIA National Championship.

Lindenwood's defense played its best game of the season, giving up just one offensive touchdown and holding the Cougars, who came into the game averaging 53.6 points, to their lowest point total of the season. The Lions offense, though, was also held below its season numbers by the number one defense in the NAIA.

The big difference in the game was special teams, as a Lindenwood miscue led to a Sioux Falls safety and two big kickoff returns helped the Cougars score their only touchdowns of the game.

Lindenwood won the field position battle in the first quarter but could not take advantage because of numerous small mistakes on the offense side. A dropped pass stalled the team's first drive and led to a punt after a good kickoff return had given the Lions the ball around midfield. Later in the quarter, Lindenwood misplayed the kickoff and was trapped inside the 10 yard line, and on the first play, a bad snap caused Lindenwood to take a safety. The defense was strong early inside Lindenwood territory, allowing just two field goals and having an interception on Sioux Falls' first three drives which gave the Cougars an 8-0 advantage.

Lindenwood's offense finally got things going in its first drive of the second quarter. Richard Murrell kept the drive going with a seven-yard rush on fourth and one, and the drive ended when Matt Bramow made an acrobatic catch in the endzone for a 19-yard touchdown reception. After a three-and-out by Sioux Falls, the Lions quickly took the lead on a three-play 55-yard drive that ended on another Philip Staback touchdown pass to Bramow. Lindenwood's defense made one more first-half stand, recovering a fumble on the Sioux Falls five with under a minute remaining in the half, and the Lions went into halftime ahead 14-8.

The two big special team returns by Sioux Falls occurred in the third quarter, starting with the opening kickoff which the Cougars returned 91 yards to go ahead 15-14. Lindenwood took momentum back when Denodus O'Bryant broke off a 45-yard touchdown run, and Staback rushed for the two-point conversion to make it 22-15. Another big kickoff return by the Cougars put the ball deep into Lindenwood territory, and it took Sioux Falls just three plays to tie the game with a two-yard touchdown run.

Both teams appeared poised to score on their next possession, but neither came away with points. O'Bryant broke off another long touchdown run, but had it called back with a holding call, and the Lions eventually punted. Sioux Falls drove down inside the red zone, but Dan Carlisle intercepted a pass in the endzone to end that drive and the game went into the fourth tied at 22.

After Carlisle intercepted Lorenzo Brown, the Lion offense went three-and-out and was forced to kick the football back to the Cougars. On the ensuing drive the Cougars converted on a key third-down play, but the drive would stall at the Lindenwood 24-yard line. Braden Wiekling kicked his third field goal of the game, this one a 41-yarder to give the Cougars the lead.

Lindenwood would get the football back on its own 24-yard line. After an eight-yard carry by O'Bryant, Staback would rush for a first down. The Lions were stopped on the next three plays and punted the ball away with 7:21 remaining. The Cougars looked ready to run the rest of the clock out, going 13 plays and picking up five first downs, including one on fourth down and one on third. With 1:18 to play, Lindenwood forced a fumble and Carlisle recovered to give Lindenwood one final chance.

The Lions went for it all on the first play with a deep pass to Marcel Thompson, but the throw just overshot the receiver who had a step on his defender. After a three-yard run by O'Bryant, the Lions had a sack and incomplete pass to seal the Cougars' championship.

Lindenwood finished with 233 total yards of offense, compared to 376 for Sioux Falls. The Lions won the turnover margin by three and held Sioux Falls to under 200 yards in the air and on the ground.

Brandon Gould led the defense with eight tackles and an interception. Parks Peterson also had eight tackles, including two for losses 1.5 sacks, and one pass breakup. Carlisle had two turnovers in the contest.



Sioux Falls at Lindenwood

	1	2	3	4	F
Sioux Falls	0	14	8	0	22
Lindenwood	5	3	14	3	25

Team Statistics

	SF	LU
First Downs	24	13
Net Rushing	51-178	24-89
Net Passing	198	144
Total Offense	376	233
Passing	15-24-2	16-26-0
Punting	1-42	5-193
Fumbles-Lost	2-1	1-0
Return Yards	289	201
Penalties-Yards	5-55	6-49

Individual Leaders

Rushing: SF- Lowmiller 27-123-1; Lorenzo Brown 19-71; Porter 4-25; LU O'Bryant 6-60-1; Murrell 7-39; Fore 1-2, Staback 9-10
 Passing: SF - Brown 15-24-2-198; Staback 16-26-0-144-2

Receiving: SF- Ryan 4-68; Anderson 4-40; Theilen 3-19; LeBrun 2-64; Lowmiller 2-7; LU - Bramow 5-56-2; Thompson 4-27; Thomas 3-13; Fleming 2-31; Angell 1-12; O'Bryant 1-5

Defensive Leaders: SF - Studzinski 7 tackles (2 TFL); Holleman 6 tackles; Kala 5 tackles; Schoenfelder 4 tackles; Koolstra 4 tackles (1 TFL); LU - Gould 8 tackles (1 INT); Peterson 8 tackles (2 TFL); Ross 7 tackles; Fogle 7 tackles; Thomas 7 tackles; Prell 7

PLAYOFF TEAM RECORDS

TEAM RECORDS Single-Game

TOTAL OFFENSE

Most Plays:

80 vs. Morningside (2008)
74 vs. Carroll (2009)
71 vs. Lambuth (2008)
69 vs. Carroll (2008)
65 vs. Ottawa (2009)

Most Yards Gained:

566 vs. Morningside (2008)
541 vs. Lambuth (2008)
570 vs. Carroll (2009)
476 vs. Saint Francis (2010)
431 vs. Hastings (2004)

RUSHING

Most Rushes:

39 vs. Lambuth (2008)
37 vs. Hastings (2004)
36 vs. Carroll (2009)
34 vs. Ottawa (2009)
32 vs. Saint Francis (2007)
32 vs. Morningside (2008)

Most Yards Gained:

206 vs. Hastings (2004)
189 vs. Lambuth (2008)
188 vs. Carroll (2009)
155 vs. Langston (2009)
155 vs. Ottawa (2009)

Most Touchdowns:

4 vs. Ottawa (2009)
3 vs. Carroll (2009)
2 vs. Saint Francis (2007)
2 vs. Langston (2009)
2 vs. Lambuth (2008)

PASSING

Most Attempts:

48 vs. Morningside (2008)
43 vs. Carroll (2008)
36 vs. Carroll (2009)
32 vs. Lambuth (2008)
31 vs. Ottawa (2009)

Most Completions:

33 vs. Morningside (2008)
26 vs. Carroll (2009)
25 vs. Carroll (2008)
25 vs. Lambuth (2008)
19 vs. Ottawa (2009)
19 vs. Saint Francis (2010)

Most Had Intercepted:

1 vs. Saint Francis (2007)
1 vs. Carroll (2008)
1 vs. Lambuth (2008)
1 vs. Ottawa (2009)

Most Yards Gained:

454 vs. Morningside (2008)
393 vs. Ottawa (2009)
382 vs. Carroll (2009)
354 vs. Saint Francis (2010)
352 vs. Lambuth (2008)

Most Touchdown Passes:

5 vs. Lambuth (2008)
4 vs. Saint Francis (2010)
3 vs. Carroll (2008)
3 vs. Morningside (2008)
3 vs. Langston (2009)
3 vs. Ottawa (2009)
3 vs. Carroll (2009)

PUNTING

Most Punts:

5 vs. Sioux Falls (2009)
4 vs. Carroll (2008)
4 vs. Ottawa (2009)
3 vs. Hastings (2004)
3 vs. Saint Francis (2007)
3 vs. Lambuth (2008)
3 vs. Carroll (2009)

Highest Average Per Punt

38.6 vs. Sioux Falls (2009)

SCORING

Most Points:

65 vs. Lambuth (2008)
64 vs. Ottawa (2009)
42 vs. Langston (2009)
42 vs. Carroll (2009)
38 vs. Saint Francis (2010)

Most Points, Both Teams:

113 vs. Lambuth (2008)
90 vs. Ottawa (2009)
84 vs. Saint Francis (2010)
77 vs. Carroll (2009)
75 vs. Carroll (2008)

Most Points, First Quarter

14 vs. Saint Francis (2007)
14 vs. Lambuth (2008)
14 vs. Langston (2009)
14 vs. Carroll (2009)
13 vs. Ottawa (2009)

Most Points, Second Quarter

20 vs. Lambuth (2008)
14 vs. Morningside (2008)
14 vs. Carroll (2009)
14 vs. Sioux Falls (2009)
10 vs. Hastings (2004)
10 vs. Carroll (2008)
10 vs. Saint Francis (2010)

Most Points, Third Quarter

37 vs. Ottawa (2009)
21 vs. Langston (2009)
14 vs. Carroll (2008)
14 vs. Lambuth (2008)
14 vs. Saint Francis (2010)

Most Points, Fourth Quarter

17 vs. Lambuth (2008)
13 vs. Carroll (2008)
10 vs. Morningside (2008)
7 vs. Ottawa (2009)
7 vs. Saint Francis (2010)
7 vs. Carroll (2009)

Most Points, First Half

34 vs. Lambuth (2008)
28 vs. Carroll (2009)
21 vs. Morningside (2008)
21 vs. Langston (2009)
20 vs. Ottawa (2009)

Most Points, Second Half

44 vs. Ottawa (2009)
31 vs. Lambuth (2008)
27 vs. Carroll (2008)
21 vs. Langston (2009)
21 vs. Saint Francis (2010)

Most Touchdowns Scored:

9 vs. Lambuth (2008)
9 vs. Ottawa (2009)
6 vs. Langston (2009)
6 vs. Carroll (2009)
5 vs. Carroll (2008)
5 vs. Saint Francis (2010)

Most PATs Made by Kicking:

8 vs. Lambuth (2008)
7 vs. Ottawa (2009)
6 vs. Langston (2009)
6 vs. Carroll (2009)
4 vs. Carroll (2008)
4 vs. Morningside (2008)

Most Two-Point Conversions:

1 vs. Saint Francis (2010)

Most Field Goals Made:

2 vs. Hastings (2004)
2 vs. Morningside (2008)
1 vs. Carroll (2008)
1 vs. Lambuth (2008)
1 vs. Ottawa (2009)
1 vs. Saint Francis (2010)

PENALTIES

Most Penalties:

14 vs. Hastings (2004)
14 vs. Carroll (2009)
13 vs. Lambuth (2008)
13 vs. Langston (2009)
12 vs. Ottawa (2009)

Most Yards Penalized:

153 vs. Langston (2009)
113 vs. Carroll (2009)
112 vs. Saint Francis (2007)
109 vs. Ottawa (2009)
108 vs. Lambuth (2008)

TOTAL DEFENSE

Fewest Total Offense Yds Allowed:

243 vs. Hastings (2004)
369 vs. Carroll (2009)
376 vs. Sioux Falls (2009)
390 vs. Langston (2009)
434 vs. Ottawa (2009)

Fewest Rushing Yards Allowed:

54 vs. Ottawa (2009)
122 vs. Hastings (2004)
125 vs. Langston (2009)
137 vs. Morningside (2008)

142 vs. Saint Francis (2010)

Fewest Passing Yards Allowed:

49 vs. Carroll (2009)
121 vs. Hastings (2004)
127 vs. Carroll (2008)
171 vs. Saint Francis (2007)
198 vs. Sioux Falls (2009)

Most Sacks Recorded by:

4 vs. Langston (2009)
4 vs. Sioux Falls (2009)
3 vs. Ottawa (2009)
3 vs. Morningside (2008)
2 vs. Lambuth (2008)

INTERCEPTIONS

Most Passes Intercepted by:

5 vs. Lambuth (2008)
5 vs. Ottawa (2009)
2 vs. Langston (2009)
2 vs. Sioux Falls (2009)

Most Yards on Int. eturns:

53 vs. Ottawa (2009)
38 vs. Sioux Falls (2009)
37 vs. Langston (2009)
34 vs. Lambuth (2008)

Most TDs on Interception Returns:

1 vs. Lambuth (2008)
1 vs. Langston (2009)
1 vs. Ottawa (2009)

Most Fumble Recoveries:

2 vs. Morningside (2008)
2 vs. Ottawa (2009)
1 vs. Carroll (2008)
1 vs. Lambuth (2008)
1 vs. Sioux Falls (2009)

Most Turnovers:

7 vs. Ottawa (2009)
6 vs. Lambuth (2008)
3 vs. Sioux Falls (2009)
2 vs. Morningside (2008)
2 vs. Langston (2009)

PLAYOFF INDIVIDUAL RECORDS

INDIVIDUAL RECORDS Single-Game

TOTAL OFFENSE

- Most Plays:
50, Ben Kisner (08)
43, Ben Kisner vs. Carroll (08)
43, Philip Staback vs. Carroll (09)
35, Philip Staback vs. SF (09)
32, Ben Kisner vs. Lambuth (08)

- Most Yards Gained:
433, Ben Kisner (08)
376, Philip Staback vs. Carroll (09)
363, Philip Staback vs. St. Francis (10)
353, Ben Kisner vs. Lambuth (08)
228, Emiliano Salazar vs. Hastings (04)

RUSHING

- Most Rushes:
31, DeDe Dorsey vs. Hastings (04)
28, Marceo Haywood vs. S.Western (08)
22, Denodus O'Bryant vs. Carroll (09)
19, Dario Camacho vs. Lambuth (08)
19, Dario Camacho (08)

- Most Yards Gained
195, DeDe Dorsey vs. Hastings (04)
158, Marceo Haywood vs. S.Western (08)
157, Denodus O'Bryant vs. Carroll (09)
134, Dario Camacho vs. Lambuth (08)
102, Dario Camacho vs. Morningside (08)

- Most TDs Scored by Rushing:
2, Richard Murrell vs. St Francis (07)
2, Denodus O'Bryant vs. Ottawa (09)
2, Denodus O'Bryant vs. Carroll (09)

- Longest Rush:
76, DeDe Dorsey vs. Hastings (04)

PASSING

- Most Attempts:
47, Ben Kisner vs. Morningside (08)
43, Ben Kisner vs. Carroll (08)
36, Philip Staback vs. Carroll (09)
32, Ben Kisner vs. Lambuth (08)
27, Ben Kisner vs. Saint Francis (07)
27, Philip Staback vs. Ottawa (09)
27, Philip Staback vs. St Francis (10)

- Most Completions:
32, Ben Kisner vs. Morningside (08)
26, Philip Staback vs. Carroll (09)
25, Ben Kisner vs. Carroll (08)
25, Ben Kisner vs. Lambuth (08)
19, Philip Staback vs. St Francis (10)

- Most Passes Had Intercepted
1, Ben Kisner vs. St Francis (07)
1, Ben Kisner vs. Carroll (08)
1, Ben Kisner vs. Lambuth (08)
1, Philip Staback vs. Ottawa (09)

- Most Yards Gained:
445, Ben Kisner vs. Morningside (08)
382, Philip Staback vs. Carroll (09)
354, Philip Staback vs. St Francis (10)
352, Ben Kisner vs. Lambuth (08)
226, Philip Staback vs. Ottawa (09)

- Most Touchdown Passes:
5, Ben Kisner vs. Lambuth (08)
4, Philip Staback vs. St Francis (10)
3, Ben Kisner vs. Carroll (08)

- 3, Ben Kisner vs. Morningside (08)
3, Philip Staback vs. Langston (09)
3, Philip Staback vs. Ottawa (09)
3, Philip Staback vs. Carroll (09)

- Longest Pass:
68, Staback to O'Bryant vs. St Francis (10)

RECEIVING

- Most Passes Caught:
10, Rudy Fleming vs. Morningside (08)
8, Rudy Fleming vs. Lambuth (08)
7, Matt Bramow vs. Carroll (09)
7, Rudy Fleming vs. Carroll (09)
6, Marcel Thompson (08)
6, Marcel Thompson vs. Carroll (08)

- Most Yards Gained:
169, Rudy Fleming vs. Morningside (08)
123, Rudy Fleming vs. Lambuth (08)
114, Rudy Fleming vs. Langston (09)
109, Marcel Thompson vs. Lambuth (08)
108, Andrew Helmick vs. St Francis (10)

- Most Touchdown Passes Caught:
2, Dario Camacho vs. Morningside (08)
2, Rudy Fleming vs. Lambuth (08)
2, Matt Bramow vs. Carroll (09)
2, Matt Bramow vs. Sioux Falls (09)
2, Andrew Helmick vs. Saint Francis (10)

PUNTING

- Most Punts:
5, Nick Somes vs. Sioux Falls (2009)
4, Nick Somes vs. Carroll (2008)
4, Nick Somes vs. Ottawa (2009)
3, Zac Atterberry vs. Hastings (2004)
3, Zac Atterberry vs. St Francis (07)
3, Nick Somes vs. Lambuth (08)
3, Nick Somes vs. Carroll (09)

- Longest Punt:
65, Zac Atterberry vs. Hastings (04)

INTERCEPTIONS

- Most Interceptions:
2, Brandon Gould vs. Lambuth (08)
2, Brandon Gould vs. Ottawa (09)

- Most Yards on Interception Returns:
40, Damian James vs. Ottawa (09)
38, Brandon Gould vs. Sioux Falls (09)
29, Logen Wright vs. Langston (09)
28, Billy Ray Uren vs. Lambuth (08)
12, Brandon Gould vs. Ottawa (09)

- Longest Interception Return:
40, Damian James vs. Ottawa (09)
38, Brandon Gould vs. Sioux Falls (09)
29, Logen Wright vs. Langston (09)
28, Billy Ray Uren vs. Lambuth (08)
12, Brandon Gould vs. Ottawa (09)

PUNT RETURNS

- Most Punt Returns:
2, Roren Thomas vs. Langston (09)
2, Roren Thomas vs. Carroll (09)

- Most Yards on Punt Returns:
71, Marceo Haywood vs. S.Western (04)

- Longest Punt Return:
49, Roren Thomas vs. Langston (09)

KICKOFF RETURNS

- Most Kickoff Returns:
4, Nate Orlando vs. Morningside (08)
4, Denodus O'Bryant vs. Carroll (09)
3, Thomas Christian vs. St Francis (07)
3, Nate Orlando vs. Carroll (08)
3, Roren Thomas vs. Sioux Falls (09)
3, Denodus O'Bryant vs. St Francis (10)

- Most Yards on Kickoff Returns:
140, Nate Orlando vs. Carroll (08)
109, Mike Bunton vs. Lambuth (08)
94, Denodus O'Bryant vs. Ottawa (09)
76, Denodus O'Bryant vs. St Francis (10)
59, Nate Orlando vs. Morningside (08)

- Most TDs Scored on KO Returns:
1, Mike Bunton vs. Lambuth (2008)
1, Nate Orlando vs. Carroll (2008)
1, Denodus O'Bryant vs. Ottawa (2009)

- Longest Kickoff Return:
94, Nate Orlando vs. Carroll (2008)
94, Denodus O'Bryant vs. Ottawa (09)
85, Mike Bunton vs. Lambuth (2008)
48, Rudy Fleming vs. Langston (09)
36, Denodus O'Bryant vs. St Francis (10)

SCORING

- Most Points Scored:
18, Dario Camacho vs. Morningside (08)
18, Denodus O'Bryant vs. Ottawa (09)
18, Denodus O'Bryant vs. Carroll (09)

- Most Touchdowns Scored:
3, Dario Camacho vs. Morningside (08)
3, Denodus O'Bryant vs. Ottawa (09)
3, Denodus O'Bryant vs. Carroll (09)

- Most Field Goals Made:
2, Jared Tatom vs. Hastings (04)
2, Halley Ferrell vs. Morningside (08)

- 1, Halley Ferrell vs. Lambuth (08)
1, Halley Ferrell vs. Carroll (08)
1, Halley Ferrell vs. Ottawa (09)
1, James Neal vs. Saint Francis (10)

- Most Field Goals Attempted:
5, Halley Ferrell vs. Morningside (08)
3, Halley Ferrell vs. Lambuth (08)
2, Jared Tatom vs. Hastings (04)
1, Halley Ferrell vs. Carroll (08)
1, Halley Ferrell vs. Ottawa (09)
1, James Neal vs. Saint Francis (10)

- Most Extra Points Made by Kicking:
8, Halley Ferrell vs. Lambuth (08)
7, Halley Ferrell vs. Ottawa (09)
6, Halley Ferrell vs. Langston (09)
6, Halley Ferrell vs. Carroll (09)
4, Halley Ferrell vs. Morningside (08)
4, Halley Ferrell vs. Carroll (08)

- Most PATs Attempted by Kicking:
9, Halley Ferrell vs. Lambuth (08)
9, Halley Ferrell vs. Ottawa (09)
6, Halley Ferrell vs. Langston (09)
6, Halley Ferrell vs. Carroll (09)
4, Halley Ferrell vs. Morningside (08)
4, Halley Ferrell vs. Carroll (08)
4, James Neal vs. Saint Francis (10)

- Most Points Scored by Kicking:
11, Halley Ferrell vs. Lambuth (08)
10, Halley Ferrell vs. Morningside (08)
10, Halley Ferrell vs. Ottawa (09)
7, Jarod Tatom vs. Hastings (04)
7, Halley Ferrell vs. Carroll (08)

- Longest Field Goal:
35, Jarod Tatom vs. Hastings (04)
35, Halley Ferrell vs. Ottawa (09)





LINDENWOOD ATHLETICS DEPARTMENT



ABOUT LINDENWOOD ATHLETICS

The Lindenwood University Athletics Department has grown significantly over the past two decades, going from just a few sports to one of the largest athletics departments in the nation. From 1999-2011, Lindenwood had one of the top all-around athletics departments in the NAIA. In 2010, the University announced that it was applying for NCAA Division II membership, and its application was accepted later that summer. After two candidacy years, Lindenwood will be an NCAA Division II Provisional member during the 2012-13 school year.

Lindenwood will have 27 sports compete at the NCAA level. All 21 NAIA championship sports will make the transition to the NCAA. These include baseball, men's and women's basketball, men's and women's cross country, football, men's and women's golf, men's and women's soccer, softball, men's and women's swimming and diving, men's and women's tennis, men's and women's indoor and outdoor track and field, women's volleyball, and men's wrestling. Six other sports will be added as NCAA sports. These are field hockey, gymnastics, women's ice hockey, men's and women's lacrosse, and men's volleyball. Twenty-four of these sports will compete at the NCAA Division II level. Gymnastics, women's ice hockey, and men's volleyball will compete at the National Collegiate level, which is made up mostly of NCAA Division I programs.

In 2012-13, Lindenwood joins the Mid-America Intercollegiate Athletics Association (MIAA), one of the top conferences in NCAA Division II. Other schools in the 15-team league are: University of Central Missouri, University of Central Oklahoma, Emporia State University (Kan.), Fort Hays State University (Kan.), Lincoln University (Mo.), Missouri Southern State University, Missouri Western State University, University of Nebraska-Kearney, Northeastern State University (Okla.), Northwest Missouri State University, Pittsburg State University (Kan.), Southwest Baptist University (Mo.), Truman State University (Mo.), and Washburn University (Kan.).

The MIAA sponsors conference championships in 19 sports. On the men's side, championships are awarded in baseball, basketball, cross country, football, golf, soccer, tennis, indoor track and field, outdoor track and field, and wrestling. Women's championships are in the sports of basketball, cross country, golf, soccer, softball, tennis, indoor track and field, outdoor track and field, and volleyball.

Men's lacrosse is a member of the Eastern College Athletic Conference (ECAC), men's volleyball is a member of the Midwestern Intercollegiate Volleyball Association (MIVA), women's gymnastics is a member of the Midwest Independent Conference (MIC), women's hockey is a member of College Hockey America (CHA), women's lacrosse is a member of the Western Intercollegiate Lacrosse Association (WILA), and women's swimming and diving is a member of the Northern Sun Intercollegiate Conference (NSIC). Men's swimming and diving and field hockey are both independent.

Athletics Philosophy

Lindenwood University is committed to the development of the whole person within a value system that acknowledges our Christian heritage and focuses on a four-dimensional personal growth: mental, social, physical, and spiritual.

The actions of the student-athlete affect both himself/herself and others. In choosing to be a part of the Lindenwood learning community, the student-athlete agrees to be responsible and to choose his/her actions in such a way that they reflect favorably on the student-athlete and the Lindenwood community.

Mission Statement

It is the mission of intercollegiate sports at Lindenwood University to advance learning, enliven campus life, develop leadership skills, and foster the personal growth of the student athlete through offering a high quality athletics program. Athletic department personnel strive to provide model programs that develop meaningful standards of scholarship, athletic performance, leadership, community service, and sportsmanship conduct. Through sports Lindenwood seeks to contribute to a sense of collegiate identity and positive perception in the community. The athletic department shall strive for excellence in the competitive environment in accord with the philosophy, rules, and regulations of the NAIA and other sports governing bodies in which Lindenwood has membership.

NCAA Sports

Men's Sports

Football
Basketball
Baseball
Volleyball
Lacrosse
Wrestling
Golf
Tennis
Track and Field (Indoor)
Track and Field (Outdoor)
Cross Country
Soccer
Swimming and Diving

Women's Sports

Basketball
Softball
Golf
Tennis
Lacrosse
Volleyball
Swimming and Diving
Gymnastics
Track and Field (Indoor)
Track and Field (Outdoor)
Cross Country
Ice Hockey
Field Hockey
Soccer



ATHLETICS DIRECTOR - JOHN CREER



John Creer is in his 24th year at Lindenwood and his 14th year as the Athletics Director in 2014-15. He oversees the largest athletics department at the NCAA Division II level with 27 sports programs.

Creer led Lindenwood through its recent move to the NCAA Division II level which was completed in the summer of 2013. Lindenwood had a very successful transition period including the athletics department winning three conference championships at the NCAA Division II level, and the football team earning a berth in the 2012 Mineral Water Bowl.

In the school's first year of eligibility for NCAA Championship events in 2013-14, the Lions and Lady Lions had 11 teams make the postseason tournament, or have individuals competing at nationals. Lindenwood had three top-10 national finishes with women's lacrosse advancing to the NCAA semifinals, men's soccer advancing to the NCAA quarterfinals, and wrestling coming in seventh as a team at nationals. Lindenwood finished 23rd overall in the Directors' Cup Standings, the second-highest point total in the MIAA and the highest among the 15 schools that were the most recent to go through the NCAA membership process.

Along with the national success, men's soccer, women's lacrosse, and men's swimming and diving won conference championships. Men's soccer became the first Lindenwood program to be ranked No. 1 in the country at the NCAA Division II level.

Off the court in 2013-14, Lindenwood student-athletes had one of their top years in program history in the classrooms. In the fall, Lindenwood student-athletes had their highest semester GPA in school history, and the athletic program continued to have a higher GPA in the spring than the mark of the whole student body. Over 300 student-athletes won academic awards from their various conferences, and Lindenwood had its highest number of Academic All-Americans and Academic All-District selections. The Lindenwood Athletics Department also won the NCAA Division II Award of Excellence in January of 2014 for running an event that best exemplified excellence in the areas covered by the six attributes of NCAA Division II.

Prior to Lindenwood's move to the NCAA, Creer oversaw an athletic department that included 21 NAIA sports programs and 25 other varsity programs that competed in other national organizations. While he was athletics director, those programs captured 40 national championships and 134 conference championships. In the NAIA, the athletics department finished in the top five in the Learfield Sports Directors' Cup in every season but one since he became Athletics Director. In 2001-02 and 2002-03, Lindenwood won the Directors' Cup standings for being the top overall athletics department in the NAIA.

During Creer's tenure, the athletics department has grown in the number athletic programs and in the quality of facilities. Creer has been part of the construction of the Lou Brock Sports Complex, the Lindenwood Track, the purchase of Lindenwood Ice Arena, the major renovations of Harlen C. Hunter Stadium, the building of the new Lindenwood Tennis Courts, and the building of the Student-Athlete Center.

Before becoming the athletic director at Lindenwood, Creer served as the Dean of Students from 1991 until 1999.

Before moving in the administrative side of athletics, Creer was one of the

most successful track and field coaches in the country. Creer began his head coaching career in 1970 at Winter Haven High School (Fla.) where he coached the cross country teams and assisting with the track and field teams. In 1973, Creer accepted a teaching position at Kathleen High School in Lakeland, Fla. and was head coach for the cross country and track and field teams.

In 1975, he moved onto the collegiate level when he became the cross country coach and assistant coach of the track and field team at Troy State University. After the 1977 season Creer moved onto the Division I level at the University of Florida. At Florida he was the associate head coach from 1977-1978 and in 1978-79 became the interim head coach of the Gators.

Next up for Creer was the international level. In 1979, he was the assistant national track and field coach for the Kingdom of Saudi Arabia's Olympic team. In 1983, he would become a head track and field coach at Wayland Baptist University. After a five-year stint at Wayland, Creer was hired to be the Athletics Director and head cross country and track and field coach at Missouri Baptist. In 1991, Creer would move to Lindenwood but it wasn't until 1996 when he became the head coach of the cross country and track and field teams.

During Creer's coaching career he coached three national championship teams in women's track and field, seven men's track and field team championships, two world champions in track and field, three Olympic silver medalists, one Olympic bronze medalists, 15 Olympic games participants, 125 individual national champions and 512 All-Americans.

Not only has Creer coached national championship teams and national champions, he has been awarded many individual accolades. He has been the NAIA National Coach of the Year eight times, the NCCAA National Coach of the Year, the West Texas Hall of Fame Coach of the year three times, and has been named the NAIA region and conference coach of the year numerous times.

To go along with all of the coach of the year awards Creer has been inducted into five Halls of Fame. He was inducted into the NAIA Hall of Fame in 2001, the Missouri Baptist Hall of Fame in 2006, the Lindenwood University Sports Hall of Fame in 2007, the Wayland Baptist Hall of Fame in 2009, and the Drake Relays Hall of Fame in 2014.

Along with his numerous duties at Lindenwood, Creer is the chair of the Lindenwood Sports Hall of Fame committee, and is on the Board of Directors for the Saint Charles YMCA.

Creer received his bachelor's degree in English from Western Michigan University in 1970 and earned his master's degree from Troy State in Educational Administration and Supervision in 1976.

Creer is married to his wife Liz and has three daughters (Kimberly, Jennifer, Ashley), three grandsons, and one granddaughter.

NAIA DIRECTORS' CUP FINISHES

UNDER JOHN CREER

- 1997 – 21st (NAIA)
- 1998 – 17th (NAIA)
- 1999 – 4th (NAIA)
- 2000 – 2nd (NAIA)
- 2001 – 4th (NAIA)
- 2002 – 1st (NAIA)
- 2003 – 1st (NAIA)
- 2004 – 3rd (NAIA)
- 2005 – 2nd (NAIA)
- 2006 – 2nd (NAIA)
- 2007 – 2nd (NAIA)
- 2008 – 7th (NAIA)
- 2009 – 3rd (NAIA)
- 2010 – 5th (NAIA)
- 2011 – 5th (NAIA)
- 2013 – 23rd (NCAA)

STAFF DIRECTORY

ATHLETICS ADMINISTRATION

John Creer.....	Athletics Director.....	636-949-4777
Chanda Jackson.....	Assistant Athletics Director.....	636-949-4632
Christine Rebori.....	Assistant AD/Compliance.....	636-255-2216
Scott Queen.....	Associate AD/External Affairs.....	636-949-4920
Carl Hutter.....	Assistant AD/Facilities.....	636-949-4813
Lisa Hundelt.....	Administrative Assistant.....	636-949-4600

ATHLETICS STAFF

David Arns.....	Faculty Athletics Rep.....	636-949-4789
Jane Baum.....	Athletics Development Director.....	636-949-4427
Jack Cribbin.....	Marketing Director.....	636-949-4145
Katie Griffin.....	Director of Student Success.....	636-949-4133
Anna Girdwood.....	Assistant Director of Compliance.....	636-949-4654
Rick Gorzynski.....	Director of Academic Success.....	636-949-4133
Lisa Hundelt.....	Administrative Assistant.....	636-949-4600
Tom Wagganer.....	Director of Game Operations.....	636-949-4533

SPORTS INFORMATION

Daniel Newton.....	Director.....	636-949-4368
Mike Morgan.....	Assistant Director.....	636-627-2534

ATHLETIC TRAINING

Randy Biggerstaff.....	Director of Athletic Training.....	636-949-4683
Dan Brennan.....	Assistant Athletic Trainer.....	636-949-4365
Aedryan Cox.....	Assistant Athletic Trainer.....	636-949-4799
Tom Godar.....	Assistant Athletic Trainer.....	636-949-4628
Abby Miller.....	Assistant Athletic Trainer.....	636-949-4819
Carrie Moore.....	Assistant Athletic Trainer.....	636-949-4302
Delaine Young.....	Assistant Athletic Trainer.....	636-949-4684

STRENGTH AND CONDITIONING

Betsy Fuetz.....	Director.....	636-949-6448
Shawn Nagel.....	Strength and Conditioning Coach.....	636-949-4753
Travis Pelletier.....	Strength and Conditioning Coach.....	636-949-4140
Jessica Randolph.....	Strength and Conditioning Coach.....	636-441-6448
Michael Reese.....	Strength and conditioning Coach.....	636-949-4140

BASEBALL

Doug Bletcher.....	Head Coach.....	636-949-4185
Nathan Buester.....	Assistant Coach.....	636-949-4358
Ryan Shockley.....	Assistant Coach.....	636-949-4393
A.J. Koenig.....	Assistant Coach.....	636-949-2119

MEN'S BASKETBALL

Brad Soderberg.....	Head Coach.....	636-949-4633
Terry Hollander.....	Assistant Coach.....	636-949-4633
Marshall Newman.....	Assistant Coach.....	636-949-4374

WOMEN'S BASKETBALL

Tony Francis.....	Head Coach.....	636-949-4190
Melanie Schmidt.....	Assistant Coach.....	636-949-4190
Jeremy Leake.....	Assistant Coach.....	636-949-4798

CROSS COUNTRY/TRACK AND FIELD

Scott Roberts.....	Head Coach.....	636-949-4801
Randy Cole.....	Cross Country Head Coach.....	636-949-4801
Richard Cochran.....	Assistant Coach.....	636-949-4801

FIELD HOCKEY

Sarah Johnson.....	Head Coach.....	636-949-4317
Sara Confer.....	Assistant Coach.....	570-466-4361

FOOTBALL

Pat Ross.....	Head Coach.....	636-949-4800
Austin Bortle.....	Assistant Coach.....	636-949-4749
Matt Karleskint.....	Assistant Coach.....	636-949-4199
Deion Melvin.....	Assistant Coach.....	636-255-2245
Kent Maugeri.....	Assistant Coach.....	636-949-4383
Alex Pfannenstiel.....	Assistant Coach.....	636-272-2551
Marcus Yokeley.....	Assistant Coach.....	636-949-4559

MEN'S GOLF

Derek Schaub.....	Head Coach.....	636-949-4945
-------------------	-----------------	--------------

WOMEN'S GOLF

Abby Webber.....	Head Coach.....	636-949-4434
------------------	-----------------	--------------

WOMEN'S GYMNASTICS

Jen Kesler.....	Head Coach.....	636-949-4598
Jen Grabowski.....	Assistant Coach.....	636-949-4598

WOMEN'S ICE HOCKEY

Scott Spencer.....	Head Coach.....	636-949-4139
Samantha Ullrich.....	Assistant Coach.....	636-949-4139
Cory Whitaker.....	Assistant Coach.....	636-332-4600
Rick Pratt.....	Equipment Manager.....	636-332-4600

MEN'S LACROSSE

Jim Lange.....	Head Coach.....	636-949-4498
Scott Stark.....	Assistant Coach.....	636-332-4498

WOMEN'S LACROSSE

Jack Cribbin.....	Head Coach.....	636-949-4145
Brian Smith.....	Assistant Coach.....	636-441-4317

MEN'S SOCCER

Carl Hutter.....	Head Coach.....	636-949-4813
Nenad Curic.....	Assistant Coach.....	636-949-4693

WOMEN'S SOCCER

Laurie Kaminski.....	Head Coach.....	636-949-4614
Jeff Vaninger.....	Assistant Coach.....	636-627-2901

SOFTBALL

Don Loberg.....	Head Coach.....	636-949-4995
Kristin Miller.....	Assistant Coach.....	636-949-4995

MEN'S AND WOMEN' SWIMMING AND DIVING

Jason Owen.....	Head Coach.....	636-949-4999
Jonathan Lau.....	Assistant Coach.....	636-949-4403
Chris Pape.....	Assistant Coach.....	636-949-4999

MEN'S AND WOMEN'S VOLLEYBALL

Ron Young.....	Head Coach.....	636-949-4634
Cary Cusumano.....	Assistant Coach.....	636-441-4634

MEN'S AND WOMEN'S TENNIS

Bill Vahle.....	Head Coach.....	636-949-4363
-----------------	-----------------	--------------

WRESTLING

Chad Smith.....	Head Coach.....	636-949-4827
Jimmy Rollins.....	Assistant Coach.....	636-949-4827

MEN'S VOLLEYBALL

Kris Dorn.....	Head Coach.....	636-627-2961
Joe Deimeke.....	Assistant Coach.....	636-627-2961

INTRODUCTION / MEDIA INFO

OUTLOOK

COACHES

2014 LIONS

OPPONENTS

2013 REVIEW

HISTORY

LINDENWOOD

STAFF DIRECTORY




John Creer
Athletic Director



Chanda Jackson
Assistant AD



Scott Queen
Associate AD/
External Affairs



Christine Rebori
Associate AD/
Compliance



David Arns
Faculty Rep.



Anna Girwood
Assistant Director
Compliance




Katie Griffin
Student
Development



Rick Gorzynski
Academic Success



Lisa Hundelt
Administrative
Assistant



Mike Morgan
Assistant SID



Daniel Newton
SID



Tom Waggener
Event Operations



Randy Biggerstaff
Head Athletic
Trainer



Doug Bletcher
Baseball



Jack Cribbin
Women's Lacrosse



Tony Francis
Women's Basketball



Carl Hutter
Men's Soccer



Sarah Johnson
Field Hockey



Laurie Kaminski
Women's Soccer



Jen Kessler
Gymnastics



Jim Lange
Men's Lacrosse



Don Loberg
Softball



Jason Owen
Swimming /Diving



Scott Roberts
Track and Field



Pat Ross
Football



Derek Schaub
Men's Golf



Chad Smith
Wrestling



Brad Soderberg
Men's Basketball



Bill Vahle
Tennis



Abby Webber
Women's Golf



Ron Young
Women's Volleyball



Kris Dorn
Men's Volleyball



HUNTER STADIUM



HUNTER STADIUM A CLOSER LOOK



Hunter Stadium is one of the busiest places on campus throughout the year. It is the home for Lindenwood football, men's and women's soccer, field hockey, and both men's and women's lacrosse programs. The stadium was built in 1976 by the St. Louis football Cardinals as a place to hold their training camp. In 1988, the stadium was renovated and a new artificial turf was installed. Eleven years later in 1999, Hunter Stadium debuted a new turf called Astro Play.

After the 2004 season, Hunter Stadium would undergo its biggest renovation. The stadium was completely renovated, including end zone seating, a brand new two-story press box with luxury boxes, and a new concession area.

In 2009, the playing surface at the facility was replaced with Enviroturf. The next renovation was more of an addition. An academic success center, plus coaches' offices, and new locker rooms, were added in 2012. The three-story building was added behind the south endzone. The facility has hosted NAIA football playoff games in 2004, 2008, 2009, and 2010, and the

NAIA Women's Soccer National Championships in 2001 and 2002. In 2009 and 2010, the St. Louis Rams held training camp scrimmages at Hunter Stadium. Both games drew over 5,000 spectators. During the NFL lockout in 2011, several St. Louis Rams players chose Lindenwood for offseason training.

The stadium is named after Dr. Harlen C. Hunter, who founded the St. Louis Orthopedic Sports Medicine Clinic in Chesterfield in 1979, the first clinic of its kind in the St. Louis area. Hunter was the key to the upgrades of the playing surface in 1988.





STADIUM FACTS

Capacity	6,000
Surface	EnviroTurf
Location	St. Charles, Mo.
First Game	1990
Opponent	Dana (Neb.)
Score	Lindenwood 21-14
All-Time Home Record	82-47

FIRST HOME GAME

Fourteen years after the stadium was built the Lindenwood football team played its first game in the stadium. The Lions took on Dana College and won the game 21-14. The win was the first of four wins the brand new program put together in its first season.

PROFESSIONAL FOOTBALL

Well before any collegiate football was played on the field, the NFL was the only American football you could see on it. The St. Louis Cardinals football team helped build the stadium and used it as its location for summer training camp. Not only did the Cardinals use the stadium but in the 2000's the St. Louis Rams would start having preseason scrimmages at the stadium

NAIA FOOTBALL

For the first time in school history, the NAIA Football Championship Series came to Hunter Stadium in 2004. Since 2004, the stadium has hosted four more postseason games.

BUSY PLACE

Football is far from the only events that happen on the Hunter Stadium turf. On any day, you can watch a multitude of sports, from football, to soccer, to lacrosse, to field hockey, to even men's and women's rugby.

YEAR-BY-YEAR HOME RECORDS

Year	Record
1990	5-2
1991	2-3
1992	1-4
1993	2-4
1994	2-2
1995	4-3
1996	3-2
1997	4-1
1998	3-1
1999	3-2
2000	1-6
2001	3-2
2002	1-4
2003	3-3
2004	5-1
2005	4-1
2006	4-2
2007	5-0
2008	6-0
2009	7-0
2010	5-1
2011	5-1
2012	4-2
2013	2-3



STUDENT-ATHLETE CENTER

INTRODUCTION / MEDIA INFO

OUTLOOK

COACHES


2014 LIONS

OPPONENTS

2013 REVIEW

HISTORY

LINDENWOOD



The Lindenwood University Student-Athlete Center is a 43,450-square-foot athletic building with an academic support center, locker rooms for football and other Hunter Stadium sports, coaches' offices, and a Hall of Fame Room. The building opened in early September 2012.

The ground floor of the building will house home and visitor locker rooms and athletic training facilities. The nearly 3,000-square-foot academic success center is on the second floor, along with locker rooms for men's and women's soccer, men's and women's lacrosse, and field hockey. The third floor overlooks the bleachers and the scoreboard, and consists of coaches' offices, a Hall of Fame Room, and meeting rooms.

ATHLETIC FACILITIES

FOOTBALL
SOCCER
FIELD HOCKEY
LACROSSE



ICE HOCKEY



TENNIS



BASKETBALL
WRESTLING
VOLLEYBALL
GYMNASTICS



BASEBALL



SOFTBALL



TRACK AND FIELD



SWIMMING AND DIVING





THURSDAY, SEPT. 5
LINCOLN
 ST. CHARLES, MO.



SATURDAY, SEPT. 28
MISSOURI S&T
 ST. CHARLES, MO.



SATURDAY, OCT. 19
EMPORIA STATE
 ST. CHARLES, MO.



SATURDAY, NOV. 9
PITTSBURG STATE
 ST. CHARLES, MO.



SATURDAY, SEPT. 14
SOUTHWEST BAPTIST
 BOLIVAR, MO.



SATURDAY, OCT. 5
NEBRASKA-KEARNEY
 KEARNEY, NEB.



SATURDAY, OCT. 26
WASHBURN
 TOPEKA, KAN.



SATURDAY, SEPT. 21
CENTRAL MISSOURI
 WARRENSBURG, MO.



SATURDAY, OCT. 12
FORT HAYS STATE
 HAYS, KAN.



SATURDAY, NOV. 2
MISSOURI SOUTHERN
 JOPLIN, MO.



LINDENWOODLIONS.COM