

Lindenwood University

Digital Commons@Lindenwood University

Athletic Guides

Athletic Guides and Season Schedules

Fall 2012

2012-2013 Lindenwood University Men's Volleyball Media Guide

Lindenwood University

Follow this and additional works at: https://digitalcommons.lindenwood.edu/sports_guides



Part of the [Sports Studies Commons](#)

LINDENWOOD MEN'S VOLLEYBALL



2013 MEDIA GUIDE



2013 MEN'S VOLLEYBALL SCHEDULE

DATE	OPPONENT	TIME
Jan. 26	Ohio State*	7:00 p.m.
Jan. 27	Ohio State*	2:00 p.m.
Jan. 29	Missouri Baptist	7:00 p.m.
Feb. 1	IPFW (Ind.)*	7:00 p.m.
Feb. 2	Ball State (Ind.)*	7:30 p.m.
Feb. 8	Lewis (Ill.)*	7:00 p.m.
Feb. 9	Loyola - Chicago (Ill.)*	7:00 p.m.
Feb. 13	Quincy (Ill.)*	7:00 p.m.
Feb. 15	Milwaukee Engineering (Wis.)	1:00 p.m.
Feb. 16	St. Xavier (Ill.)	1:00 p.m.
Feb. 16	Carthage (Wis.)	3:00 p.m.
Feb. 21	Belmont Abbey (N.C.)	7:00 p.m.
Feb. 22	Limestone (S.C.)	7:00 p.m.
Feb. 23	Pfeiffer (N.C.)	5:00 p.m.
Mar. 1	Carthage (Wis.)^	4:00 p.m.
Mar. 1	King (Tenn.)^	7:00 p.m.
Mar. 2	Limestone (S.C.)^	2:00 p.m.
Mar. 5	Belmont Abbey (N.C.)	4:00 p.m.
Mar. 5	Fontbonne (Mo.)	6:00 p.m.
Mar. 12	Hannibal LaGrange (Mo.)	7:00 p.m.
Mar. 15	Quincy Tournament	TBA
Mar. 16	Quincy Tournament	TBA
Mar. 19	Missouri Baptist	7:00 p.m.
Mar. 22	Lewis (Ill.)*	7:00 p.m.
Mar. 23	Loyola - Chicago (Ill.)*	7:00 p.m.
Mar. 27	Quincy (Ill.)*	7:00 p.m.
April 5	IPFW (Ind.)*	7:00 p.m.
April 6	Ball State (Ind.)*	7:00 p.m.
April 11	Grand Canyon (Ariz.)*	6:00 p.m.
April 13	Grand Canyon (Ariz.)*	6:00 p.m.

Bold Denotes Home Games

^ Denotes LU Classic Tournament

Denotes Quincy Tournament

* Denotes MIVA Conference Game



WHAT'S INSIDE

Media Info.....	3-5
2013 Preview.....	6-8
Coaching Staff	
Coach Young.....	10-11
Assistant Coaches.....	12-13
Roster	
Roster.....	15
Roster Breakdown.....	16
Spotting Chart.....	17
Player Profiles	
Calder, Cox.....	18
Saunders, Adams.....	19
Buehler, Huizinga.....	20
Poole, Schmidt.....	21
Siwicki, Bequette.....	22
Cruz, Hackworth.....	23
Jarus, Kleffner.....	24
Overby.....	25
Incoming Freshmen	
Harris, Moore, Sprague, Tisdale.....	26
2013 Opponents	
MIVA Conference.....	28-29
2013 Opponents.....	30-33

2012 In Review	
2012 Season in Review.....	34-35
2012 Box Scores.....	36-39
2012 Statistics.....	40-47

History	
NAIA Tournament Appearances.....	49
2009 National Championship.....	50-51
Career Records.....	52
Season Records.....	53
Team Records.....	54
All-Americans.....	55
All-Time Scores.....	56-58
All-Time Head-to-Head.....	59

Athletics Department	
Athletics Director.....	63
Staff Directory.....	64
NCAA Coaches.....	65
Athletics Department History.....	66-67

Hyland Arena.....	68-69
Fitness Center.....	70
Hit Center.....	71
Lindenwood Facilities.....	72
About Lindenwood.....	73-77

St. Louis.....	78-79
St. Charles.....	80-81

QUICK FACTS

Location.....	St. Charles, Mo.
Founded.....	1827
Enrollment.....	8,787
Affiliation.....	NCAA Div. II Provisional
Conference.....	MIVA
Nickname.....	Lions
Colors.....	Black and Gold
Arena.....	Robert F. Hyland Arena
Capacity.....	3,000
President.....	Dr. James D. Evans
Dean of Athletics.....	John Creer
Head Coach..... Ron Young	
Alma Mater.....	Northwest Missouri
Career Record.....	322-100 (13th season)
LU Record.....	Same
Assistant Coach.....	Cary Cusumano
Assistant Coach.....	Luke Young
Graduate Assistant.....	Mike Warren
2012 Record.....	19-13
Men's Volleyball Contact..... Jen Lawson	
Office Phone.....	(636) 949-4368
Cell Phone.....	(217) 369-4402
Fax.....	(636) 949-4636
Email.....	jlawson@lindenwood.edu
Website.....	www.lindenwoodlions.com

The 2013 Lindenwood Men's Volleyball Media Guide was written and designed by Graduate Assistant Jen Lawson. Editorial assistance was provided by the Lindenwood Sports Information the Public Relations Offices. Photos used in media guide take by Don Adams Jr. unless otherwise noted.

SPORTS INFORMATION

General Information

The Lindenwood Sports Information Staff is your host for each and every home Lion basketball game. Assistant Sports Information Director Mike Morgan will be your main contact for any questions. Game notes, rosters, and game day programs will be available before each game. A full statistical booklet will be available 20 minutes after the conclusion of the contest.

Press Row

Lindenwood's Press Row is located on the east side of the Arena. Press Row is a working facility, and there will be no cheering. Restrooms for the media are located in the main entrance of the arena.

Working Credentials

All working media will be required to wear media credential, at all times. All requests for credentials should be made to the Lindenwood Sports Information Office.

The Lindenwood Sports Information Department has designed this media guide to assist the media in covering the 2011 Lindenwood men's volleyball team. If there is any information that you need and can't find, you are welcome to contact the Sports Information Department. You may also find more information on www.lindenwoodlions.com. If you would like to request photos or interviews for feature stories, contact the SID office.

Daniel Newton - SID
Phone: 636-949-4368
dnewton@lindenwood.edu

Jen Lawson - Volleyball Contact
Phone: 636-949-4368
jlawson@lindenwood.edu

Phone and Fax Numbers

The Lindenwood Athletics Department can be reached by calling 636-949-4600. The department's fax number is 636-949-4636.

Statistics

Lindenwood uses Stat Crew Statistical program for men's volleyball. Stat Crew rosters will be available for opposing schools, and a packed game file will be sent following the conclusion of the game.

Radio/TV

Selected home men's volleyball games will be broadcasted live on 89.1 FM KCLC and on LUTV. You can also log onto lindenwoodlions.com to log onto streaming video and audio.

Visiting Radio

Request for radio broadcast at the Hyland Arena must be made through the Lindenwood Sports Information office. Lindenwood offers a courtesy phone line for visiting radio. The phone number will be available by calling the Lindenwood Sports Information Department.

LINDENWOOD SPORTS INFORMATION



Daniel Newton came to Lindenwood University in December of 2006 as the school's Sports Information Director. He is in his 14th year working full-time in a Sports Information Office.

At Lindenwood, Newton helps with the public relations effort and statistical operations for the 27 NCAA sports. From 2006-11, he also assisted with the public relations for 21 Student Life Sports. Besides his regular duties, Newton has assisted with starting the Lindenwood Athletics Hall of Fame in 2007, created a new athletics website in 2009, and led the redesign of the athletics website in 2012. He has also researched many historical items about Lindenwood athletics, including creating record books for numerous athletic teams.

In 2007, Newton became the first person at Lindenwood to nominate deserving student-athletes in the prestigious Capital One Academic All-American program. Since that time, Lindenwood student-athletes have won 23 academic all-district honors and five Academic All-American awards.

Newton served as the NAIA media relations contact at the 2009-11 NAIA Swimming and Diving National Championships, and worked in the press room at the 2009 and 2011 NAIA Division I Men's Basketball National Championships.

Prior to coming to Lindenwood, Newton served as the Media Relations Coordinator at Truman State University from 2002-2006, and was the Assistant Media Relations Director at Portland State University from 1999-2002. He has also worked in press rooms for various professional teams, including the Portland Trailblazers (NBA) and Portland Beavers (Triple A Baseball), and was the assistant media relations contact for the 2000 NCAA Division I Women's Basketball West Regional.

Newton worked as a student assistant in the Sports Information Office at Truman from 1996-99 and received a bachelor degree in business administration from Truman in 1999. He earned his master's in sports management from Lindenwood in 2009.

Newton is a member of the College Sports Information Directors of America. He has won numerous awards from that organization for his works on designing and producing media guides.

Daniel and wife, Jennifer, reside in St. Peters, Mo. and have two sons, Bryan and Jordan.



Mike Morgan is entering his second year as the Assistant Sports Information Director at Lindenwood University. Before moving into his current role, he served as a graduate assistant in the Sports Information Office for two years.

Morgan will design all media guides, game day programs, and graphic design work that will be displayed on the Lindenwood athletic website.

During his time as a graduate assistant, Morgan helped implement a new athletic website and assisted with the 2010 and 2011 NAIA Swimming National Championships. He also assisted on press row for the 2010 and 2011 NAIA Basketball National Championships. In 2012, he worked on press row for the NCAA Division I Men's Basketball Tournament.

Prior to his time at Lindenwood, Morgan was the Director of Broadcasting/Media Relations Director for the River City Rascals, a minor league baseball team in O'Fallon, Mo. He was also the play-by-play voice for the team. After his stint with the Rascals, he moved on to become the Senior Staff Writer for St. Louis Scoop High School Sports Magazine, where he wrote over 35 feature length articles a week to go along with designing the magazines.

In 2009, Morgan was the play-by-play voice for the Lindenwood football team who played in the NAIA National Championship game against Sioux Falls. That was Morgan's second stint as the play-by-play voice. In 2004, Morgan was behind the mic for the first ever undefeated regular season in school history.

Morgan received his bachelor's degree in mass communication from Lindenwood in 2004 and his master's degree in business communications in 2011.

Mike and his wife, Nichole, reside in O'Fallon, Mo. and have a son, Kevin, and two daughters, Natalee and Reagan.



LINDENWOOD MEN'S VOLLEYBALL MEDIA LIST

TELEVISION

KSDK
 1000 Market Street
 St. Louis, Mo. 63101
 314-421-5055
 Rene Knott - Sports Director
 rknott@ksdk.com

KMOV
 One Memorial Drive
 St. Louis, Mo. 63102
 314-621-4444
 Steve Savard - Sports Director
 sports@kmov.com

KTVI
 2250 Ball Drive
 St. Louis, Mo. 63146
 314-213-2222
 Martin Kilcoyne - Sports Director
 martin.kilcoyne@tvstl.com

LUTV
 209 S. Kingshighway
 St. Charles, Mo. 63301
 636-949-4167
 Ed Voss - Station Manager
 evoss@lindenwood.edu

PRINT

St. Louis Post Dispatch
 900 North Ticker Blvd.
 St. Louis, Mo 63101
 314-340-8000

St. Charles Journal
 4212 N. Service Road
 St. Peters, Mo. 63376
 636-946-6111

Mid Rivers Newsmagazine
 754 Spirit 40 Park Drive
 Chesterfield, Mo. 63005
 636-591-0010
 Terry Dean - Publisher

Lindenwood Legacy
 209 S. Kingshighway
 St. Charles, Mo. 63301
 636-949-4364
 Tom Pettit - Editor
 tpettit@lindenwood.edu

RADIO

WXOS ESPN Radio (101.1 FM)
 11647 Olive Blvd
 St. Louis, Mo. 63141
 (314) 983-6000

KMOX Radio (1120 AM)
 One Memorial Drive
 St. Louis, Mo. 63102
 314-621-2345

KTRS Radio (550 AM)
 638 West Port Plaza
 St. Louis, Mo. 63146
 314-453-5500

KFNS Radio (590 AM)
 8045 Big Bend Suite 200
 St. Louis, Mo. 63119
 314-962-0590

KCLC Radio (89.1 FM)
 209 S. Kingshighway
 St. Charles, Mo. 63301
 636-949-4891
 Mike Wall - Station Manager
 mwall@lindenwood.edu



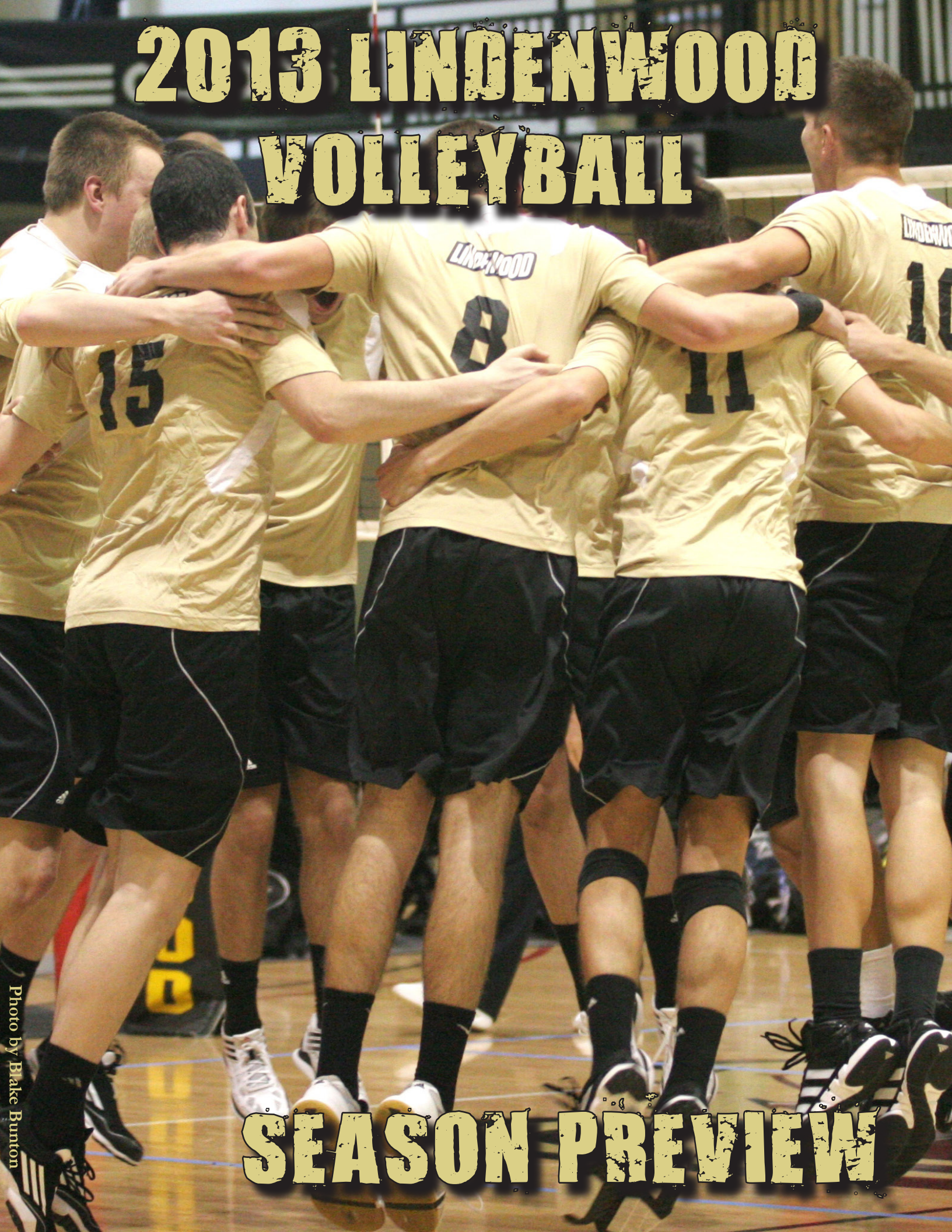
WWW.LINDENWOODLIONS.COM

LIVE STATS

OHIO STATE	0	0	0	0	LINDENWOOD
SETS	0	0	0	0	0
GAME	0	0	0	0	0
SERVING	0	0	0	0	0

TEAM STATISTICS	KILLS	HITTING PCT %	SET ASSISTS	SERVICE ACES	TOTAL SERVES	DIGS	TOTAL BLOCKS
0	0	0	0	0	0	0	0
0	0	0	0	0	0	0	0
0	0	0	0	0	0	0	0
0	0	0	0	0	0	0	0
0	0	0	0	0	0	0	0
0	0	0	0	0	0	0	0
0	0	0	0	0	0	0	0

2013 LINDENWOOD VOLLEYBALL



SEASON PREVIEW

Photo by Blake Bunton



The Lindenwood men's volleyball team is preparing to start the 2013 season as it will be in its inaugural year of being NCAA Division II. As a result of the change from NAIA to NCAA, the Lions are the newest members of the Midwestern Intercollegiate Volleyball Association, an eight team league that spans from Ohio all the way to Arizona.

"We are extremely excited to be part of the MIVA conference. It will give us a challenging schedule – never an easy match like we have had in previous conferences," said head coach Ron Young. "Being part of the NCAA and the MIVA conference has helped us on the recruiting side as well."

Members of the MIVA include Ball State, Grand Canyon, Indiana-Purdue at Fort Wayne, Lewis, Loyola-Chicago, Ohio State and Quincy. Lewis and Ohio State were co-champions of the MIVA conference regular season last year with a 9-3 record in the MIVA while Lewis won the MIVA conference tournament.



One of the most anticipated matches for the Lions is the first match of the season. The Lions are starting MIVA play right away as they will welcome Ohio State to Hyland Arena. The Buckeyes have always been a strong team in the conference and two years ago they won the NCAA National Championship.

Lindenwood will have 14 total matches during the season against schools in the MIVA Conference. Seven out of the first eight matches are against MIVA teams. After that, Lindenwood will take a break from conference action before wrapping up the 2013 season with seven straight MIVA matches. The Lions will end the season out at Grand Canyon on April 11 and 13.

On February 21-23, the Lions will travel to the Carolina's for three, non-conference match-up against schools in the Conference Carolinas. On February 21, Lindenwood

will take on Belmont Abbey. Belmont Abbey men's volleyball team is in its inaugural season. Lindenwood will then travel to South Carolina for a match against Limestone. The Saints finished the 2012 season with a 14-11 overall record and 7-3 in the Conference Carolinas. To wrap up its Carolina trip, Lindenwood will play against Pfeiffer. Pfeiffer finished the 2012 season with a 21-6 overall record and 9-1 record in the Conference Carolinas.

Promptly after returning from its Carolina trip, Lindenwood will host four other schools, including fellow conference member in Quincy, in the Lindenwood Classic. Starting on March 1, the Lions will play in three matches in two days. Lindenwood will start the tournament with a match against Carthage, its second of the season. Later that evening, the Lions will have a match against King. On Saturday, Lindenwood will wrap up the tournament with its second match of the season against Limestone.

Just two weeks later, Lindenwood will travel to Quincy for its final tournament of the season.

Lindenwood will look to Michael Adams for leadership on the court. Adams was second on the team in kills in 2012, producing 283 kills at 2.67 kills per set. Adams played in all but one match for the Lions and led the team in service aces with 28.

Sophomore Logan Jarus was a key point of the Lions defense last season. The 6-6 middle blocker led the squad in total blocks with 115 and was second on the team in solo blocks with 17. Along with his defensive strengths, as a freshman, Jarus was third on the team in total kills with 179 at 1.61 kills per set. He also played and started in all 32 matches for the Lions.



Lindenwood also welcomes the return of its primary setter and libero. Playing in 27 matches for the Lions, Tim Schmidt recorded a team-high 950 assists to go along with 53 kills during the

Sophomore Ted Kleffner and freshmen Mike Harris, Ryan Moore, David Sprague, and Zach Tisdale are also welcomed to the 2013 Lindenwood squad. Harris will be redshirting this season, but the remainder of the

season. Senior Chris Cox will also assist in setting duties, as he contributed 200 assists last season, second on the team in that category.

Libero Cory Buehler dug out a team-high 186 digs during the season, averaging over 2.16 digs per set. Along with Buehler, the Lions will look to junior David Poole for more depth in the defensive specialist position. Poole recorded 90 digs last season while playing in 78 sets.

Another key offensive threat for the Lions lies with Scott Siwicki. Siwicki recorded 152 kills in just 80 sets last season as well as recording 12 services aces.

Senior Casey Calder, a defensive specialist in the past, will exchange roles for the 2013 season and will provide more depth for the Lions at the outside hitter position. Thomas Cruz and JeVaughn Saunders will also contribute more depth to the Lindenwood offense. These three players combined add an additional 57 sets of playing time last season.

Four members of the squad will return to the lineup after redshirting during the 2012 season. Tim Huizinga and Kyle Overby will bring more to the outside hitter position while Zach Bequette steps in as a middle hitter and Colin Hackworth, a 6-9 sophomore, will step in as an opposite side hitter.

newcomers will be looking for playing time. As a team last season, the Lions averaged 12.76 kills per set, 0.75 kills higher than their opponents. The team also hit .245 as a whole, .022 higher than its opponents. Lindenwood averaged almost an ace per set and 2.4 total blocks per set during the 2012 season.

“This group of players is constantly pushing each other to get better – competition at each position is very high,” stated Young. “They are more serious about their preparation this season and I believe they have good team chemistry which still has room for growth.”



MEDIA INFORMATION

COACHING STAFF

2013 ROSTER

2013 OPPONENTS

2012 STATISTICS/RECORDS

ATHLETIC DEPARTMENT

FACILITIES

LINDENWOOD

ST. LOUIS AREA



2013 LINDENWOOD VOLLEYBALL



COACHING STAFF



HEAD COACH RON YOUNG

13TH SEASON



Ron Young is in his 14th season as a volleyball coach at Lindenwood in 2012-13. He will be in his 13th season as the men's volleyball head coach and his 11th year as the head coach of the women's team.

Young's teams have won a combined 632 matches and 12 conference championships. He has led teams to their national tournaments 13 times, and has captured one national

championship.

Young won his national championship in 2009 when the men's squad captured the NAIA National Invitational Tournament. The Lions won their final 26 matches, including a 3-0 victory over California Baptist in the championship contest. Lindenwood finished that year with a 37-3 record.

On the men's side, Young has a career record of 323-100. He took the Lions to 10 NAIA National Invitational Tournaments. Besides the national championship in 2009, Lindenwood also reached the championship match in 2002, 2005, and 2006, and made semifinal appearances in five other seasons.

Last year, Young led Lindenwood to an impressive 19-13 overall record during its transition season from the NAIA to the NCAA level. The Lions went 9-7 against NCAA Division I-II programs, including a 3-0 victory over Ball State in the final home match of the season.

In the team's final six seasons at the NAIA level, Lindenwood averaged over 28 wins a season and had a winning percentage just under .800. In 2011, the Lions went 24-10 overall. After a slow start which included three losses to NCAA Division I programs, Lindenwood 22-5 for the rest of the season. The Lions, which won both the regular season and tournament conference championships, advanced through pool play at the national tournament before a 3-2 loss to the host school in the semifinals.

Young's women's program has an overall record of 309-111. The Lady Lions won seven conference championships while a member of the Heart of America Athletic Conference and advanced to the NAIA National Championships in three out

of the last four years at that level. The 2007 Lindenwood team was the best squad in program history with over 40 wins and it advanced to the NAIA Quarterfinals.

Last year, the women's team also had a successful transition season. The Lady Lions went 27-13 on the year, including three victories over members of its new conference in 2012.

Lindenwood capped off the year by winning the Transition Tournament against other schools that are also moving to the NCAA Division II level.

In the last four years in the NAIA, Lindenwood won 35 matches a year and had a winning percentage of .765. Besides the 2007 squad, the Lady Lions advanced to nationals in 2008 and 2010. Lindenwood won three conference championships and three conference tournaments in that span. The Lady Lions were undefeated in conference play for the 2007, 2008, and 2009 seasons and set a school record with 33 straight conference victories.

Young has won five conference Coach of the Year honors on the men's side and four conference Coach of the Year awards on the women's side. He was once the men's National Coach of the Year and twice earned women's Regional

Coach of the Year honors.

Young's resume includes a 20-year coaching career at the high school, junior national club and college levels. In 2001, he was honored by USA Volleyball with the Robert L. Lindsay Meritorious Service award for contributing outstanding participation, motivation, and other services in the promotion of volleyball.

Young is married to Lindenwood Athletics Trainer Delanie Young. He has three sons, Josh, Zach and Luke, and one daughter, Sarah.

THE YOUNG FILE

ALMA MATER

Northwest Missouri State University

CAREER RECORD

322-100 (12th season)

LINDENWOOD RECORD

322-100 (12th season)

NAIA TOURNAMENT

APPEARANCES

11 (Most Recent in 2011)

NAIA NATIONAL CHAMPIONSHIPS


One (2009)

FAMILY

Wife - Delaine

Sons - Zach, Luke and Josh

Daughter - Sarah





MEDIA
INFORMATION

COACHING
STAFF

2013 ROSTER

2013
OPPONENTS

2012
STATISTICS/
RECORDS

ATHLETIC
DEPARTMENT

FACILITIES

LINDENWOOD

ST. LOUIS
AREA

YEAR	SCHOOL	RECORD
2001	LINDENWOOD	29-7
2002	LINDENWOOD	30-5
2003	LINDENWOOD	26-9
2004	LINDENWOOD	25-8
2005	LINDENWOOD	24-11
2006	LINDENWOOD	36-4
2007	LINDENWOOD	25-8
2008	LINDENWOOD	25-10
2009	LINDENWOOD	37-3
2010	LINDENWOOD	22-12
2011	LINDENWOOD	24-10
2012	LINDENWOOD	19-13
CAREER RECORD -		322-100



MEDIA INFORMATION

COACHING STAFF

2013 ROSTER

2013 OPPONENTS

2012 STATISTICS/RECORDS

ATHLETIC DEPARTMENT

FACILITIES


LINDENWOOD

ST. LOUIS AREA



ASSISTANT COACH CARY CUSUMANO

SIXTH SEASON



Cary Cusumano is in his sixth season in 2013 as the lead assistant of the Lindenwood men's volleyball team, and his sixth year overall at the school. He also serves in the same capacity for the men's squad as well as serving as the lead recruiter.

Cusumano assists with all areas of the program, primarily defensive systems with an emphasis on training and developing setters and outside/right side hitters. He plans practices, assists in game plans,

leads the off-season volleyball training, and works closely with the strength and conditioning staff to create programs for spring and summer conditioning.

Under Cusumano's guidance, the Lady Lions have compiled a record of 166-56. During that time, Lindenwood has won three HAAC championships and advanced to the NAIA National Tournament three times. The Lady Lions spent the majority of that time ranked in the top 25 and rose to as high as the ninth spot in 2008. Last season, Cusumano helped the Lady Lions go 27-13 during their transition season to the NCAA Division II level and a victory in the end-of-season transition tournament.

Cusumano played a big role in Lindenwood's men's program

winning its first national title. At the 2009 Men's NAIA National Invitational Tournament, head coach Ron Young was unable to attend the first day of play leaving the team in Cusumano's care. Cusumano stepped in with confidence, coaching the team to near flawless sets, defeating Hope International University and defending National Champion Park University. The following day the men's team went on to defeat perennial powerhouse and four-time national champion California Baptist in straight sets for the Lions' first-ever national championship.

In addition to his duties at Lindenwood, Cusumano coaches boys and girls for St. Louis High Performance Volleyball club. For the last two years, he has served on the coaching staff for the USA Boys Youth National A2 Program and has been an evaluator for the USA Junior and Youth National teams. He formerly worked for Team St. Louis Volleyball Club, Genesis Volleyball Club,

Missouri Thunder Volleyball Club and Team Momentum Volleyball Club. Cusumano joined Lindenwood after six seasons of coaching at Notre Dame High School in St. Louis.

Cusumano is a 1995 graduate of St. Louis University High School. Cusumano received his bachelor's degree in education from Harris-Stowe State University in 2006. He received a master's in education from Lindenwood in 2009.





ASSISTANT COACH LUKE YOUNG FIFTH SEASON



Luke Young is in his fifth season as an assistant coach for the Lindenwood women's volleyball team in 2012, and his sixth with the men's program in 2013. Young assists with all areas of the program and serves as the women's recruiting coordinator.

In 2011-12, the Lady Lions finished the year 27-13 and captured the Transition Tournament Championship. Two-time NAIA All-American senior outside hitter Ellen Fandry was named tournament MVP. The Lion men had a successful 19-13 outing, finishing on a hot-streak defeating three future

conference opponents, including Ball State University in three straight sets.

Under Young's direction, the Lady Lions have compiled 126 wins and a .724 winning percentage, appeared in the NAIA National Tournament three times, and earned three conference championships. Young has coached three NAIA All-Americans, eight All-Conference Members, six NAIA Scholar-Athletes, and the 2012 Lindenwood University Female Scholar-Athlete of the Year in the Lady Lion program.

Since joining the coaching staff for the men, the Lions have compiled 117 wins and a .709 winning percentage, appeared in the NAIA National Invitational Tournament four times, and earned three conference championships. At the 2009 NAIA National Invitational Tournament, the Lions defeated California Baptist University in three straight sets in the national championship. Young has coached three NAIA All-Americans, nine All-Conference, one MAMVIC Player of the Year, and the 2009 Lindenwood University Male Scholar-Athlete of the Year.

Young has a strong record of coaching at the collegiate, high school, and club level over the past eleven years. Prior to joining Lindenwood, he served as an assistant coach at Graceland University in Lamoni, Iowa. Young also coached high school volleyball at Cornerstone Christian Academy in Sycamore, Illinois, and at Wentzville Holt High School. At Cornerstone, Young led the Royals to the ACS Illinois State Championships in 2006.

Young has also been active coaching club volleyball in the area with Team Momentum and Missouri Thunder volleyball clubs.

In addition to coaching club volleyball, Young spends most of his summer traveling the Midwest coaching and running camps for high school athletes. Young has worked camps for Washington University in St. Louis, Wichita State University, Iowa State University, University of Missouri, Northern Illinois University, Southwest Missouri University-West Plains, Molten Volleyball Camps, All-America Volleyball Camps, Lights Out Volleyball Camps and has served as a clinician for the USA Volleyball High Performance Tryouts.

Young received his bachelor of arts degree in visual communications and studio art from Graceland in 2004. While at Graceland, he was part of the men's volleyball and track and field teams. Young earned his master's of fine arts degree in studio art from Northern Illinois University in 2008.

Young also serves as an instructor in the Lindenwood Fine Arts Department, teaching studio art courses.

Young resides in St. Charles with his wife, Lisa, who is head of Access Services and Collection Development at the University's Butler Library. They welcomed their first child, Elle Mae, in 2010.





**2013
LINDENWOOD
MEN'S VOLLEYBALL**



NUMERICAL ROSTER

No.	Name	Pos.	Ht.	Yr.	Hometown	High School/Prev. School
1	David Poole	DS	5-6	Jr.	Marble Hill, Mo.	New Salem Baptist Academy
2	Tim Schmidt	S	6-2	Jr.	River Forest, Ill.	Oak Park and River Forest
4	Ted Kleffner	MH	6-5	So.	St. Louis, Mo.	Bishop DuBourg
5	Tim Huizinga	OH	6-4	Jr.	New Lenox, Ill.	Lincoln Way East
6	Michael Adams	OPP	6-4	Jr.	St. Louis, Mo.	St. Louis University High/Lewis
7	Cory Buehler	DS	6-1	Jr.	Florissant, Mo.	De Smet Jesuit
8	Zach Tisdale	OPP	6-2	Fr.	Dublin, Ohio	Worthington Kilbourne
9	Thomas Cruz	MH	6-5	So.	Oldbridge, N.J.	Oldbridge
10	JeVaughn Saunders	OPP	6-1	Sr.	Nassau, Bahamas	St. Augustine's
11	Casey Calder	OH	6-1	Sr.	Lincoln, Neb.	Lincoln Southeast
12	Ryan Moore	OH	6-5	Fr.	Chandler, Ariz.	Perry
13	David Sprague	DS	6-4	Fr.	St. Louis, Mo.	Marquette
15	Christopher Cox	S	6-5	Sr.	Louisville, Ky.	St. Xavier
16	Logan Jarus	MH	6-6	So.	St. Charles, Mo.	Francis Howell Central
20	Zach Bequette	MH	6-6	So.	St. Louis, Mo.	Bishop DuBourg
21	Kyle Overby	OH	6-6	So.	New Lenox, Ill.	Lincoln Way Central
22	Scott Siwicki	MH	6-8	Jr.	Elk Grove, Ill.	Elk Grove
23	Colin Hackworth	OPP	6-9	So.	Dublin, Ohio	Worthington Kilbourne
	Mike Harris	S	6-1	Fr.	St. Louis, Mo.	Marquette

ALPHABETICAL ROSTER

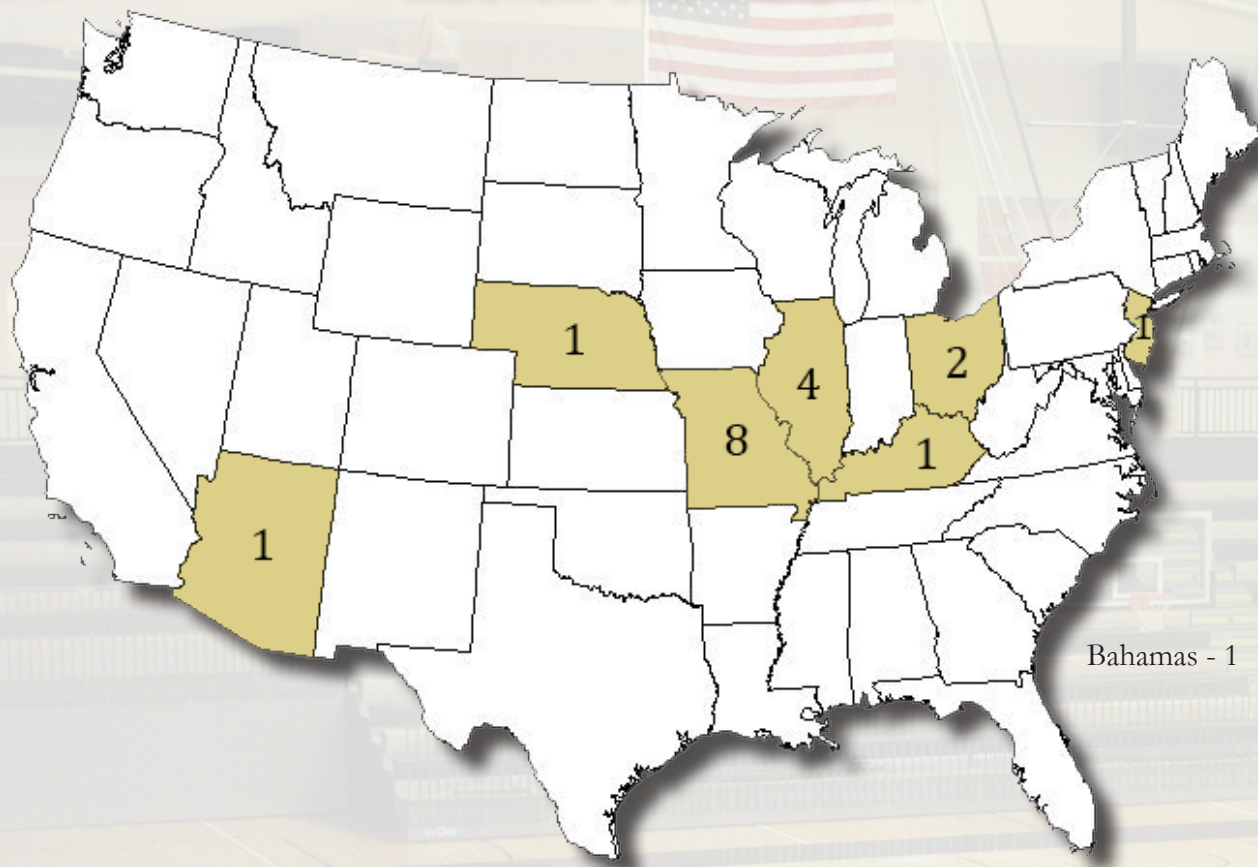
No.	Name	Pos.	Ht.	Yr.	Hometown	High School/Prev. School
6	Michael Adams	OH	6-4	Jr.	St. Louis, Mo.	St. Louis U. High/Lewis
20	Zach Bequette	MH	6-6	So.	St. Louis, Mo.	Bishop DeBourg
7	Cory Buehler	DS	6-1	Jr.	Florissant, Mo.	DeSmet Jesuit
11	Casey Calder	DS	6-1	Sr.	Lincoln, Neb.	Lincoln Southeast
15	Christopher Cox	S	6-5	Sr.	Louisville, Ky.	St. Xavier
9	Thomas Cruz	OH	6-5	So.	Oldbridge, N.J.	Oldbridge
23	Colin Hackworth	OPP	6-9	So.	Dublin, Ohio	Worthington Kilbourne
	Mike Harris	S	6-1	Fr.	St. Louis, Mo.	Marquette
5	Tim Huizinga	OH	6-4	Jr.	New Lenox, Ill.	Lincoln Way East
16	Logan Jarus	MH	6-6	So.	St. Charles, Mo.	Francis Howell Central
4	Ted Kleffner	MH	6-5	So.	St. Louis, Mo.	Bishop DuBourg
12	Ryan Moore	OH	6-5	Fr.	Chandler, Ariz.	Perry
21	Kyle Overby	OH	6-6	So.	New Lenox, Ill.	Lincoln Way Central
1	David Poole	DS	5-6	Jr.	Marble Hill, Mo.	New Salem Baptist Academy
10	JeVaughn Sanuders	OPP	6-1	Sr.	Nassua, Bahamas	St. Augustine's
2	Tim Schmidt	S	6-2	Jr.	Riverforest, Ill.	Oak Park
22	Scott Siwicki	MH	6-8	Jr.	Elk Grove, Ill.	Elk Grove
13	David Sprague	DS	6-2	Fr.	St. Louis, Mo.	Marquette
8	Zach Tisdale	OPP	6-2	Fr.	Dublin, Ohio	Worthington Kilbourne

COACHING STAFF

Ron Young	Head Coach	Northwest Missouri
Cary Cusumano	Assistant Coach	Missouri
Luke Young	Assistant Coach	Graceland
Mike Warren	Graduate Assistant	Lindenwood



ROSTER BREAKDOWN



LIONS BY STATE

Missouri (8) Mike Adams Zach Bequette Corey Buehler Mike Harris Ted Kleffner Logan Jarus David Poole David Sprague	Kentucky (1) Christopher Cox
Arizona (1) Ryan Moore	Nebraska (1) Casey Calder
Illinois (4) Tim Huizinga Kyle Overby Tim Schmit Scott Siwicki	New Jersey (1) Thomas Cruz
	Ohio (2) Colin Hackworth Zach Tisdale

LIONS BY POSITION

Outsides (4) Casey Calder Tim Huizinga Ryan Moore Kyle Overby	Opposites (4) Michael Adams Colin Hackworth JeVaughn Saunders Zach Tisdale
Middles (5) Zach Bequette Thomas Cruz Logan Jarus Ted Kleffner Scott Siwicki	Setters (3) Chris Cox Mike Harris Tim Schmidt
	Def. Specialists (3) Corey Buehler David Poole David Sprague

LIONS BY CLASS

Freshman (4) Mike Harris Ryan Moore David Sprague Zach Tisdale	Junior (6) Mike Adams Corey Buehler Tim Huizinga David Poole Tim Schmidt Scott Siwicki
Sophomores (6) Zach Bequette Thomas Cruz Colin Hackworth Logan Jarus Ted Kleffner Kyle Overby	Senior (3) Casey Calder Chris Cox JeVaughn Saunders

LIONS BY COUNTRY

Bahamas (1) JeVaughn Saunders

2012
STATISTICS/
RECORDS

2013
ROSTER

2013
OPPONENTS

2012
STATISTICS/
RECORDS

ATHLETIC
DEPARTMENT

FACILITIES

LINDENWOOD

ST. LOUIS
AREA



1

David Poole

DS § 5-6 § Jr.



2

Tim Schmidt


S § 6-2 § Jr.



4

Ted Kleffner

MH § 6-5 § So.



5

Tim Huizinga

OH § 6-4 § Jr.



6

Michael Adams


OPP § 6-4 § Jr.



7

Cory Buehler


DS § 6-1 § Jr.



8

Zach Tisdale

OPP § 6-2 § Fr.



9

Thomas Cruz


MH § 6-5 § So.



10

JeVaughn Saunders

OPP § 6-1 § Sr.



11

Casey Calder

OH § 6-1 § Sr.



12

Ryan Moore


OH § 6-5 § Fr.



13

David Sprague

DS § 6-4 § Fr.



15

Chris Cox


S § 6-5 § Sr.



16

Logan Jarus


MH § 6-6 § So.



20

Zach Bequette


MH § 6-6 § So.



21

Kyle Overby

OH § 6-6 § So.



22

Scott Siwicki

MH § 6-8 § Jr.



23

Colin Hackworth

OPP § 6-9 § So.



RS

Mike Harris

S § 6-1 § Fr.

MEDIA
INFORMATION

COACHING
STAFF

2013 ROSTER

2013
OPPONENTS

2012
STATISTICS/
RECORDS

ATHLETIC
DEPARTMENT

FACILITIES

LINDENWOOD

ST. LOUIS
AREA



#11 Casey CALDER

6-0 § DS § SENIOR

LINCOLN, NEB.

LINCOLN SOUTHEAST



#15 Chris COX

6-5 § S § SENIOR

LOUISVILLE, KY.

ST. XAVIER

Lindenwood:

2012- Appeared in 26 contests for the Lions ... recorded 13 kills in 47 sets ... tallied one assist and had five service aces during the season ... also recorded 16 total digs ... had a career-high six kills against Rust on Feb. 3 ... had three digs on three separate occasions.

2011- A member of Lindenwood's junior varsity squad.

2010- A member of Lindenwood's junior varsity squad.

High School:

Attended Lincoln Southeast.

Personal:

The son of Barbi and Randy Calder ... has one sibling, Corey ... a business administration major.

Lindenwood:

2012- Appeared in 19 contests and started in five ... recorded 21 kills in 41 total sets ... second on the team in assists with 200 ... tallied 30 digs and eight total blocks for the season ... had 10 kills and 13 assists for his lone double-double of the season in the contest against Rust ... had a season-high 43 assists in the match against Graceland.

2011- Played on Lindenwood's junior varsity squad.


2010- Played on Lindenwood's junior varsity squad.

High School:

Two-year team captain ... led team to 35-4 record his senior year.

Personal:

Son of Diane Elder and Michael Cox ... has three siblings, Cortney, Caden, and Camryn ... an international business major.



#10 Je Vaughn
SAUNDERS

6-1 § OPP § SENIOR

NASSAU, BAHAMAS

ST. AUGUSTINES

Lindenwood:

2012 - Appeared in two matches ... in the two matches, he tallied eight kills and four digs ... recorded four kills in each of the two matches during the season.

2011- A member of Lindenwood's junior varsity squad.

2010- A member of Lindenwood's junior varsity squad.

High School:

Attended St. Augustine's ... named his school's best athlete in 2007.

Personal:

The son of Kimley and Jason Saunders ... has one sibling, Je'Nae ... a business administration major.



#6 Mike
ADAMS

6-4 § OH § JUNIOR

ST. LOUIS, Mo.

LEWIS

Lindenwood:

2012 - Played in all but one and started in all but two matches for the Lions ... second on the team in kills with 283 and in digs with 170 ... averaged 2.67 kills/set ... tallied 33 assists during the year ... led the team in service aces with 28 ... had 14 double-digit kill matches and three double-doubles ... recorded a season-high 15 kills on two occasions.

Prior to Lindenwood:

A member of the Lewis men's volleyball program for two seasons ... played in 28 matches in 2011, including five starts, and 94 sets ... recorded 45 kills, 18 service aces, 44 digs, and 19 blocks ... redshirted the 2010 season.

High School:

Named a Fab 50 player by Volleyball Magazine ... helped his team win the 2007 and 2008 high school state championships ... recorded 255 kills and 29 aces as a senior ... played club volleyball for St. Louis CYC ... placed third at the u13 Junior Olympics division.

Personal:

The son of Mary and Jim Adams ... has one sibling, Samuel ... a business administration/marketing major.



#7 Cory
BUEHLER

6-1 § DS § JUNIOR

FLORISSANT, MO.

DESMET JESUIT

Lindenwood:

2012 - Appeared in 24 matches ... led the squad with 186 digs, averaging 2.16 digs/set in 86 sets ... had 30 assists during the season ... had nine, double-digit dig matches ... had a career-high 17 digs against Carthage ... had a career-high five assists in his first game of the season against Limestone

2011- Appeared in 14 matches and 42 sets ... averaged 1.07 digs a set ... had just one receiving error in 114 attempts ... had three assists on the season ... had double-figure digs in two matches with 12 against Quincy and 11 versus Clarke .. had a season-high two assists in that Quincy contest.

High School:

Attended DeSmet Jesuit.

Personal:

The son of Vickie and Doug Buehler ... has one sibling, Jennifer ... a finance major.



#5 Tim
HUIZINGA

6-4 § OH § JUNIOR

NEW LENOX, ILL.

LINCOLN WAY CENTRAL

Lindenwood:

2012 - Reshirted.

2011- Appeared in 14 matches and 26 sets ... had a .317 hitting percentage ... collected 20 kills, eight digs, three blocks, three service aces, and two assists ... had a season-high six kills versus Hannibal-LaGrange and hit .500 in that match ... also had season-highs of three digs and two blocks against Hannibal-LaGrange, and recorded two service aces versus Missouri Valley.

2010- Appeared in 33 matches ... recorded 246 kills ... posted 39 digs ... had 55 total blocks ... converted four service aces ... contributed four assists.

High School:

Attended Lincoln Way East.

Personal:

The son of Jennifer and Bill Huizinga ... has two siblings, Dan and Jack ... a business administration/marketing major.



#1 David
POOLE

5-6 § DS § JUNIOR

MARBLE HILL, MO.

NEW SALEM BAPTIST ACADEMY

Lindenwood:

2012 - Appeared in 28 games and 78 sets ... recorded 90 digs ... had 16 assists in the season ... recorded a career-high 17 digs against Limestone ... had double-digit dig matches on two occasions.

2011- A member of Lindenwood's junior varsity team.

High School:

Attended New Salem Baptist Academy.

Personal:

The son of Randy and Debbie Poole ... has six siblings, Leah, Danny, Mary, Laura, Marti, and Rachel ... a biochemistry/pre-medicine major.



#2 Tim
SCHMIDT

6-2 § S § JUNIOR

RIVER FOREST, ILL.

OAK PARK

Lindenwood:

2012 - Saw action in 27 matches and started in all but one of them ... was the team's primary setter, leading the team with 950 assists ... recorded 146 digs and 53 kills during the season ... also recorded 35 total blocks ... had a career-high 50 assists on two occasions, once against St. Xavier and the other against Grand Canyon ... recorded three double-doubles ... had a career-high 12 digs two times during the year.

2011- Appeared in three matches and three sets ... had one kill versus Siena Heights and a dig in a match against Hannibal-LaGrange.

High School:

Three-time team MVP ... an all-conference selection as a senior ... two-time all-area pick ... helped his team to a conference title as a senior.

Personal:

The son of Mara and Jamie Schmidt ... has one sibling, Brian ... a sports management major.



#22 Scott
SIWICKI

6-8 § MH § JUNIOR
ELK GROVE, ILL.
ELK GROVE

Lindenwood:

2012 - Appeared in 23 matches and started in 22 of them ... recorded 152 kills during the season ... had 31 digs, 12 service aces and 52 total blocks ... had double-digit kills on four occasions, including a career-high 14 against Grand Canyon ... had a career-high five digs against Quincy.

2011- Played in one match and three sets ... recorded three blocks and two kills in that match.

High School:

An all-conference and all-area performer in 2010.

Personal:

The son of Patti and John Siwicki ... has one sibling, Rebecca ... a marketing major.



#20 Zach
BEQUETTE

6-6 § MH § SOPHOMORE
ST. LOUIS, Mo.
BISHOP DUBOURG

Lindenwood:

2012 - Redshirted.

2011 - Appeared in six matches ... recorded 11 kills on 21 attacks ... two total blocks.

High School:

Attended Bishop DuBourg

Personal:

Son of Cindy and Dennis Bequette ... has two siblings Bubba and Tyler ... an exercise science major.



Lindenwood:

2012 - Appeared in two matches and started in one ... recorded four kills over the course of six sets ... tallied two block assists ... had a career-high three kills against Fontbonne on Feb. 15.

High School:

First-team all-state during his junior season ... first-team all-county and all-area as a sophomore.

Personal:

The son of Lisa Segarra and Bonnie and Hector Cruz ... has one sibling, Priscilla ... an exercise science major.

#9 Thomas
CRUZ

6-5 § OH § SOPHOMORE

OLDBRIDGE, N.J.

OLDBRIDGE



Lindenwood:

2012 - Redshirted

2011- A member of Lindenwood's junior varsity squad.

High School:

Conference player of the year ... first-team all-region and all-state ... holds the school record for kills in a season and kills in a match ... led in the team to a conference championship in 2007 and 2009 ... part of the regional championship team in 2008.

Personal:

The son of Ed and Ruth Hackworth ... has one sibling, Abby.

#23 Colin
HACKWORTH

6-9 § OPP § SOPHOMORE

DUBLIN, OHIO

WORTHINGTON KILBOURNE



#16 Logan

JARUS

6-6 § MH § SOPHOMORE

ST. CHARLES, MO.

FRANCIS HOWELL CENTRAL

Lindenwood:

2012 - Started in all 32 matches for the Lions and played in all but four sets ... fourth on the team with 179 kills ... led the team in total blocks with 115 ... also recorded seven assists, three service aces and 35 digs ... had one double-digit kill match, with 10 against Graceland on Feb. 3.

High School:

Conference MVP during his senior season ... three-time all-conference selection, including two-time first-team pick ... helped his team finish second at the state competition two times.

Personal:

The son of Amy and Chris Jarus ... has two siblings, Max and Addie ... an undeclared major.



#4 Ted

KLEFFNER

6-5 § MH § SOPHOMORE

ST. LOUIS, MO.

BISHOP DUBOURG

High School:

Attended Bishop DuBourg.

Personal:

The son of Vicki Kleffner ... has one sibling, Sarah ... majoring in fire and paramedic science.



Lindenwood:

2012 - Redshirted

2011- A member of Lindenwood's junior varsity team.

High School:

Attended Lincoln-Way Central.

Personal:

The son of Janice and Clarence Overby ... has one sibling, Austin ... an accounting major.

#21 Kyle
OVERBY

6-6 § OH § SOPHOMORE

NEW LENOX, ILL.

LINCOLN WAY CENTRAL



ST. LOUIS AREA
LINDENWOOD
FACILITIES
ATHLETIC DEPARTMENT
2012 STATISTICS/RECORDS
2013 OPPONENTS
2013 ROSTER
COACHING STAFF
MEDIA INFORMATION



12 Ryan

MOORE

6-5 § OH § FRESHMAN

CHANDLER, ARIZ.

PERRY

High School:

Attended Perry ... earned MVP his senior year ... made the all-tournament team in two of the three tournament during the season ... second-team all-Arizona senior year

Personal:

The son of Diana and Pat Moore ... has one sibling, Kelsey ... majoring in mass communications.



Mike

HARRIS

6-1 § S § FRESHMAN

St. LOUIS, Mo.

MARQUETTE

High School:

Attended Marquette ... earned All-Conference and All-State Honorable Mention accolades.

Personal:

The son of Jenny and Don Harris ... has one sibling, Kate ... majoring in sport management.



#13 David

SPRAGUE

6-2 § DS § FRESHMAN

St. LOUIS, Mo.

MARQUETTE

High School:

Attended Marquette ... second-team All-Conference sophomore and junior season ... first-team All-Conference senior year ... Honorable Mention as an outside hitter for the All-State team.

Personal:

The son of Gale and Michael Sprague ... has three siblings, Kathryn, Kristie, and Matthew ... majoring in mathematics.



#8 Zach

TISDALE

6-2 § OPP § FRESHMAN

DUBLIN, OHIO

WORTHINGTON KILBOURNE

High School:

Attended Worthington Kilbourne ... earned first-team All-Conference, first-team All-Region and second-team All-State honors.

Personal:

The son of Julie and Mat Tisdale ... has two siblings, Nicholas and Laurel ... majoring in business administration.

2013 LINDENWOOD VOLLEYBALL



OPPONENTS



MIDWESTERN INTERCOLLEGIATE VOLLEYBALL ASSOCIATION

MIVA History

They had no idea that such simple beginnings would have such a huge impact upon the future of a sport. On Feb. 4, 1961 representatives of Ball State University, Detroit Institute of Technology, Earlham College, George Williams College, Lansing College, Michigan State University, Ohio State University and Wittenberg College met in Lansing, Mich. to form the Midwest Intercollegiate Volleyball Conference, the nation's first men's college volleyball league. The league started through the efforts of Jim Coleman of Wittenberg College and Don Shondell of Ball State University.

Later the league name was changed to the Midwest Intercollegiate Volleyball Association. The Midwest's premier volleyball conference has provided the foundation for the sport in the region at every competitive level, from juniors to the United States national teams. More than forty schools have participated in the MIVA during its history.

Currently, there are eight members of the MIVA Conference. Ball State and Ohio State are the only two schools remaining from the original seven schools. IPFW joined the conference in 1981, Lewis University and Quincy University joined in 1994, Loyola University-Chicago joined in 1996, Grand Canyon University joined in 2010, and Lindenwood University, the eighth and final member of the conference joined in 2013.

Statement of Purpose

The purpose of the organization shall be to provide a men's intercollegiate volleyball association through which member institutions maintain athletic programs in conformity with the dignity and purpose of higher education. The members shall incorporate intercollegiate men's volleyball within their respective educational programs and shall place and maintain such athletics under the same administrative and academic control as that which exists in their other educational programs.

2012 MIVA STANDINGS

School	Conference					Overall						
	GP	Record	Win%	PF	PA	GP	Record	Win%	PF	PA	Last 10	Streak
Lewis	12	9-3	0.750	31	11	33	26-7	0.788	88	34	7-3	Lost 1
Ohio St.	12	9-3	0.750	31	14	30	21-9	0.700	75	42	8-2	Lost 1
Loyola (Ill.)	12	8-4	0.667	26	18	31	19-12	0.613	63	46	8-2	Lost 1
Ball St.	12	5-7	0.417	19	25	25	13-12	0.520	47	45	4-6	Lost 1
Grand Canyon	12	5-7	0.417	21	22	32	15-17	0.469	61	56	2-8	Lost 6
IPFW	12	5-7	0.417	19	28	28	13-15	0.464	53	59	3-7	Lost 3
Quincy	12	1-11	0.083	5	34	32	17-15	0.531	55	58	3-7	Lost 7



CONFERENCE MEMBERS

Ball State University
Cardinals



Location: Muncie, Ind.
Enrollment: 17,285
First Year In MIVA: 1961

Grand Canyon University
Antelopes



Location: Phoenix, Ariz
Enrollment: 17,000
First Year In MIVA: 2010

IP-Fort Wayne
Mastodons

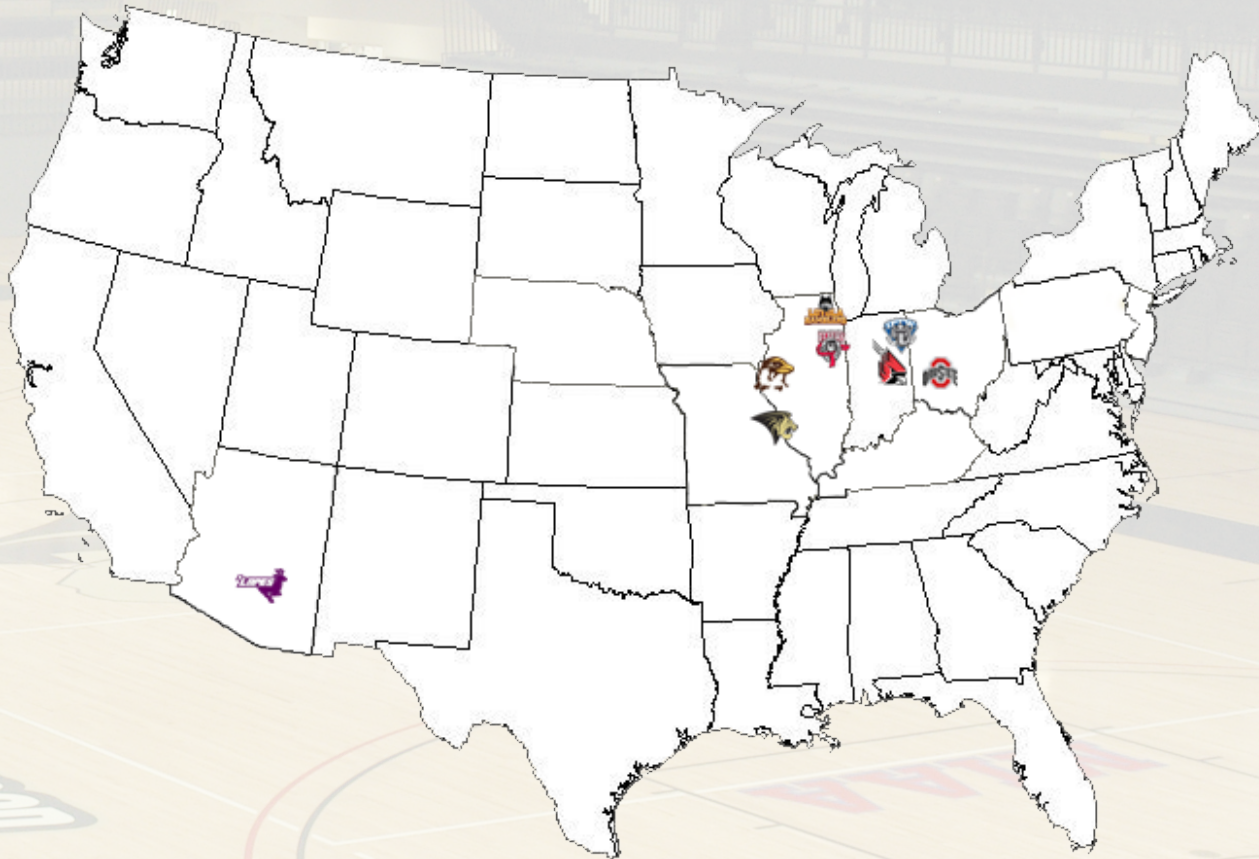


Location: Fort Wayne, Ind.
Enrollment: 12,338
First Year In MIVA: 1981

Lewis University
Flyers



Location: Romeoville, Ill.
Enrollment: 6,000
First Year In MIVA: 1994



Lindenwood University
Lions



Location: St. Charles, Mo.
Enrollment: 8,787
First Year In MIVA: 2013

Loyola University-Chicago
Ramblers



Location: Chicago, Ill.
Enrollment: 15,545
First Year In MIVA: 1996

Ohio State University
Buckeyes



Location: Columbus, Ohio
Enrollment: 53,715
First Year In MIVA: 1961

Quincy University
Hawks



Location: Quincy, Ill.
Enrollment: 1,250
First Year In MIVA: 1994



MEDIA
INFORMATION

COACHING
STAFF

2013 ROSTER

2013 OPPONENTS

2012 STATISTICS/
RECORDS

ATHLETIC
DEPARTMENT

FACILITIES

LINDENWOOD

ST. LOUIS
AREA

General Facts

Location..... Columbus, Ohio
Enrollment 56,064
Founded..... 1870
Colors..... Scarlet and Gray
Nickname Buckeyes
President..... E. Gordon Gee
Athletic Director Eugene Smith
Conference MIVA
Affiliation..... NCAA Division I

Coaching Staff

Head Coach..... Pete Hanson
Alma Mater Ball State
Years at School 27
Record at Ohio State 541-288
Career Record 555-300
Phone..... (614) 292-5668
Email..... hanson.5@osu.edu
Assistant Coach Sean Byron
Alma Mater Springfield College

Team Information

2012 Record 21-9
Conference Record 10-4
Letterwinners ret./lost..... N/A

Facility Information

Facility..... St. John Arena
Capacity 13,276

Sports Information

Volleyball Contact Kendra Willard
Email..... willard.57@osu.edu
Office Number..... (614) 929-0088
Fax Number..... (614) 292-8547
Website..... ohiostatebuckeyes.com

General Facts

Location..... St. Louis, Mo.
Enrollment 948
Founded..... 1960
Colors..... Navy and White
Nickname Spartans
President..... Dr. R. Alton Lacey
Athletic Director Dr. Thomas Smith
Conference American Midwest
Affiliation..... NAIA

Coaching Staff

Head Coach..... John Yehling
Alma Mater Missouri Baptist
Years at School 11
Record at Missouri Baptist..... 239-95
Career Record 239-95
Phone..... (314) 392-2279
Email..... yehling@mobap.edu
Assistant Coach Chris Nichols
Alma Mater Missouri Baptist

Team Information

2012 Record 17-15
Conference Record 7-4
Letterwinners ret./lost..... N/A

Facility Information

Facility... Carl and Deloris Petty Complex
Capacity 1,000

Sports Information

Volleyball Contact Brad Cygan
Email..... cyganb@mobap.edu
Office Number..... (314) 392-2279
Fax Number..... (314) 392-2371
Website..... mbuspartans.com

General Facts

Location..... Fort Wayne, Ind.
Enrollment 14,193
Founded..... 1964
Colors..... Royal Blue and White
Nickname Mastodons
Chancellor..... Dr. Michael A. Wartell
Athletic Director J. Tommy Bell
Conference MIVA
Affiliation..... NCAA Division I

Coaching Staff

Head Coach..... Arnie Ball
Alma Mater N/A
Years at School 32
Record at IPFW..... 504-371
Career Record Same
Phone..... (260) 481-6648
Email..... balla@ipfw.edu
Assistant Coach Ryan Perrotte
Alma Mater IPFW

Team Information

2012 Record 13-15
Conference Record 5-7
Letterwinners ret./lost..... N/A

Facility Information

Facility..... Hilliard Gates Sports Center
Capacity 2,300

Sports Information

Volleyball Contact Bill Salyer
Email..... salyerw@ipfw.edu
Office Number..... (260) 481-0729
Fax Number..... N/A
Website..... gomastodons.com

General Facts

Location..... Muncie, Ind.
Enrollment 17,728
Founded..... 1918
Colors..... Cardinal and White
Nickname Cardinals
President..... Dr. Jo Ann M. Gora
Athletic Director Bill Scholl
Conference MIVA
Affiliation..... NCAA Division I

Coaching Staff

Head Coach..... Joel Walton
Alma Mater Ball State
Years at School 15
Record at Ball State..... 263-148
Career Record Same
Phone..... (765) 285-1744
Email..... jwalton@bsu.edu
Assistant Coach Kevin Furnish
Alma Mater Ball State

Team Information

2012 Record 14-12
Conference Record 5-7
Letterwinners ret./lost..... N/A

Facility Information

Facility..... Worthen Arena
Capacity 11,500

Sports Information

Volleyball Contact Jessica Souto
Email..... jasouto@bsu.edu
Office Number..... (765) 285-8242
Fax Number..... (765) 285-8929
Website..... ballstatesports.com



General Facts

Location.....Romeoville, Ill.
 Enrollment.....6,500
 Founded.....1932
 Colors.....Red and White
 Nickname.....Flyers
 President.....Brother James Gaffney
 Athletic Director.....Dr. John Planek
 Conference.....MIVA
 Affiliation.....NCAA Division II

Coaching Staff

Head Coach.....Dan Friend
 Alma Mater.....Washburn
 Years at School.....Nine
 Record at Lewis.....151-92
 Career Record.....310-179
 Phone.....(815) 836-5447
 Email.....friendda@lewisu.edu
 Assistant Coach.....Matt McCarthy
 Alma Mater.....Ball State

Team Information

2012 Record.....26-7
 Conference Record.....9-3
 Letterwinners ret./lost.....N/A

Facility Information

Facility.....Neil Carey Arena
 Capacity.....1,100

Sports Information

Volleyball Contact.....Bridgette Robles
 Email.....roblesbr@lewisu.edu
 Office Number.....(815) 836-5248
 Fax Number.....(815) 836-5835
 Website.....lewisflyers.com

General Facts

Location.....Chicago, Ill.
 Enrollment.....15,951
 Founded.....1870
 Colors.....Maroon and Gold
 Nickname.....Ramblers
 President.....Michael Garazini, S.J.
 Athletic Director.....Dr. M. Grace Calhoun
 Conference.....MIVA
 Affiliation.....NCAA Division I

Coaching Staff

Head Coach.....Shane Davis
 Alma Mater.....Loyola
 Years at School.....Nine
 Record at Loyola.....179-75
 Career Record.....Same
 Phone.....(773) 508-8897
 Email.....sdavis6@luc.edu
 Assistant Coach.....Mark Hulse
 Alma Mater.....N/A

Team Information

2012 Record.....19-12
 Conference Record.....8-4
 Letterwinners ret./lost.....N/A

Facility Information

Facility.....Gentile Arena
 Capacity.....4,486

Sports Information

Volleyball Contact.....Laura Finley
 Email.....lfinley1@luc.edu
 Office Number.....(773) 508-2575
 Fax Number.....(773) 508-3884
 Website.....loyolaramblers.com

General Facts

Location.....Quincy, Ill.
 Enrollment.....1,250
 Founded.....1860
 Colors.....Brown, White and Gold
 Nickname.....Hawks
 President.....Dr. Robert Gervasi
 Athletic Director.....Marty Bell
 Conference.....MIVA
 Affiliation.....NCAA Division II

Coaching Staff

Head Coach.....Hadley Foster
 Alma Mater.....Idaho State
 Years at School.....Seven
 Record at Quincy.....94-131
 Career Record.....135-194
 Phone.....(217) 228-5432/3516
 Email.....fostege@quincy.edu
 Assistant Coach.....Frank Masek
 Alma Mater.....Quincy

Team Information

2012 Record.....17-15
 Conference Record.....1-11
 Letterwinners ret./lost.....N/A

Facility Information

Facility.....Pepsi Arena
 Capacity.....2,000

Sports Information

Volleyball Contact.....Tori Bunzell
 Email.....tbunzell@quincy.edu
 Office Number.....(21) 288-5432/3518
 Fax Number.....N/A
 Website.....hawks.quincy.edu

General Facts

Location.....Milwaukee, Wis.
 Enrollment.....2,600
 Founded.....1903
 Colors.....Red and White
 Nickname.....Red Raiders
 President.....Dr. Hermann Viets
 Athletic Director.....Dan Harris
 Conference.....Continental Volleyball
 Affiliation.....NCAA Division III

Coaching Staff

Head Coach.....Brian Gibboney
 Alma Mater.....Rider
 Years at School.....Nine
 Record at MSOE.....N/A
 Career Record.....N/A
 Phone.....(414) 277-2412
 Email.....N/A
 Assistant Coach.....Paul Bierdemann
 Alma Mater.....N/A

Team Information

2012 Record.....18-14
 Conference Record.....4-4
 Letterwinners ret./lost.....N/A

Facility Information

Facility.....Kern Center
 Capacity.....N/A

Sports Information

Volleyball Contact.....Brian Gibboney
 Email.....N/A
 Office Number.....(414) 277-2412
 Fax Number.....N/A
 Website.....msoe.edu/athletics



2013 ROSTER

COACHING STAFF

2013 ROSTER

2013 OPPONENTS

2012 STATISTICS/RECORDS

ATHLETIC DEPARTMENT

FACILITIES

LINDENWOOD

ST. LOUIS AREA

General Facts

Location.....Chicago, Ill.
 Enrollment 700
 Founded..... 1900
 Colors.....Green and Gold
 Nickname Bobcats
 President..... Dr. Barry Buxton
 Athletic DirectorCraig McPhail
 Conference Conference Carolinas
 Affiliation..... NCAA Division II

Coaching Staff

Head Coach.....James Goodridge
 Alma Mater Florida State
 Years at SchoolTwo
 Record at St. Xavier.....16-10
 Career Record41-18
 Phone..... 816-584-6493
 Email.....goodridgej@lmc.edu
 Assistant CoachNone
 Alma MaterN/A

Team Information

2012 Record16-10
 Conference Record 5-3
 Letterwinners ret./lost.....N/A

Facility Information

Facility.....Williams Gymnasium
 Capacity 1,200

Sports Information

Volleyball Contact Whitney Noble
 Emailnoblew@lmc.edu
 Office Number 828-898-3510
 Fax Number 828-898-8742
 Website.....lmcbobcats.com

General Facts

Location.....Kenosha, Wis.
 Enrollment2,540
 Founded..... 1847
 Colors..... Red, White and Black
 NicknameRed Men
 President..... Gregory Woodard
 Athletic Director Robert Bonn
 Conference CCIW
 Affiliation.....NCAA Division III

Coaching Staff

Head Coach.....L.J. Marx
 Alma MaterCarthage
 Years at SchoolNine
 Record at Carthage153-99
 Career Record Same
 Phone..... (262) 551-5933
 Email.....lmarx@carthage.edu
 Assistant Coach Kyle Exline
 Alma MaterLoyola

Team Information

2012 Record29-6
 Conference Record 7-1
 Letterwinners ret./lost.....N/A

Facility Information

Facility.....Tarble Arena
 Capacity 2,385

Sports Information

Volleyball Contact Steve Marovich
 Emailsmarovich@carthage.edu
 Office Number(262) 551-5740
 Fax Number(262) 551-5926
 Website.....athletics.carthage.edu

General Facts

Location..... Belmont, N.C.
 Enrollment 1198
 Founded..... 1876
 Colors..... Red and White
 Nickname Crusaders
 President.....Dr. William Thierfelder
 Athletic DirectorQuin Monahan
 Conference Conference Carolinas
 Affiliation..... NCAA Division II

Coaching Staff

Head Coach..... Mary Dejute
 Alma MaterBluffton
 Years at SchoolFirst
 Record at Belmont.....0-0
 Career Record42-45
 Phone..... 704-461-6801
 Email.....marydejute@bac.edu
 Assistant CoachTrey Salinas
 Alma MaterJohnson & Wales

Team Information

2012 Record0-0
 Conference Record 0-0
 Letterwinners ret./lost.....N/A

Facility Information

Facility.....Wheeler Center
 Capacity 1,000

Sports Information

Volleyball ContactChris Poore
 Email chrispoore@bac.edu
 Office Number(704) 461-5049
 Fax Number(704) 461-6570
 Website..... abbeyathletics.com

General Facts

Location:.....Gaffney, S.C.
 Enrollment 800
 Founded..... 1845
 Colors.....Blue and Gold
 Nickname Saints
 President..... Dr. Walt Griffin
 Athletic DirectorMike Cerino
 Conference Conference Carolinas
 Affiliation..... NCAA Division II

Coaching Staff

Head Coach..... Rick Banis
 Alma MaterNewman
 Years at School Three
 Record at Limestone.....29-19
 Career Record107-95
 Phone..... (864) 488-8297
 Email.....Rbanis@limestone.edu
 Assistant CoachBrandon Skweres
 Alma Mater Lewis University

Team Information

2012 Record14-11
 Conference Record 7-3
 Letterwinners ret./lost.....N/A

Facility Information

Facility.....Timken Center
 Capacity 1,500

Sports Information

Volleyball Contact Joshua Darling
 Emailjdarling@limestone.edu
 Office Number(864) 488-8219
 Fax Number(864) 902-0714
 Website.....golimestonesaints.com



General Facts

Location.....Misenheimer, N.C.
 Enrollment.....2,020
 Founded.....1885
 Colors.....Black and Gold
 Nickname.....Falcons
 President.....Michael C. Miller
 Athletic Director.....Mary Ann Sunbury
 Conference.....Conference Carolinas
 Affiliation.....NCAA Division II

Coaching Staff

Head Coach.....Greg Walker
 Alma Mater.....Penn State
 Years at School.....First
 Record at Pfeiffer.....0-0
 Career Record.....0-0
 Phone.....(704) 463-3070
 Email..Gregory.Walker@fsmail.pfeiffer.edu
 Assistant Coach.....Nick Clark
 Alma Mater.....N/A

Team Information

2012 Record.....21-6
 Conference Record.....9-1
 Letterwinners ret./lost.....N/A

Facility Information

Facility.....Athletic Complex
 Capacity.....2,200

Sports Information

Volleyball Contact.....Sean Fox
 Email.....sean.fox@fsmail.pfeiffer.edu
 Office Number.....(704) 463-3192
 Fax Number.....(704) 463-5051
 Website.....gofalconsports.com

General Facts

Location.....St. Louis, Mo.
 Enrollment.....2,293
 Founded.....1923
 Colors.....Purple and Gold
 Nickname.....Griffins
 President.....Dr. Dennis C. Golden
 Athletic Director.....Maria Eftink
 Conference.....Continental Volleyball
 Affiliation.....NCAA Division III

Coaching Staff

Head Coach.....Mike Haston
 Alma Mater.....N/A
 Years at School.....N/A
 Record at Fontbonne.....N/A
 Career Record.....N/A
 Phone.....(615) 289-3335
 Email.....N/A
 Assistant Coach.....N/A
 Alma Mater.....N/A

Team Information

2012 Record.....5-27
 Conference Record.....N/A
 Letterwinners ret./lost.....N/A

Facility Information

Facility.....Dunham Center
 Capacity.....1,800

Sports Information

Volleyball Contact.....Brian Hoener
 Email.....bhoener@fontbonne.edu
 Office Number.....(314) 889-1466
 Fax Number.....(314) 889-4507
 Website.....griffinpride.com

General Facts

Location.....Hannibal, Mo.
 Enrollment.....1,191
 Founded.....1928
 Colors.....Navy Blue and Scarlet
 Nickname.....Trojans
 President.....Dr. Anthony Allen
 Athletic Director.....Jason Nichols
 Conference.....American Midwest
 Affiliation.....NAIA

Coaching Staff

Head Coach.....Jade Brubaker
 Alma Mater.....Philadelphia Biblical
 Years at School.....Two
 Record at Hannibal.....3-28
 Career Record.....126-97
 Phone.....(573) 629-3224
 Email.....jade.brubaker@hlg.edu
 Assistant Coach.....Anthony Childers
 Alma Mater.....Huntington University

Team Information

2012 Record.....3-28
 Conference Record.....0-10
 Letterwinners ret./lost.....N/A

Facility Information

Facility.....Mabee Sport Complex
 Capacity.....N/A

Sports Information

Volleyball Contact.....Jordan Argo
 Email.....jordan.argo@hlg.edu
 Office Number.....(573) 629-3227
 Fax Number.....N/A
 Website.....hlgtrojans.com

General Facts

Location.....Phoenix, Ariz.
 Enrollment.....44,000
 Founded.....1949
 Colors.....Purple, Black, and White
 Nickname.....Antelopes
 President.....Brent Richardson
 Athletic Director.....B. Keith Baker
 Conference.....MIVA
 Affiliation.....NCAA Division II

Coaching Staff

Head Coach.....Jeremy Price
 Alma Mater.....Maryland
 Years at School.....Two
 Record at Grand Canyon.....15-17
 Career Record.....N/A
 Phone.....(602) 639-6043
 Email.....Jeremy.price@gcu.edu
 Assistant Coach.....Ryan Woodworth
 Alma Mater.....N/A

Team Information

2012 Record.....15-17
 Conference Record.....5-7
 Letterwinners ret./lost.....N/A

Facility Information

Facility.....Williams Gymnasium
 Capacity.....1,200

Sports Information

Volleyball Contact.....Steve Heath
 Email.....steven.heath@gcu.edu
 Office Number.....(602) 639-6514
 Fax Number.....N/A
 Website.....gculopes.com

2012 LINDENWOOD



Photo by Blake Bunton

SEASON IN REVIEW



The Lindenwood men's volleyball team finished up another successful season in 2012 with a 19-13 overall record. The Lions spent the season in the transition between being a member of NAIA and becoming a NCAA Division II institution.

Throughout the 2012 season, the Lions got a taste of what was in store for them in 2013 as they had matches against five of the seven schools in the Midwestern Intercollegiate Volleyball Association, the future conference they would become a member of. Those five schools included Ball State, Grand Canyon, Lewis, Loyola and Quincy. Lewis was ranked in both appearances against the Lions and Loyola was ranked in the lone appearance against Lindenwood. All three of the contests between Lewis and Loyola resulted in losses for the Lions. Lindenwood split against both Grand Canyon and Quincy and defeated Ball State at home.

Lindenwood jumped out to a quick 3-0 start before falling to Quincy and Park in the fourth and fifth contests of the season. Until mid-season, the Lions went back-and-forth with wins and losses, keeping their record at least two games over .500. On February 15, the Lions defeated Fontbonne which sparked an 8-3 run that bumped their record to 15-8.

The Lions finished the last nine games with a record of 4-5, including three victories and three losses to MIVA teams. Of those final nine games, eight of them were on the road. Lindenwood ended the season by defeating both Ball State and Quincy 3-0.

Over half of the team's matches ended in three sets. The Lions finished 11-7 in games with three sets, 5-4 in games with four sets and 3-2 in games that ended in five sets. Lindenwood is also riding on a four-game home winning streak dating back to March 2.

One of the best showings of the season for the Lions came against Pfeiffer on March 3, where the Lions

hit .500 as a team and recorded 46 kills on 80 attempts in the 3-0 victory. That was one of two matches where Lindenwood recorded a season-low six hitting errors. The Lions recorded a season-high 64 kills in the 2-3 loss to Park. In the four set victory to Limestone, Lindenwood recorded 63 digs.

As a team, the Lions hit .245 and averaged 12.8 kills per set. Lindenwood recorded 98 aces throughout the season compared to its opponents 82 aces. The Lions also outblocked their opponents 78-67 in solo blocks and 406-393 in block assists.

Senior Jack Mitchell led the Lions offensively, tallying a team-high 361 kills at 3.31 kills per set. Mitchell hit .251 in 109 sets. Playing in all 32 games for the Lions, Mitchell recorded 21 games with at least double-digit kills. He also recorded four, kill-dig double-doubles.

Sophomore Michael Adams also made his mark offensively for the Lions, recording 283 kills at a .208 clip during the season. Apart from the team's libero, Cory Buehler, Adams was second on the team in digs per set, averaging 1.60.

Buehler, the team's primary libero, averaged 2.16 digs per set and carried a 96.4 receiving percentage.

Logan Jarus, as a freshman, led the Lions in blocking with 115 total blocks. He recorded 17 solo blocks, just one shy of a team-high 18 by Mitchell, and 98 block assists. The freshman started and played in all 32 matches for the Lions. Jarus was third on the team in kills with 179.

Due to being in the candidacy stage for NCAA Division II, the Lions were unable to compete in a conference and therefore completed their season against Quincy. Looking ahead to 2013, the Lions are the newest member of the MIVA conference. Lindenwood will compete against each member school twice, tallying up for 14 conference matches.



2012 BOX SCORES

GAME 1 LINDENWOOD 3, LIMESTONE 1

Volleyball Box Score 2012 Lindenwood Men's Volleyball Lindenwood vs Limestone (Jan 20, 2012 at Gaffney, S.C.)

Box score table for Lindenwood vs Limestone. Columns include #, Name, S, K, E, TA, Pct, Assist, SA, SE, RE, Dig, BS, BA, BE, BH, Pts. Lindenwood won 3-1.

Team Attack By Set and SET SCORES for Lindenwood vs Limestone. Includes total team blocks (7-0) and team records.

Box score table for Limestone vs Lindenwood. Limestone lost 1-3.

Team Attack By Set and SET SCORES for Limestone vs Lindenwood. Includes total team blocks (14-0) and team records.

GAME 2 LINDENWOOD 3, LEES-MCRAE 2

Volleyball Box Score 2012 Lindenwood Men's Volleyball Lindenwood vs Lees-McRae (Jan 21, 2012 at Banner Elk, N.C.)

Box score table for Lindenwood vs Lees-McRae. Lindenwood won 3-2.

Team Attack By Set and SET SCORES for Lindenwood vs Lees-McRae. Includes total team blocks (10-0) and team records.

Box score table for Lees-McRae vs Lindenwood. Lees-McRae lost 2-3.

Team Attack By Set and SET SCORES for Lees-McRae vs Lindenwood. Includes total team blocks (15-0) and team records.

GAME 3 MISSOURI BAPTIST 3, MO. BAPTIST 0

Volleyball Box Score 2012 Lindenwood Men's Volleyball Missouri Baptist vs Lindenwood (Jan 25, 2012 at St. Charles, Mo.)

Box score table for Missouri Baptist vs Lindenwood. Missouri Baptist won 3-0.

Team Attack By Set and SET SCORES for Missouri Baptist vs Lindenwood. Includes total team blocks (10-0) and team records.

Box score table for Lindenwood vs Missouri Baptist. Lindenwood lost 0-3.

Team Attack By Set and SET SCORES for Lindenwood vs Missouri Baptist. Includes total team blocks (5-0) and team records.

GAME 4 QUINCY 3, LINDENWOOD 2

Volleyball Box Score 2012 Lindenwood Men's Volleyball Quincy vs Lindenwood (Jan 27, 2012 at St. Charles, Mo.)

Box score table for Quincy vs Lindenwood. Quincy won 3-2.

Team Attack By Set and SET SCORES for Quincy vs Lindenwood. Includes total team blocks (8-0) and team records.

Box score table for Lindenwood vs Quincy. Lindenwood lost 2-3.

Team Attack By Set and SET SCORES for Lindenwood vs Quincy. Includes total team blocks (9-0) and team records.

GAME 5 PARK 3, LINDENWOOD 2

Volleyball Box Score 2012 Lindenwood Men's Volleyball Park vs Lindenwood (Jan 29, 2012 at St. Charles, Mo.)

Box score table for Park vs Lindenwood. Park won 3-2.

Team Attack By Set and SET SCORES for Park vs Lindenwood. Includes total team blocks (14-0) and team records.

Box score table for Lindenwood vs Park. Lindenwood lost 2-3.

Team Attack By Set and SET SCORES for Lindenwood vs Park. Includes total team blocks (12-0) and team records.

GAME 6 RUST 3, LINDENWOOD 0

Volleyball Box Score 2012 Lindenwood Men's Volleyball Rust vs Lindenwood (Feb 03, 2012 at St. Charles, Mo.)

Box score table for Rust vs Lindenwood. Rust won 3-0.

Team Attack By Set and SET SCORES for Rust vs Lindenwood. Includes total team blocks (15-0) and team records.

Box score table for Lindenwood vs Rust. Lindenwood lost 0-3.

Team Attack By Set and SET SCORES for Lindenwood vs Rust. Includes total team blocks (6-0) and team records.

GAME 7 LINDENWOOD 3, GRACELAND 2

Volleyball Box Score 2012 Lindenwood Men's Volleyball Graceland vs Lindenwood (Feb 03, 2012 at St. Charles, Mo.)

Box score table for Graceland vs Lindenwood. Graceland won 2-3.

Team Attack By Set and SET SCORES for Graceland vs Lindenwood. Includes total team blocks (8-0) and team records.

Box score table for Lindenwood vs Graceland. Lindenwood won 3-2.

Team Attack By Set and SET SCORES for Lindenwood vs Graceland. Includes total team blocks (12-0) and team records.

GAME 8 GRANDVIEW 3, LINDENWOOD 1

Volleyball Box Score 2012 Lindenwood Men's Volleyball Grandview vs Lindenwood (Feb 04, 2012 at St. Charles, Mo.)

Box score table for Grandview vs Lindenwood. Grandview won 3-1.

Team Attack By Set and SET SCORES for Grandview vs Lindenwood. Includes total team blocks (11-5) and team records.

Box score table for Lindenwood vs Grandview. Lindenwood lost 1-3.

Team Attack By Set and SET SCORES for Lindenwood vs Grandview. Includes total team blocks (8-5) and team records.

2012 MEDIA COACHING INFORMATION STAFF 2013 ROSTER COACHING STAFF 2013 OPPONENTS 2012 ATHLETIC STATISTICS/RECORDS DEPARTMENT 2012 FACILITIES LINDENWOOD ST. LOUIS AREA



2012 BOX SCORES

GAME 9 LINDENWOOD 3, PARK 1

Volleyball Box Score 2012 Lindenwood Men's Volleyball Park vs Lindenwood (Feb 04, 2012 at St. Charles, Mo.)

Team Attack By Set, SET SCORES, Team Records

Team Attack By Set, SET SCORES, Team Records

GAME 10 BALL STATE 3, LINDENWOOD 1

Volleyball Box Score 2012 Lindenwood Men's Volleyball Lindenwood vs Ball State (Feb 09, 2012 at Muncie, Ind.)

Team Attack By Set, SET SCORES, Team Records

Team Attack By Set, SET SCORES, Team Records

GAME 11 LINDENWOOD 3, MILWAUKEE ENG. 0

Volleyball Box Score 2012 Lindenwood Men's Volleyball Lindenwood vs Milwaukee Engin. (Feb 11, 2012 at Milwaukee, Wis.)

Team Attack By Set, SET SCORES, Team Records

Team Attack By Set, SET SCORES, Team Records

GAME 12 CARTHAGE 3, LINDENWOOD 0

Volleyball Box Score 2012 Lindenwood Men's Volleyball Lindenwood vs Carthage (Feb 12, 2012 at Kenosha, Wis.)

Team Attack By Set, SET SCORES, Team Records

Team Attack By Set, SET SCORES, Team Records

GAME 13 LINDENWOOD 3, FONTBONNE 0

Volleyball Box Score 2012 Lindenwood Men's Volleyball Fontbonne vs Lindenwood (Feb 15, 2012 at St. Charles, Mo.)

Team Attack By Set, SET SCORES, Team Records

Team Attack By Set, SET SCORES, Team Records

GAME 14 LINDENWOOD 3, MO. BAPTIST 2

Volleyball Box Score 2012 Lindenwood Men's Volleyball Lindenwood vs Missouri Baptist (Feb 22, 2012 at St. Louis, Mo.)

Team Attack By Set, SET SCORES, Team Records

Team Attack By Set, SET SCORES, Team Records

GAME 15 LEWIS 3, LINDENWOOD 0

Volleyball Box Score 2012 Lindenwood Men's Volleyball #7 Lewis vs Lindenwood (Feb 25, 2012 at St. Charles, Mo.)

Team Attack By Set, SET SCORES, Team Records

Team Attack By Set, SET SCORES, Team Records

GAME 16 CAL. BAPTIST 3, LINDENWOOD 1

Volleyball Box Score 2012 Lindenwood Men's Volleyball California Baptist vs Lindenwood (Mar 02, 2012 at St. Charles, Mo.)

Team Attack By Set, SET SCORES, Team Records

Team Attack By Set, SET SCORES, Team Records

GAME 17 CAL. BAPTIST 3, LINDENWOOD 1

Volleyball Box Score 2012 Lindenwood Men's Volleyball California Baptist vs Lindenwood (Mar 02, 2012 at St. Charles, Mo.)

Team Attack By Set, SET SCORES, Team Records

Team Attack By Set, SET SCORES, Team Records

MEDIA INFORMATION COACHING STAFF 2013 ROSTER OPPONENTS 2012 STATISTICS / RECORDS DEPARTMENT FACILITIES LINDENWOOD AREA

2012 BOX SCORES

GAME 17
LINDENWOOD 3, KING 0

Volleyball Box Score
2012 Lindenwood Men's Volleyball
King vs Lindenwood (Mar 02, 2012 at St. Charles, Mo.)

#	King	S	K	E	TA	Pct	Ass	SA	SE	RE	Dig	BS	BA	BE	BH	Pts
3	Koebel,Michael	3	6	5	19	.053	0	0	0	0	2	0	1	0	0	6.5
5	Farker,Neil	3	2	0	4	.500	21	0	0	0	1	0	1	1	0	2.5
6	Harper,Matthew	1	1	0	4	.250	0	0	0	0	1	0	2	0	0	2.0
14	Brown,Stephen	3	3	4	10	-.100	0	0	0	0	1	0	1	0	0	3.0
20	Fridley,James	3	3	4	15	-.067	0	0	2	0	4	0	2	0	0	4.0
25	Funk,Jeremy	3	3	3	13	.000	1	1	3	2	4	0	1	0	0	4.5
1	Rozers,Brandon	3	0	0	0	.000	1	0	0	0	10	0	0	0	0	0.0
11	Crane,Justin	1	0	0	0	.000	0	0	0	0	0	0	0	0	0	0.0
21	Glenn,Eric	2	6	4	17	-.118	0	0	0	0	0	1	3	0	0	8.5
Totals		3	24	20	82	-.049	23	1	1	7	21	1	10	21	0	31.0

Team Attack By Set

Set	K	E	TA	Pct	Sidout	Pct
1	8	5	28	.107	11-25	43%
2	12	6	28	.214	15-24	62%
3	4	9	26	-.192	9-25	36%

SET SCORES
King (0) 17 22 14 6-11
Lindenwood (3) 25 25 25 10-7

TOTAL TEAM BLOCKS: 6-0

#	Lindenwood	S	K	E	TA	Pct	Ass	SA	SE	RE	Dig	BS	BA	BE	BH	Pts
3	Schmidt,Tim	2	1	0	1	1.000	20	1	0	0	0	0	0	0	0	2.5
6	Adams,Michael	3	6	4	15	-.133	2	1	2	0	6	1	2	0	0	9.0
10	Mitchell,Jack	3	11	6	28	-.227	0	0	0	0	4	0	0	0	0	32.0
13	Tudor,Austin	3	12	5	26	-.269	0	0	0	0	1	5	2	2	0	14.0
15	Bruton,Evan	3	3	0	7	.429	0	0	0	0	1	4	1	0	0	8.0
16	Janus,Logan	3	9	0	11	.818	1	1	2	0	0	0	0	0	0	12.0
1	Poole,David	3	0	0	0	.000	1	0	0	0	5	0	0	0	0	0.0
2	Schmalzried,Kevin	3	0	0	0	.000	1	0	0	0	0	0	0	0	0	0.0
7	Plummer,Jim	1	1	1	3	.000	0	0	0	0	1	0	0	0	0	1.0
8	Cox,Christopher	2	2	2	6	.000	7	0	1	0	3	1	0	0	0	2.5
11	Calder,Casey	1	0	1	2	-.500	0	0	0	0	0	0	0	0	0	0.0
21	Whitaker,Sam	1	0	1	1	-.500	0	0	0	0	0	0	0	0	0	0.0
Totals		3	45	20	91	-.266	37	2	7	1	34	6	12	3	1	59.0

Team Attack By Set

Set	K	E	TA	Pct	Sidout	Pct
1	18	6	32	.375	11-17	64%
2	13	6	27	.259	16-23	69%
3	14	8	35	.171	9-14	64%

SET SCORES
King (0) 17 22 14 6-11
Lindenwood (3) 25 25 25 10-7

TOTAL TEAM BLOCKS: 12-0

Date: Mar 02, 2012
Site: St. Charles, Mo. (Hyland Arena)
Attendance: 200
Time: 1:05
Referees: Ric Washburn, Tom McFadden

Tie scores: 1 2 3 Total
0 7 3 10
Lead change: 2 1 3

GAME 18
LINDENWOOD 3, LIMESTONE 1

Volleyball Box Score
2012 Lindenwood Men's Volleyball
Limestone vs Lindenwood (Mar 03, 2012 at St. Charles, Mo.)

#	Limestone	S	K	E	TA	Pct	Ass	SA	SE	RE	Dig	BS	BA	BE	BH	Pts
3	Van Gronsveld,Curtis	4	5	1	11	.364	0	0	0	0	1	0	0	0	0	6.5
12	Hart,Kevin	4	9	7	32	.062	1	1	0	0	10	1	3	0	0	9.0
22	Pile,Andrew	4	3	1	6	.333	41	0	2	0	10	1	1	0	0	4.5
29	Daley,Dezek	4	11	4	24	-.292	0	0	2	0	2	0	3	0	0	12.5
30	Warren,Scott	4	8	3	40	-.125	0	0	0	0	1	0	3	0	0	9.5
19	Miller,Andrew	4	10	4	28	-.214	2	1	0	0	16	2	3	0	0	14.5
0	Dorr,James	1	0	0	0	.000	0	0	0	0	0	0	0	0	0	0.0
1	Gilliland,Joe	4	1	0	1	1.000	3	0	0	0	4	1	1	0	0	1.0
7	Team															
Totals		4	47	20	142	-.190	47	1	8	7	59	3	13	2	0	57.5

Team Attack By Set

Set	K	E	TA	Pct	Sidout	Pct
1	7	35	111	-.152	58%	
2	13	6	39	.179	15-23	65%
3	7	3	34	.118	12-25	47%

SET SCORES
Limestone (1) 25 22 16 19-6-7
Lindenwood (3) 21 25 25 25 11-7

TOTAL TEAM BLOCKS: 9-5

#	Lindenwood	S	K	E	TA	Pct	Ass	SA	SE	RE	Dig	BS	BA	BE	BH	Pts
3	Schmidt,Tim	4	5	1	11	.364	49	1	4	0	12	2	2	1	0	7.0
6	Adams,Michael	4	11	4	29	-.241	0	1	0	0	9	1	1	0	0	13.5
10	Mitchell,Jack	3	2	4	13	-.077	0	0	0	0	2	0	2	0	0	4.0
13	Tudor,Austin	4	11	7	40	-.100	2	1	1	0	8	1	0	0	0	14.5
15	Bruton,Evan	4	3	3	15	.000	4	3	1	0	2	3	0	0	0	5.5
16	Janus,Logan	4	9	0	14	.643	3	1	0	0	0	0	3	0	0	10.5
1	Poole,David	4	0	0	0	.000	3	0	0	0	17	0	0	0	0	0.0
2	Schmalzried,Kevin	4	0	0	0	.000	2	0	0	0	12	0	0	0	0	0.0
7	Plummer,Jim	4	16	5	33	-.333	2	0	0	0	12	0	0	0	0	16.0
8	Cox,Christopher	1	0	0	0	.000	0	0	0	0	0	0	0	0	0	0.0
10	Mitchell,Jack	1	0	0	0	.000	0	0	0	0	0	0	0	0	0	0.0
11	Calder,Casey	1	0	1	2	-.500	0	0	0	0	0	0	0	0	0	0.0
21	Whitaker,Sam	4	58	24	155	-.119	57	7	9	1	63	1	12	1	0	72.0
Totals		4	58	24	155	-.119	57	7	9	1	63	1	12	1	0	72.0

Team Attack By Set

Set	K	E	TA	Pct	Sidout	Pct
1	15	5	41	.244	15-23	65%
2	14	6	40	.200	12-17	70%
4	17	4	42	.310	14-20	69%

SET SCORES
Limestone (1) 25 22 16 19-6-7
Lindenwood (3) 21 25 25 25 11-7

TOTAL TEAM BLOCKS: 7-0

Date: Mar 03, 2012
Site: St. Charles, Mo. (Hyland Arena)
Attendance: 150
Time: 1:39
Referees: Marty Prochko, Ken O'Day

Tie scores: 1 2 3 Total
1 4 0 5
Lead change: 1 4 0 5

GAME 19
LINDENWOOD 3, PFEIFFER 0

Volleyball Box Score
2012 Lindenwood Men's Volleyball
Pfeiffer vs Lindenwood (Mar 03, 2012 at St. Charles, Mo.)

#	Pfeiffer	S	K	E	TA	Pct	Ass	SA	SE	RE	Dig	BS	BA	BE	BH	Pts
1	Weise,Konstantin	3	2	2	7	.000	20	0	0	0	1	0	0	0	0	2.5
7	Edman,Eric	3	7	3	18	-.222	0	0	0	0	1	3	0	0	0	7.0
14	Moore,Quentin	2	7	3	13	.308	0	0	0	0	3	2	0	0	0	7.0
19	Specian,David	3	0	0	0	.000	19	0	0	0	0	4	0	0	0	0.0
21	Frazier,David	3	2	2	8	.000	0	0	0	0	0	2	0	1	0	2.5
25	Brophy,Caleb	3	6	7	24	-.042	1	0	2	0	4	1	0	0	0	6.5
2	Borner,Michael	2	1	3	8	-.250	0	0	0	0	1	2	0	0	0	1.5
9	Hess,Mark	3	0	0	0	.000	0	0	0	0	0	0	0	0	0	0.0
11	Johnson,Lance	1	0	0	0	.000	0	0	0	0	0	0	0	0	0	0.0
Totals		3	25	20	83	-.060	22	6	3	5	25	0	4	2	1	27.0

Team Attack By Set

Set	K	E	TA	Pct	Sidout	Pct
1	7	22	000	11-25	43%	
2	10	7	34	.088	14-24	58%
3	8	6	27	.074	15-20	60%

SET SCORES
Pfeiffer (0) 11 18 16 11-3
Lindenwood (3) 25 25 25 12-7

TOTAL TEAM BLOCKS: 2-0

#	Lindenwood	S	K	E	TA	Pct	Ass	SA	SE	RE	Dig	BS	BA	BE	BH	Pts
3	Schmidt,Tim	3	2	0	4	.500	30	1	0	0	2	0	0	0	0	3.5
6	Adams,Michael	3	6	4	15	-.133	1	3	2	0	5	1	2	0	0	10.0
7	Plummer,Jim	3	10	7	34	-.088	0	0	0	0	8	0	1	0	0	11.0
13	Tudor,Austin	3	13	2	24	.250	2	0	0	0	3	0	0	0	0	13.0
15	Bruton,Evan	3	7	0	7	1.000	0	0	0	0	0	0	0	0	0	7.5
16	Janus,Logan	3	7	14	42	.000	0	0	0	0	0	0	0	0	0	10.0
1	Poole,David	3	0	0	0	.000	2	0	0	0	9	0	0	0	0	0.0
2	Schmalzried,Kevin	3	0	0	0	.000	2	0	0	0	9	0	0	0	0	0.0
8	Cox,Christopher	2	0	0	0	.000	6	0	1	0	1	0	0	0	0	0.0
10	Mitchell,Jack	2	2	2	4	.000	0	0	0	0	1	0	0	0	0	2.5
11	Calder,Casey	3	0	0	0	.000	0	0	0	0	0	0	0	0	0	0.0
12	Steiner,Micha	1	0	0	0	.000	4	1	0	0	0	0	0	0	0	0.0
Totals		3	46	6	80	.000	44	5	14	0	32	2	10	1	0	58.0

Team Attack By Set

Set	K	E	TA	Pct	Sidout	Pct
1	14	0	20	.700	10-11	90%
2	14	4	24	.324	15-19	79%
3	17	2	26	.577	15-19	63%

SET SCORES
Pfeiffer (0) 11 18 16 11-3
Lindenwood (3) 25 25 25 12-7

TOTAL TEAM BLOCKS: 11-0

Date: Mar 03, 2012
Site: St. Charles, Mo. (Hyland Arena)
Attendance: 150
Time: 1:39
Referees: Marty Prochko, Dan Underwood

Tie scores: 2 6 1 9
Lead change: 1 0 1 1

GAME 20
LINDENWOOD 3, HANIBAL L-G 0

Volleyball Box Score
2012 Lindenwood Men's Volleyball
Lindenwood vs Hannibal-LaGrange (Mar 08, 2012 at Hannibal, Mo.)

#</

2012 OVERALL STATISTICS

Overall record: 19-13 Conf: 0-0 Home: 9-5 Away: 10-7 Neutral: 0-1

#	Player	sp	Attack				pct	Set		Serve			Dig		Blocking					points		
			k	k/s	e	ta		a	a/s	sa	se	sa/s	re	dig	dig/s	bs	ba	total	blk/s		be	bhe
1	Poole,David	78	0	0.00	1	2	-.500	16	0.21	1	12	0.01	1	90	1.15	0	0	0	0.00	0	1	1.0
2	Schmalzried,Kevin	21	2	0.10	1	7	.143	105	5.00	1	6	0.05	0	24	1.14	1	3	4	0.19	2	2	5.5
3	Schmidt,Tim	92	53	0.58	17	115	.313	950	10.33	7	59	0.08	1	146	1.59	6	29	35	0.38	9	19	80.5
5	Saunders,JeVaughn	4	8	2.00	2	15	.400	0	0.00	0	1	0.00	0	4	1.00	0	1	1	0.25	1	0	8.5
6	Adams,Michael	106	283	2.67	137	702	.208	33	0.31	28	85	0.26	24	170	1.60	13	37	50	0.47	1	1	342.5
7	Plummer,JM	89	177	1.99	106	498	.143	14	0.16	5	28	0.06	15	155	1.74	4	35	39	0.44	1	2	203.5
8	Cox,Christopher	41	21	0.51	11	48	.208	200	4.88	0	9	0.00	1	30	0.73	2	6	8	0.20	1	0	26.0
9	Buehler,Cory	86	0	0.00	1	6	-.167	30	0.35	0	0	0.00	17	186	2.16	0	0	0	0.00	0	0	0.0
10	Mitchell,Jack	109	361	3.31	151	835	.251	9	0.08	8	23	0.07	1	162	1.49	18	78	96	0.88	4	0	426.0
11	Calder,Casey	47	13	0.28	5	28	.286	1	0.02	5	7	0.11	0	16	0.34	1	1	2	0.04	0	0	19.5
12	Steiner,Micah	10	0	0.00	0	0	.000	0	0.00	5	1	0.50	1	1	0.10	0	0	0	0.00	0	0	5.0
13	Tudor,Austin	64	163	2.55	83	404	.198	13	0.20	14	36	0.22	9	91	1.42	5	18	23	0.36	3	1	191.0
14	Cruz,Thomas	6	4	0.67	3	12	.083	0	0.00	0	0	0.00	0	0	0.00	0	2	2	0.33	0	0	5.0
15	Bruton,Evan	38	47	1.24	14	104	.317	0	0.00	5	19	0.13	0	9	0.24	1	36	37	0.97	2	0	71.0
16	Jarus,Logan	111	179	1.61	47	356	.371	7	0.06	3	28	0.03	1	35	0.32	17	98	115	1.04	6	2	248.0
21	Whitaker,Sam	9	4	0.44	4	13	.000	0	0.00	4	0	0.44	0	3	0.33	1	10	11	1.22	0	0	14.0
22	Siwicki,Scott	80	152	1.90	44	285	.379	3	0.04	12	43	0.15	1	31	0.39	9	52	61	0.76	7	0	199.0
23	Thompson,John	1	0	0.00	1	1	-1.000	0	0.00	0	0	0.00	0	0	0.00	0	0	0	0.00	0	0	0.0
LINDENWOOD		115	146	12.76	628	343	.245	138	12.01	98	357	0.85	82	115	10.03	78	406	281.0	2.44	37	28	1846.0
Opponents		115	138	12.01	626	338	.223	130	11.30	82	354	0.71	98	112	9.74	67	393	263.5	2.29	55	29	1726.5

Team Statistics	LWU	OPP	Date	Opponent	Score	Score by set	Att.	
ATTACK								
Kills	1467	1381	Jan 20	at Limestone	w	3-1	25-21,21-25,25-21,25-22	234
Errors	628	626	Jan 21	at Lees-McRae	w	3-2	25-23,25-21,20-25,26-28,15-11	548
Total Attacks	3431	3384	Jan 25	MISSOURI BAPTIST	w	3-0	25-22,25-16,25-15	209
Attack Pct	.245	.223	Jan 27	QUINCY	L	2-3	23-25,22-25,25-18,25-18,12-15	419
Kills/Set	12.8	12.0	Jan 29	PARK	L	2-3	28-30,19-25,25-23,25-22,13-15	105
SET								
Assists	1381	1300	Feb 03	RUST	w	3-0	25-13,25-22,25-12	200
Attempts	3364	3330	Feb 03	GRACELAND	w	3-2	14-25,25-22,21-25,25-19,15-11	250
Assist Pct	.411	.390	Feb 04	GRAND VIEW	L	1-3	21-25,25-22,18-25,15-25	175
Assists/Set	12.0	11.3	Feb 04	PARK	w	3-1	20-25,25-22,25-20,25-21	175
SERVE								
Aces	98	82	Feb 09	at Ball State	L	1-3	22-25,20-25,25-23,13-25	313
Errors	357	354	Feb 11	at Milwaukee Engin.	w	3-0	25-22,25-23,25-15	59
Attempts	2602	2505	Feb 12	at Carthage	L	0-3	19-25,18-25,21-25	110
Serve Pct	.863	.859	Feb 15	FONTBONNE	w	3-0	25-13,25-11,25-16	100
Aces/Set	0.9	0.7	Feb 22	at Missouri Baptist	w	3-2	22-25,25-22,25-23,23-25,16-14	150
SERVE RECEPTIONS								
Errors	82	98	Feb 25	#7 LEWIS	L	0-3	21-25,19-25,17-25	261
Errors/Set	0.7	0.9	Mar 02	CALIFORNIA BAPTIST	L	1-3	17-25,25-22,21-25,21-25	200
Attempts	2146	2243	Mar 02	KING	w	3-0	25-17,25-22,25-14	200
Reception Pct	.962	.956	Mar 03	LIMESTONE	w	3-1	21-25,25-22,25-16,25-19	150
DEFENSE								
Digs	1153	1120	Mar 03	PFEIFFER	w	3-0	25-11,25-18,25-16	150
Digs/Set	10.0	9.7	Mar 08	at Hannibal-LaGrange	w	3-0	25-18,28-26,25-17	100
BLOCKING								
Block Solo	78	67	Mar 11	vs Carthage	L	0-3	24-26,22-25,11-25	75
Block Assist	406	393	Mar 13	at Fontbonne	w	3-0	25-19,25-19,25-17	60
Total Blocks	281.0	263.5	Mar 16	at Saint Xavier	w	3-1	23-25,25-22,25-18,25-14	100
Blocks/Set	2.4	2.3	Mar 17	at #6 Lewis	L	0-3	19-25,20-25,16-25	492
Block Errors	37	55	Mar 26	at Hope International	L	0-3	27-29,25-27,25-27	181
Ball handling errors	28	29	Mar 27	at California Baptist	L	1-3	33-35,25-18,22-25,19-25	194
ATTENDANCE								
Total	2828	3305	Mar 28	at California Baptist	w	3-0	30-28,25-20,25-21	209
Dates/Avg Per Date	14/202	17/194	Mar 30	at Grand Canyon	L	0-3	22-25,22-25,15-25	96
Neutral site #/Avg	1/75	-	Mar 31	at Grand Canyon	w	3-1	25-23,18-25,26-24,25-19	104
Current win streak	2	-	Apr 04	at #15 Loyola	L	0-3	15-25,20-25,11-25	178
Home win streak	4	-	Apr 14	BALL STATE	w	3-0	25-19,25-22,25-22	234
			Apr 15	at Quincy	w	3-0	29-27,25-14,25-21	177

Record in 3-set matches:11-7 • Record in 4-set matches:5-4 • Record in 5-set matches:3-2

2012 MEDIA INFORMATION

2013 COACHING STAFF

2013 ROSTER

2013 OPPONENTS

2012 STATISTICS/RECORDS

ATHLETIC DEPARTMENT

FACILITIES

LINDENWOOD

ST. LOUIS AREA



2012 KILLS-ACES-DIGS-BLOCKS

Opponent	Date	Score	1 Poole,David	2 Schmalzried,K	3 Schmidt,Tim	5 Saunders,JeV	6 Adams,Michae	7 Plummer,JM	8 Cox,Christoph	9 Buehler,Cory	10 Mitchell,Jack	11 Calder,Casey	12 Steiner,Micah
at LC	Jan 20	3-1 W	0-1-0-0	DNP	1-1-9-1	DNP	14-1-6-1	11-0-11-1	DNP	0-0-11-0	17-2-4-2	0-0-0-0	DNP
at LMC	Jan 21	3-2 W	0-0-2-0	0-0-0-0	4-0-7-2	DNP	6-2-9-1	6-0-9-0	DNP	0-0-13-0	19-0-6-6	0-1-0-0	DNP
MBU	Jan 25	3-0 W	0-0-4-0	DNP	1-0-6-2	DNP	9-3-4-0	9-1-3-2	DNP	0-0-7-0	11-1-7-0	DNP	DNP
QU	Jan 27	2-3 L	0-0-0-0	DNP	4-0-6-4	DNP	13-0-14-1	11-0-7-0	DNP	0-0-7-0	15-0-6-2	DNP	DNP
PARK	Jan 29	2-3 L	0-0-0-0	DNP	1-0-3-2	DNP	15-3-10-4	11-0-7-0	1-0-4-0	0-0-3-0	17-0-9-6	0-0-0-0	DNP
RUST	Feb 03	3-0 W	0-0-11-0	0-0-2-0	DNP	DNP	6-0-2-0	5-0-0-0	10-0-3-1	DNP	6-0-2-1	6-0-2-1	0-5-1-0
GU	Feb 03	3-2 W	0-0-0-0	DNP	DNP	DNP	14-3-4-3	10-0-7-1	1-0-7-3	0-0-6-0	11-0-10-3	0-0-0-0	DNP
GUVU	Feb 04	1-3 L	0-0-1-0	DNP	DNP	DNP	10-3-7-3	8-0-4-1	2-0-5-0	0-0-14-0	12-0-6-3	0-0-0-0	DNP
PARK	Feb 04	3-1 W	0-0-0-0	DNP	1-0-10-0	DNP	14-2-10-2	7-0-9-3	0-0-2-0	0-0-14-0	19-0-5-7	0-0-0-0	DNP
at BSU	Feb 09	1-3 L	0-0-0-0	DNP	2-0-8-0	DNP	10-0-9-1	3-0-4-2	DNP	0-0-8-0	15-0-6-1	DNP	DNP
at MSOE	Feb 11	3-0 W	0-0-3-0	0-1-1-0	1-1-6-0	DNP	6-0-1-1	6-0-8-1	0-0-0-0	0-0-1-0	7-0-6-3	0-0-0-0	DNP
at CC	Feb 12	0-3 L	0-0-1-0	DNP	2-0-2-0	DNP	6-0-6-0	8-0-8-2	0-0-0-0	0-0-17-0	8-0-5-2	DNP	DNP
FONT	Feb 15	3-0 W	0-0-7-0	0-0-2-2	DNP	4-0-4-0	7-0-2-2	3-1-0-0	1-0-2-1	DNP	1-2-2-1	4-0-3-0	0-0-0-0
at MBU	Feb 22	3-2 W	0-0-0-0	0-0-8-0	1-0-4-0	DNP	7-2-0-3	12-0-9-3	0-0-0-0	0-0-10-0	11-0-3-4	0-0-1-0	DNP
LEWIS	Feb 25	0-3 L	0-0-0-0	DNP	0-0-3-0	DNP	7-0-2-1	6-0-4-2	0-0-0-0	0-0-2-0	13-0-5-2	DNP	DNP
CBU	Mar 02	1-3 L	0-0-7-0	0-0-1-0	2-0-4-1	DNP	8-1-4-0	0-0-1-0	0-0-0-0	0-0-1-0	19-0-1-4	0-0-0-0	0-0-0-0
KING	Mar 02	3-0 W	0-0-5-0	0-0-3-0	1-1-5-1	DNP	6-1-6-3	1-0-1-0	2-0-3-1	DNP	11-0-3-2	0-0-0-0	DNP
LC	Mar 03	3-1 W	0-0-17-0	DNP	5-1-12-2	DNP	11-1-9-2	16-0-12-0	DNP	DNP	3-0-2-2	0-1-0-0	0-0-0-0
PU	Mar 03	3-0 W	0-0-9-0	0-0-0-0	2-1-5-1	DNP	5-3-5-3	10-1-9-1	0-0-1-0	DNP	2-0-0-1	0-0-0-0	0-0-0-0
at HLG	Mar 08	3-0 W	0-0-1-0	0-0-2-0	1-0-3-1	DNP	15-0-5-3	2-0-3-2	0-0-0-0	0-0-6-0	9-1-5-3	1-0-3-0	DNP
vs CC	Mar 11	0-3 L	0-0-0-0	DNP	1-0-1-2	DNP	9-0-3-2	5-0-0-1	DNP	0-0-6-0	16-0-8-2	0-0-1-0	DNP
at FONT	Mar 13	3-0 W	0-0-7-0	2-0-4-2	DNP	4-0-0-1	10-1-5-2	DNP	3-0-1-1	DNP	5-1-1-4	2-0-1-1	0-0-0-0
at SXU	Mar 16	3-1 W	DNP	DNP	5-1-2-3	DNP	12-0-9-1	7-1-8-3	0-0-0-0	0-0-16-0	18-0-10-5	0-2-3-0	DNP
at LEWIS	Mar 17	0-3 L	DNP	0-0-1-0	0-0-1-0	DNP	8-1-5-0	2-0-6-0	1-0-1-1	0-0-0-0	10-0-1-3	0-0-0-0	DNP
at HIU	Mar 26	0-3 L	0-0-1-0	DNP	4-0-5-1	DNP	4-0-2-0	3-0-11-1	0-0-1-0	0-0-9-0	11-0-1-6	0-0-0-0	DNP
at CBU	Mar 27	1-3 L	0-0-1-0	DNP	4-1-7-4	DNP	11-0-8-3	DNP	DNP	0-0-4-0	9-0-11-2	0-0-0-0	DNP
at CBU	Mar 28	3-0 W	DNP	DNP	1-0-5-2	DNP	14-0-5-2	DNP	DNP	0-0-14-0	9-0-5-4	0-1-1-0	DNP
at GCU	Mar 30	0-3 L	0-0-0-0	0-0-0-0	1-0-2-1	DNP	9-0-5-2	DNP	DNP	0-0-5-0	10-0-11-0	0-0-0-0	DNP
at GCU	Mar 31	3-1 W	DNP	DNP	2-0-6-0	DNP	11-0-8-1	DNP	0-0-0-0	0-0-11-0	16-0-10-6	DNP	DNP
at LUC	Apr 04	0-3 L	0-0-0-0	DNP	1-0-7-1	DNP	3-0-2-2	0-0-0-0	DNP	0-0-1-0	2-0-2-2	0-0-0-0	DNP
BSU	Apr 14	3-0 W	0-0-4-0	DNP	2-0-12-2	DNP	3-1-3-1	8-1-7-8	DNP	DNP	14-1-3-4	0-0-0-0	DNP
at QU	Apr 15	3-0 W	0-0-9-0	DNP	3-0-5-2	DNP	DNP	7-0-7-5	DNP	DNP	15-0-6-3	0-0-1-0	DNP

Opponent	Date	Score	13 Tudor,Austin	14 Cruz,Thomas	15 Bruton,Evan	16 Jarus,Logan	21 Whitaker,Sam	22 Siwicki,Scott	23 Thompson,Jo
at LC	Jan 20	3-1 W	DNP	DNP	DNP	2-0-0-2	DNP	9-0-1-4	DNP
at LMC	Jan 21	3-2 W	0-0-0-0	DNP	DNP	7-0-1-4	DNP	8-4-0-4	DNP
MBU	Jan 25	3-0 W	0-0-0-0	DNP	0-0-0-0	5-1-1-0	DNP	5-2-0-5	DNP
QU	Jan 27	2-3 L	DNP	DNP	DNP	8-0-3-2	DNP	7-1-5-6	DNP
PARK	Jan 29	2-3 L	0-0-0-0	DNP	DNP	8-0-2-8	DNP	11-1-1-1	DNP
RUST	Feb 03	3-0 W	10-0-2-3	DNP	2-3-1-0	0-0-0-1	0-2-1-2	DNP	DNP
GU	Feb 03	3-2 W	0-0-0-0	DNP	DNP	10-0-1-3	DNP	5-0-1-4	DNP
GUVU	Feb 04	1-3 L	1-0-0-1	DNP	DNP	7-0-1-8	DNP	6-0-2-0	DNP
PARK	Feb 04	3-1 W	DNP	DNP	DNP	6-1-1-7	DNP	10-0-0-4	DNP
at BSU	Feb 09	1-3 L	1-0-2-0	DNP	DNP	4-0-0-1	DNP	8-0-3-2	DNP
at MSOE	Feb 11	3-0 W	8-2-4-0	DNP	1-0-0-0	5-0-0-3	DNP	4-1-1-0	DNP
at CC	Feb 12	0-3 L	DNP	DNP	DNP	8-0-1-3	DNP	4-0-2-2	DNP
FONT	Feb 15	3-0 W	8-2-2-0	3-0-0-2	2-0-0-1	3-0-1-4	2-0-1-3	2-0-0-0	0-0-0-0
at MBU	Feb 22	3-2 W	14-1-7-1	DNP	DNP	6-0-1-3	DNP	7-0-1-4	DNP
LEWIS	Feb 25	0-3 L	0-0-0-0	DNP	DNP	4-0-1-3	DNP	5-0-2-2	DNP
CBU	Mar 02	1-3 L	9-1-2-3	DNP	5-0-1-3	4-0-3-4	DNP	DNP	DNP
KING	Mar 02	3-0 W	12-0-5-2	DNP	3-0-2-5	9-0-1-4	0-0-0-0	DNP	DNP
LC	Mar 03	3-1 W	11-3-8-1	DNP	3-1-3-3	9-0-0-3	DNP	DNP	DNP
PU	Mar 03	3-0 W	13-0-3-0	DNP	7-0-0-1	7-0-0-5	DNP	DNP	DNP
at HLG	Mar 08	3-0 W	6-1-4-1	DNP	3-0-0-4	8-0-3-5	0-0-0-1	DNP	DNP
vs CC	Mar 11	0-3 L	0-1-1-0	DNP	2-0-1-2	4-0-1-5	1-0-0-0	DNP	DNP
at FONT	Mar 13	3-0 W	6-0-0-0	1-0-0-0	5-0-1-6	1-0-1-0	1-2-1-5	DNP	DNP
at SXU	Mar 16	3-1 W	DNP	DNP	10-0-0-5	8-0-2-4	DNP	DNP	DNP
at LEWIS	Mar 17	0-3 L	3-0-3-0	DNP	0-0-0-2	2-0-0-0	DNP	3-0-0-0	DNP
at HIU	Mar 26	0-3 L	8-0-6-1	DNP	4-1-0-5	4-0-0-2	DNP	2-0-1-0	DNP
at CBU	Mar 27	1-3 L	14-0-11-0	DNP	0-0-0-0	6-0-2-5	DNP	9-0-2-3	DNP
at CBU	Mar 28	3-0 W	10-1-8-3	DNP	DNP	3-0-3-5	DNP	7-1-2-1	DNP
at GCU	Mar 30	0-3 L	7-0-1-0	DNP	0-0-0-0	5-1-1-1	DNP	5-1-1-0	DNP
at GCU	Mar 31	3-1 W	11-1-9-3	DNP	DNP	9-0-1-3	DNP	14-1-1-6	DNP
at LUC	Apr 04	0-3 L	2-0-6-1	DNP	DNP	3-0-1-4	DNP	10-0-1-2	DNP
BSU	Apr 14	3-0 W	2-0-1-1	DNP	DNP	7-0-2-7	DNP	7-0-3-5	DNP
at QU	Apr 15	3-0 W	7-1-6-2	DNP	DNP	7-0-0-6	DNP	4-0-1-6	DNP

MEDIA INFORMATION COACHING STAFF 2013 ROSTER OPPONENTS

2012 STATISTICS/RECORDS

ATHLETIC DEPARTMENT

FACILITIES

LINDENWOOD

ST. LOUIS AREA

2012 LINDENWOOD MATCH HIGHS



2012
STATISTICS/
RECORDS

2013
OPPONENTS

2013
ROSTER

COACHING
STAFF

MEDIA
INFORMATION

ATHLETIC
DEPARTMENT

FACILITIES

LINDENWOOD

ST. LOUIS
AREA

ATTACK PERCENT (K-E-TA) minimum 12 kills

.519 (16- 2-27)	Mitchell,Jack vs Carthage (Mar 11, 2012 in St. Louis, Mo.)
.500 (13- 1-24)	Tudor,Austin vs Pfeiffer (Mar 03, 2012)
.478 (14- 3-23)	Siwicki,Scott at Grand Canyon (Mar 31, 2012)
.455 (19- 4-33)	Mitchell,Jack vs California Baptist (Mar 02, 2012)
.448 (15- 2-29)	Adams,Michael at Hannibal-LaGrange (Mar 08, 2012)
.440 (14- 3-25)	Mitchell,Jack vs Ball State (Apr 14, 2012)
.421 (18- 2-38)	Mitchell,Jack at Saint Xavier (Mar 16, 2012)
.406 (17- 4-32)	Mitchell,Jack at Limestone (Jan 20, 2012)
.393 (15- 4-28)	Mitchell,Jack at Quincy (Apr 15, 2012)
.333 (16- 5-33)	Plummer,JM vs Limestone (Mar 03, 2012)

KILLS (K-E-TA)

19 (19- 4-33) 4s	Mitchell,Jack vs California Baptist (Mar 02, 2012)
19 (19- 7-43) 5s	Mitchell,Jack at Lees-McRae (Jan 21, 2012)
19 (19- 7-46) 4s	Mitchell,Jack vs Park (Feb 04, 2012)
18 (18- 2-38) 4s	Mitchell,Jack at Saint Xavier (Mar 16, 2012)
17 (17- 4-32) 4s	Mitchell,Jack at Limestone (Jan 20, 2012)
17 (17- 5-39) 5s	Mitchell,Jack vs Park (Jan 29, 2012)
16 (16- 9-33) 4s	Mitchell,Jack at Grand Canyon (Mar 31, 2012)
16 (16- 2-27) 3s	Mitchell,Jack vs Carthage (Mar 11, 2012 in St. Louis, Mo.)
16 (16- 5-33) 4s	Plummer,JM vs Limestone (Mar 03, 2012)
15 (15- 4-28) 3s	Mitchell,Jack at Quincy (Apr 15, 2012)

KILLS 3-SETS (K-E-TA)

16 (16- 2-27)	Mitchell,Jack vs Carthage (Mar 11, 2012 in St. Louis, Mo.)
15 (15- 2-29)	Adams,Michael at Hannibal-LaGrange (Mar 08, 2012)
15 (15- 4-28)	Mitchell,Jack at Quincy (Apr 15, 2012)
14 (14- 3-25)	Mitchell,Jack vs Ball State (Apr 14, 2012)
14 (14- 5-31)	Adams,Michael at California Baptist (Mar 28, 2012)

KILLS 4-SETS (K-E-TA)

19 (19- 7-46)	Mitchell,Jack vs Park (Feb 04, 2012)
19 (19- 4-33)	Mitchell,Jack vs California Baptist (Mar 02, 2012)
18 (18- 2-38)	Mitchell,Jack at Saint Xavier (Mar 16, 2012)
17 (17- 4-32)	Mitchell,Jack at Limestone (Jan 20, 2012)
16 (16- 9-33)	Mitchell,Jack at Grand Canyon (Mar 31, 2012)

KILLS 5-SETS (K-E-TA)

19 (19- 7-43)	Mitchell,Jack at Lees-McRae (Jan 21, 2012)
17 (17- 5-39)	Mitchell,Jack vs Park (Jan 29, 2012)
15 (15- 7-34)	Adams,Michael vs Park (Jan 29, 2012)
15 (15- 8-32)	Mitchell,Jack vs Quincy (Jan 27, 2012)
14 (14- 8-42)	Tudor,Austin at Missouri Baptist (Feb 22, 2012)

TOTAL ATTEMPTS (K-E-TA)

46 (19- 7-46) 4s	Mitchell,Jack vs Park (Feb 04, 2012)
43 (19- 7-43) 5s	Mitchell,Jack at Lees-McRae (Jan 21, 2012)
42 (14- 8-42) 5s	Tudor,Austin at Missouri Baptist (Feb 22, 2012)
40 (11- 7-40) 4s	Tudor,Austin vs Limestone (Mar 03, 2012)
39 (17- 5-39) 5s	Mitchell,Jack vs Park (Jan 29, 2012)
39 (15-10-39) 4s	Mitchell,Jack at Ball State (Feb 09, 2012)
38 (18- 2-38) 4s	Mitchell,Jack at Saint Xavier (Mar 16, 2012)
36 (9- 7-36) 4s	Mitchell,Jack at California Baptist (Mar 27, 2012)
36 (9- 2-36) 3s	Mitchell,Jack at California Baptist (Mar 28, 2012)
36 (11-11-36) 5s	Plummer,JM vs Park (Jan 29, 2012)

TOTAL ATTEMPTS 3-SETS (K-E-TA)

36 (9- 2-36)	Mitchell,Jack at California Baptist (Mar 28, 2012)
31 (14- 5-31)	Adams,Michael at California Baptist (Mar 28, 2012)
30 (8- 5-30)	Mitchell,Jack at Carthage (Feb 12, 2012)
29 (15- 2-29)	Adams,Michael at Hannibal-LaGrange (Mar 08, 2012)
28 (15- 4-28)	Mitchell,Jack at Quincy (Apr 15, 2012)

TOTAL ATTEMPTS 4-SETS (K-E-TA)

46 (19- 7-46)	Mitchell,Jack vs Park (Feb 04, 2012)
40 (11- 7-40)	Tudor,Austin vs Limestone (Mar 03, 2012)
39 (15-10-39)	Mitchell,Jack at Ball State (Feb 09, 2012)
38 (18- 2-38)	Mitchell,Jack at Saint Xavier (Mar 16, 2012)
36 (9- 7-36)	Mitchell,Jack at California Baptist (Mar 27, 2012)

TOTAL ATTEMPTS 5-SETS (K-E-TA)

43 (19- 7-43)	Mitchell,Jack at Lees-McRae (Jan 21, 2012)
42 (14- 8-42)	Tudor,Austin at Missouri Baptist (Feb 22, 2012)
39 (17- 5-39)	Mitchell,Jack vs Park (Jan 29, 2012)
36 (11-11-36)	Plummer,JM vs Park (Jan 29, 2012)
34 (15- 7-34)	Adams,Michael vs Park (Jan 29, 2012)



2012 LINDENWOOD MATCH HIGHS

POINTS

23.0 (19- 0- 4.0) 4s	Mitchell,Jack vs Park (Feb 04, 2012)
22.0 (19- 0- 3.0) 5s	Mitchell,Jack at Lees-McRae (Jan 21, 2012)
21.5 (19- 0- 2.5) 4s	Mitchell,Jack vs California Baptist (Mar 02, 2012)
21.0 (17- 0- 4.0) 5s	Mitchell,Jack vs Park (Jan 29, 2012)
20.5 (18- 0- 2.5) 4s	Mitchell,Jack at Saint Xavier (Mar 16, 2012)

POINTS 3-SETS

17.5 (14- 1- 2.5)	Mitchell,Jack vs Ball State (Apr 14, 2012)
17.0 (15- 0- 2.0)	Adams,Michael at Hannibal-LaGrange (Mar 08, 2012)
17.0 (16- 0- 1.0)	Mitchell,Jack vs Carthage (Mar 11, 2012 in St. Louis, Mo.)
17.0 (15- 0- 2.0)	Mitchell,Jack at Quincy (Apr 15, 2012)
15.5 (14- 0- 1.5)	Adams,Michael at California Baptist (Mar 28, 2012)

POINTS 4-SETS

23.0 (19- 0- 4.0)	Mitchell,Jack vs Park (Feb 04, 2012)
21.5 (19- 0- 2.5)	Mitchell,Jack vs California Baptist (Mar 02, 2012)
20.5 (18- 0- 2.5)	Mitchell,Jack at Saint Xavier (Mar 16, 2012)
20.0 (17- 2- 1.0)	Mitchell,Jack at Limestone (Jan 20, 2012)
19.5 (16- 0- 3.5)	Mitchell,Jack at Grand Canyon (Mar 31, 2012)

POINTS 5-SETS

22.0 (19- 0- 3.0)	Mitchell,Jack at Lees-McRae (Jan 21, 2012)
21.0 (17- 0- 4.0)	Mitchell,Jack vs Park (Jan 29, 2012)
20.0 (15- 3- 2.0)	Adams,Michael vs Park (Jan 29, 2012)
19.5 (14- 3- 2.5)	Adams,Michael vs Graceland (Feb 03, 2012)
16.5 (15- 0- 1.5)	Mitchell,Jack vs Quincy (Jan 27, 2012)





2012 LINDENWOOD MATCH HIGHS

ASSISTS

- 50 (4s) Schmidt, Tim at Saint Xavier (Mar 16, 2012)
- 50 (4s) Schmidt, Tim at Grand Canyon (Mar 31, 2012)
- 49 (4s) Schmidt, Tim vs Limestone (Mar 03, 2012)
- 47 (4s) Schmidt, Tim vs Park (Feb 04, 2012)
- 47 (4s) Schmidt, Tim at Limestone (Jan 20, 2012)

ASSISTS 3-SETS

- 39 Schmidt, Tim at California Baptist (Mar 28, 2012)
- 37 Schmidt, Tim vs Missouri Baptist (Jan 25, 2012)
- 35 Schmidt, Tim at Quincy (Apr 15, 2012)
- 35 Schmidt, Tim vs Ball State (Apr 14, 2012)
- 34 Schmidt, Tim vs Carthage (Mar 11, 2012 in St. Louis, Mo.)

ASSISTS 4-SETS

- 50 Schmidt, Tim at Saint Xavier (Mar 16, 2012)
- 50 Schmidt, Tim at Grand Canyon (Mar 31, 2012)
- 49 Schmidt, Tim vs Limestone (Mar 03, 2012)
- 47 Schmidt, Tim vs Park (Feb 04, 2012)
- 47 Schmidt, Tim at Limestone (Jan 20, 2012)

ASSISTS 5-SETS

- 45 Schmidt, Tim vs Quincy (Jan 27, 2012)
- 43 Cox, Christopher vs Graceland (Feb 03, 2012)
- 40 Schmidt, Tim at Lees-McRae (Jan 21, 2012)
- 35 Cox, Christopher vs Park (Jan 29, 2012)
- 34 Schmidt, Tim at Missouri Baptist (Feb 22, 2012)

DIGS

- 17 (3s) Buehler, Cory at Carthage (Feb 12, 2012)
- 17 (4s) Poole, David vs Limestone (Mar 03, 2012)
- 16 (4s) Buehler, Cory at Saint Xavier (Mar 16, 2012)
- 14 (3s) Buehler, Cory at California Baptist (Mar 28, 2012)
- 14 (4s) Buehler, Cory vs Park (Feb 04, 2012)

DIGS 3-SETS

- 17 Buehler, Cory at Carthage (Feb 12, 2012)
- 14 Buehler, Cory at California Baptist (Mar 28, 2012)
- 12 Schmidt, Tim vs Ball State (Apr 14, 2012)
- 11 Poole, David vs Rust (Feb 03, 2012)
- 11 Plummer, JM at Hope International (Mar 26, 2012)

DIGS 4-SETS

- 17 Poole, David vs Limestone (Mar 03, 2012)
- 16 Buehler, Cory at Saint Xavier (Mar 16, 2012)
- 14 Buehler, Cory vs Grand View (Feb 04, 2012)
- 14 Buehler, Cory vs Park (Feb 04, 2012)
- 12 Plummer, JM vs Limestone (Mar 03, 2012)

DIGS 5-SETS

- 14 Adams, Michael vs Quincy (Jan 27, 2012)
- 13 Buehler, Cory at Lees-McRae (Jan 21, 2012)
- 10 Buehler, Cory at Missouri Baptist (Feb 22, 2012)
- 10 Mitchell, Jack vs Graceland (Feb 03, 2012)
- 10 Adams, Michael vs Park (Jan 29, 2012)

ACES

- 5 Steiner, Micah vs Rust (Feb 03, 2012)
- 4 Siwicki, Scott at Lees-McRae (Jan 21, 2012)
- 3 Adams, Michael vs Pfeiffer (Mar 03, 2012)
- 3 Adams, Michael vs Graceland (Feb 03, 2012)
- 3 Adams, Michael vs Grand View (Feb 04, 2012)

BLOCKS (BS-BA)

- 8 (1- 7) Jarus, Logan vs Grand View (Feb 04, 2012)
- 8 (0- 8) Jarus, Logan vs Park (Jan 29, 2012)
- 8 (0- 8) Plummer, JM vs Ball State (Apr 14, 2012)
- 7 (2- 5) Jarus, Logan vs Park (Feb 04, 2012)
- 7 (1- 6) Mitchell, Jack vs Park (Feb 04, 2012)
- 7 (0- 7) Jarus, Logan vs Ball State (Apr 14, 2012)
- 6 (2- 4) Jarus, Logan at Quincy (Apr 15, 2012)
- 6 (2- 4) Mitchell, Jack at Hope International (Mar 26, 2012)
- 6 (2- 4) Mitchell, Jack vs Park (Jan 29, 2012)
- 6 (1- 5) Siwicki, Scott vs Quincy (Jan 27, 2012)

2012 STATISTICS/RECORDS
 2013 OPPONENTS
 2013 ROSTER
 COACHING STAFF
 MEDIA INFORMATION
 ATHLETIC DEPARTMENT
 FACILITIES
 LINDENWOOD
 ST. LOUIS AREA



2012 LINDENWOOD MATCH HIGHS

ATTACK PERCENT (K-E-TA)

.500 (46- 6- 80)	vs Pfeiffer (Mar 03, 2012)
.459 (40- 6- 74)	vs Fontbonne (Feb 15, 2012)
.388 (60-15-116)	at Saint Xavier (Mar 16, 2012)
.382 (40-11- 76)	vs Missouri Baptist (Jan 25, 2012)
.348 (43-12- 89)	at Quincy (Apr 15, 2012)
.323 (45-13- 99)	at Hannibal-LaGrange (Mar 08, 2012)
.305 (45-20- 82)	vs Rust (Feb 03, 2012)
.304 (43-15- 92)	vs Ball State (Apr 14, 2012)
.298 (40-15- 84)	at Fontbonne (Mar 13, 2012)
.296 (63-23-135)	at Grand Canyon (Mar 31, 2012)

KILLS (K-E-TA)

64 (64-25-144) 5s	vs Park (Jan 29, 2012)
63 (63-23-135) 4s	at Grand Canyon (Mar 31, 2012)
60 (60-15-116) 4s	at Saint Xavier (Mar 16, 2012)
58 (58-24-155) 4s	vs Limestone (Mar 03, 2012)
58 (58-28-144) 5s	at Missouri Baptist (Feb 22, 2012)
58 (58-23-126) 5s	vs Quincy (Jan 27, 2012)
57 (57-23-133) 4s	vs Park (Feb 04, 2012)
54 (54-22-119) 4s	at Limestone (Jan 20, 2012)
53 (53-26-132) 4s	at California Baptist (Mar 27, 2012)
51 (51-25-129) 5s	vs Graceland (Feb 03, 2012)

KILLS 3-SETS (K-E-TA)

46 (46- 6- 80)	vs Pfeiffer (Mar 03, 2012)
45 (45-20- 94)	vs King (Mar 02, 2012)
45 (45-13- 99)	at Hannibal-LaGrange (Mar 08, 2012)
45 (45-20- 82)	vs Rust (Feb 03, 2012)
44 (44-16-115)	at California Baptist (Mar 28, 2012)

KILLS 4-SETS (K-E-TA)

63 (63-23-135)	at Grand Canyon (Mar 31, 2012)
60 (60-15-116)	at Saint Xavier (Mar 16, 2012)
58 (58-24-155)	vs Limestone (Mar 03, 2012)
57 (57-23-133)	vs Park (Feb 04, 2012)
54 (54-22-119)	at Limestone (Jan 20, 2012)

KILLS 5-SETS (K-E-TA)

64 (64-25-144)	vs Park (Jan 29, 2012)
58 (58-23-126)	vs Quincy (Jan 27, 2012)
58 (58-28-144)	at Missouri Baptist (Feb 22, 2012)
51 (51-25-129)	vs Graceland (Feb 03, 2012)
50 (50-30-140)	at Lees-McRae (Jan 21, 2012)

TOTAL ATTEMPTS (K-E-TA)

155 (58-24-155) 4s	vs Limestone (Mar 03, 2012)
144 (58-28-144) 5s	at Missouri Baptist (Feb 22, 2012)
144 (64-25-144) 5s	vs Park (Jan 29, 2012)
140 (50-30-140) 5s	at Lees-McRae (Jan 21, 2012)
135 (63-23-135) 4s	at Grand Canyon (Mar 31, 2012)
133 (57-23-133) 4s	vs Park (Feb 04, 2012)
132 (53-26-132) 4s	at California Baptist (Mar 27, 2012)
129 (51-25-129) 5s	vs Graceland (Feb 03, 2012)
126 (58-23-126) 5s	vs Quincy (Jan 27, 2012)
122 (46-30-122) 4s	vs Grand View (Feb 04, 2012)

TOTAL ATTEMPTS 3-SETS (K-E-TA)

115 (44-16-115)	at California Baptist (Mar 28, 2012)
112 (40-24-112)	at Hope International (Mar 26, 2012)
108 (36-18-108)	at Carthage (Feb 12, 2012)
99 (45-13- 99)	at Hannibal-LaGrange (Mar 08, 2012)
99 (38-20- 99)	vs Carthage (Mar 11, 2012 in St. Louis, Mo.)

TOTAL ATTEMPTS 4-SETS (K-E-TA)

155 (58-24-155)	vs Limestone (Mar 03, 2012)
135 (63-23-135)	at Grand Canyon (Mar 31, 2012)
133 (57-23-133)	vs Park (Feb 04, 2012)
132 (53-26-132)	at California Baptist (Mar 27, 2012)
122 (46-30-122)	vs Grand View (Feb 04, 2012)

TOTAL ATTEMPTS 5-SETS (K-E-TA)

144 (58-28-144)	at Missouri Baptist (Feb 22, 2012)
144 (64-25-144)	vs Park (Jan 29, 2012)
140 (50-30-140)	at Lees-McRae (Jan 21, 2012)
129 (51-25-129)	vs Graceland (Feb 03, 2012)
126 (58-23-126)	vs Quincy (Jan 27, 2012)

2012
MEDIA
INFORMATION

2013
COACHING
STAFF

2013
ROSTER

2013
OPPONENTS

2012
STATISTICS/
RECORDS

ATHLETIC
DEPARTMENT

FACILITIES

LINDENWOOD

ST. LOUIS
AREA



2012 LINDENWOOD MATCH HIGHS

ASSISTS

- 61 (4s) at Grand Canyon (Mar 31, 2012)
- 61 (5s) vs Park (Jan 29, 2012)
- 57 (4s) vs Limestone (Mar 03, 2012)
- 55 (4s) at Saint Xavier (Mar 16, 2012)
- 55 (4s) vs Park (Feb 04, 2012)

ASSISTS 3-SETS

- 44 vs Pfeiffer (Mar 03, 2012)
- 42 vs Rust (Feb 03, 2012)
- 41 vs Ball State (Apr 14, 2012)
- 41 at Hannibal-LaGrange (Mar 08, 2012)
- 41 at California Baptist (Mar 28, 2012)

ASSISTS 4-SETS

- 61 at Grand Canyon (Mar 31, 2012)
- 57 vs Limestone (Mar 03, 2012)
- 55 at Saint Xavier (Mar 16, 2012)
- 55 vs Park (Feb 04, 2012)
- 53 at Limestone (Jan 20, 2012)

ASSISTS 5-SETS

- 61 vs Park (Jan 29, 2012)
- 52 at Missouri Baptist (Feb 22, 2012)
- 51 vs Quincy (Jan 27, 2012)
- 49 vs Graceland (Feb 03, 2012)
- 46 at Lees-McRae (Jan 21, 2012)

DIGS

- 63 (4s) vs Limestone (Mar 03, 2012)
- 51 (4s) vs Park (Feb 04, 2012)
- 50 (4s) at Saint Xavier (Mar 16, 2012)
- 48 (5s) vs Quincy (Jan 27, 2012)
- 47 (5s) at Lees-McRae (Jan 21, 2012)

DIGS 3-SETS

- 43 at California Baptist (Mar 28, 2012)
- 42 at Carthage (Feb 12, 2012)
- 37 at Hope International (Mar 26, 2012)
- 35 vs Ball State (Apr 14, 2012)
- 35 at Hannibal-LaGrange (Mar 08, 2012)

DIGS 4-SETS

- 63 vs Limestone (Mar 03, 2012)
- 51 vs Park (Feb 04, 2012)
- 50 at Saint Xavier (Mar 16, 2012)
- 46 at California Baptist (Mar 27, 2012)
- 46 at Grand Canyon (Mar 31, 2012)

DIGS 5-SETS

- 48 vs Quincy (Jan 27, 2012)
- 47 at Lees-McRae (Jan 21, 2012)
- 44 at Missouri Baptist (Feb 22, 2012)
- 39 vs Park (Jan 29, 2012)
- 36 vs Graceland (Feb 03, 2012)


ACES

- 10 vs Rust (Feb 03, 2012)
- 8 vs Missouri Baptist (Jan 25, 2012)
- 7 at Lees-McRae (Jan 21, 2012)
- 7 vs Limestone (Mar 03, 2012)
- 5 vs Fontbonne (Feb 15, 2012)

BLOCKS

- 15.0 vs Ball State (Apr 14, 2012)
- 13.5 at Quincy (Apr 15, 2012)
- 13.0 vs Park (Feb 04, 2012)
- 12.0 at Grand Canyon (Mar 31, 2012)
- 12.0 vs King (Mar 02, 2012)
- 12.0 vs Park (Jan 29, 2012)
- 12.0 vs Graceland (Feb 03, 2012)
- 12.0 at Hannibal-LaGrange (Mar 08, 2012)
- 11.0 at Saint Xavier (Mar 16, 2012)
- 11.0 at Fontbonne (Mar 13, 2012)

2012 STATISTICS/RECORDS
2013 ROSTER
2013 OPPONENTS
COACHING STAFF
MEDIA INFORMATION
ATHLETIC DEPARTMENT
FACILITIES
LINDENWOOD
ST. LOUIS AREA



2012 LINDENWOOD GAME-BY-GAME COMPARISON

Date	Opponent	Score	Kills	Errors	TA	Hit%	Assists	SA	SE	RE	Digs	Blocks	BS	BA	BE	BHE
Jan 20, 2012	at Limestone	3-1	54 / 41	22 / 21	119 / 108	.269 / .185	53 / 37	5 / 3	21 / 11	3 / 5	42 / 36	7.0 / 14.0	3 / 2	8 / 24	0 / 0	0 / 0
Jan 21, 2012	at Lees-McRae	3-2	50 / 50	30 / 23	140 / 126	.143 / .214	46 / 49	7 / 3	23 / 25	3 / 7	47 / 45	10.0 / 15.0	3 / 4	14 / 22	3 / 1	1 / 2
Jan 25, 2012	MISSOURI BAPTIST	3-0	40 / 30	11 / 13	76 / 81	.382 / .210	40 / 28	8 / 3	7 / 12	3 / 8	32 / 19	5.0 / 5.0	1 / 2	8 / 6	1 / 0	2 / 2
Jan 27, 2012	QUINCY	2-3	58 / 65	23 / 25	126 / 151	.278 / .265	51 / 60	1 / 6	5 / 21	6 / 1	48 / 38	9.0 / 8.0	3 / 2	12 / 12	1 / 3	1 / 2
Jan 29, 2012	PARK	2-3	64 / 69	25 / 24	144 / 141	.271 / .319	61 / 67	4 / 5	15 / 15	5 / 4	39 / 48	12.0 / 14.0	3 / 8	18 / 12	3 / 4	1 / 3
Feb 03, 2012	RUST	3-0	45 / 16	20 / 15	82 / 61	.305 / .016	42 / 15	10 / 1	10 / 4	1 / 10	27 / 13	6.0 / 5.0	3 / 2	6 / 6	1 / 1	0 / 0
Feb 03, 2012	GRACELAND	3-2	51 / 59	25 / 28	129 / 129	.202 / .240	49 / 55	3 / 3	15 / 17	3 / 3	36 / 46	12.0 / 8.0	7 / 1	10 / 14	1 / 0	0 / 0
Feb 04, 2012	GRAND VIEW	1-3	46 / 51	30 / 20	122 / 118	.131 / .263	43 / 49	3 / 4	11 / 10	4 / 3	40 / 40	8.5 / 11.5	1 / 3	15 / 17	1 / 0	0 / 0
Feb 04, 2012	PARK	3-1	57 / 52	23 / 22	133 / 147	.256 / .204	55 / 49	3 / 0	11 / 10	0 / 3	51 / 49	13.0 / 14.0	3 / 8	20 / 12	0 / 0	0 / 2
Feb 09, 2012	at Ball State	1-3	43 / 51	26 / 22	121 / 123	.140 / .236	39 / 48	0 / 4	12 / 14	4 / 0	40 / 45	4.0 / 13.5	1 / 2	6 / 23	0 / 2	0 / 1
Feb 11, 2012	at Milwaukee Engin.	3-0	38 / 28	19 / 18	78 / 84	.244 / .119	36 / 25	5 / 2	9 / 11	2 / 5	31 / 21	5.0 / 8.0	2 / 2	6 / 12	3 / 2	1 / 1
Feb 12, 2012	at Carthage	0-3	36 / 43	18 / 11	108 / 98	.167 / .327	34 / 40	0 / 1	13 / 11	1 / 0	42 / 49	6.0 / 10.0	3 / 2	6 / 16	1 / 4	1 / 0
Feb 15, 2012	FONTBONNE	3-0	40 / 24	6 / 22	74 / 79	.459 / .025	38 / 23	5 / 0	10 / 4	0 / 5	26 / 25	9.0 / 1.0	2 / 0	14 / 2	1 / 0	0 / 3
Feb 22, 2012	at Missouri Baptist	3-2	58 / 58	28 / 28	144 / 141	.208 / .213	52 / 51	3 / 5	14 / 16	5 / 3	44 / 47	10.0 / 11.0	2 / 3	16 / 16	0 / 0	4 / 5
Feb 25, 2012	LEWIS	0-3	35 / 43	19 / 12	86 / 77	.186 / .403	33 / 42	0 / 0	9 / 10	0 / 0	19 / 25	5.5 / 9.5	1 / 1	9 / 17	1 / 2	4 / 0
Mar 02, 2012	CALIFORNIA BAPTIST	1-3	47 / 58	24 / 18	112 / 108	.205 / .370	44 / 56	2 / 1	10 / 15	1 / 2	25 / 34	9.0 / 8.5	3 / 2	12 / 13	0 / 4	3 / 2
Mar 02, 2012	KING	3-0	45 / 24	20 / 20	94 / 82	.266 / .049	37 / 23	2 / 1	7 / 8	1 / 2	34 / 22	12.0 / 6.0	6 / 1	12 / 10	3 / 2	1 / 0
Mar 03, 2012	LIMESTONE	3-1	58 / 47	24 / 20	155 / 142	.219 / .190	57 / 47	7 / 1	9 / 8	1 / 7	63 / 59	7.0 / 9.5	1 / 3	12 / 13	1 / 2	1 / 2
Mar 03, 2012	PFEIFFER	3-0	46 / 25	6 / 20	80 / 83	.500 / .060	44 / 22	5 / 0	14 / 3	0 / 5	32 / 25	7.0 / 2.0	2 / 0	10 / 4	1 / 2	0 / 1
Mar 08, 2012	at Hannibal-LaGrange	3-0	45 / 40	13 / 20	99 / 102	.323 / .196	41 / 38	2 / 3	4 / 5	3 / 2	35 / 33	12.0 / 4.0	4 / 3	16 / 2	1 / 4	0 / 0
Mar 11, 2012	vs Carthage	0-3	38 / 42	20 / 12	99 / 85	.182 / .353	36 / 36	1 / 3	10 / 4	3 / 1	22 / 34	8.0 / 9.0	2 / 1	12 / 16	0 / 4	0 / 1
Mar 13, 2012	at Fontbonne	3-0	40 / 28	15 / 24	84 / 79	.298 / .051	37 / 28	4 / 0	11 / 6	0 / 4	22 / 22	11.0 / 5.0	0 / 1	22 / 8	2 / 1	0 / 0
Mar 16, 2012	at Saint Xavier	3-1	60 / 49	15 / 19	116 / 125	.388 / .240	55 / 44	4 / 2	12 / 14	2 / 4	50 / 40	11.0 / 7.0	1 / 0	20 / 14	1 / 0	0 / 0
Mar 17, 2012	at Lewis	0-3	29 / 37	19 / 11	75 / 71	.133 / .366	27 / 36	1 / 4	11 / 14	4 / 1	18 / 19	4.0 / 7.5	2 / 3	4 / 9	0 / 0	1 / 0
Mar 26, 2012	at Hope International	0-3	40 / 48	24 / 24	112 / 113	.143 / .212	40 / 47	1 / 0	9 / 11	0 / 1	37 / 41	9.0 / 8.0	2 / 4	14 / 8	1 / 3	0 / 0
Mar 27, 2012	at California Baptist	1-3	53 / 54	26 / 27	132 / 137	.205 / .197	50 / 49	1 / 4	18 / 15	4 / 1	46 / 46	9.0 / 13.5	1 / 2	16 / 23	0 / 2	0 / 0
Mar 28, 2012	at California Baptist	3-0	44 / 44	16 / 24	115 / 117	.243 / .171	41 / 38	3 / 2	6 / 9	2 / 3	43 / 46	10.0 / 6.0	3 / 0	14 / 12	4 / 3	0 / 0
Mar 30, 2012	at Grand Canyon	0-3	37 / 48	16 / 8	91 / 88	.231 / .455	36 / 46	2 / 2	8 / 11	2 / 2	26 / 33	3.0 / 7.0	2 / 2	2 / 10	4 / 1	0 / 0
Mar 31, 2012	at Grand Canyon	3-1	63 / 54	23 / 20	135 / 127	.296 / .268	61 / 52	2 / 0	12 / 9	0 / 2	46 / 35	12.0 / 10.0	5 / 1	14 / 18	0 / 1	2 / 0
Apr 04, 2012	at Loyola	0-3	21 / 40	15 / 14	69 / 76	.087 / .342	21 / 39	0 / 11	8 / 10	11 / 0	20 / 30	6.5 / 4.0	1 / 1	11 / 6	0 / 0	1 / 0
Apr 14, 2012	BALL STATE	3-0	43 / 30	15 / 20	92 / 90	.304 / .111	41 / 28	3 / 4	12 / 8	4 / 3	35 / 25	15.0 / 5.0	2 / 1	26 / 8	0 / 6	2 / 1
Apr 15, 2012	at Quincy	3-0	43 / 33	12 / 21	89 / 95	.348 / .126	41 / 33	1 / 4	11 / 13	4 / 1	35 / 30	13.5 / 4.0	3 / 0	21 / 8	2 / 1	2 / 1

Note: Match totals are displayed in the format TEAM/OPPONENT for each category



2012 LINDENWOOD VOLLEYBALL



HISTORY AND RECORDS



NAIA NATIONAL CHAMPIONSHIP APPEARANCES AND RESULTS

2000 (Kansas City, Mo.)

POOL A: Columbia def. Park (3-2); **Lindenwood** def. Park (3-1); Columbia def. **Lindenwood** (3-0).
 POOL B: Tri-State def. California Baptist (3-2); Marycrest International def. Tri-State (3-0); California Baptist def. Marycrest International (3-0).
 SEMIFINALS: Columbia def. Marycrest International (3-0); California Baptist def. **Lindenwood** (3-0).
 CHAMPIONSHIP: Columbia def. California Baptist (3-0)

2001 (Deerfield, Ill.)

POOL A: California Baptist def. Trinity International (3-0); Park def. Trinity International (3-0); Park def. California Baptist (3-2).
 POOL B: **Lindenwood** def. Tri-State (3-2); Marycrest International def. Tri-State (3-0); **Lindenwood** def. Marycrest International (3-0).
 SEMIFINALS: Columbia def. Marycrest International (3-0); California Baptist def. **Lindenwood** (3-0).
 CHAMPIONSHIP: Columbia def. California Baptist (3-0)

2002 (St. Charles, Mo.)

POOL A: William Woods def. Park (3-2); Missouri Baptist def. Park (3-0); William Woods def. Missouri Baptist (3-1).
 POOL B: **Lindenwood** def. Marycrest International (3-0); California Baptist def. Marycrest International (3-0); **Lindenwood** def. California Baptist (3-1).
 SEMIFINALS: **Lindenwood** def. Missouri Baptist (3-1); William Woods def. California Baptist (3-0)
 CHAMPIONSHIP: William Woods def. **Lindenwood** (3-2)

2003 (Davenport, Ia.)

POOL A: Park def. St. Ambrose (3-0); Missouri Baptist def. St. Ambrose (3-0); Park def. Missouri Baptist (3-0).
 POOL B: California Baptist def. Cardinal Stritch (3-0); **Lindenwood** def. Cardinal Stritch (3-0); California Baptist def. **Lindenwood** (3-0).
 SEMIFINALS: Park def. **Lindenwood** (3-2); Missouri Baptist def. California Baptist (3-2).
 CHAMPIONSHIP: Park def. Missouri Baptist (3-0)

2004 (Wichita, Kan.)

POOL A: California Baptist def. Kendall (3-0); Park def. Kendall (3-0); California Baptist def. Park (3-0).
 POOL B: Newman def. Missouri Baptist (3-2); Newman def. **Lindenwood** (3-2); **Lindenwood** def. Missouri Baptist (3-1).
 SEMIFINALS: California Baptist def. **Lindenwood** (3-1); Newman def. Park (3-2).
 CHAMPIONSHIP: California Baptist def. Newman (3-1)

2005 (St. Charles, Mo.)

POOL A: California Baptist def. Newman (3-0); Missouri Valley def. Newman (3-1); California Baptist def. Missouri Valley (3-0).
 POOL B: **Lindenwood** def. Missouri Baptist (3-1); Park def. **Lindenwood** (3-1); Missouri Baptist def. Park (3-1).
 SEMIFINALS: California Baptist def. Missouri Baptist (3-0); **Lindenwood** def. Missouri Valley (3-2).
 CHAMPIONSHIP: California Baptist def. **Lindenwood** (3-0).

2006 (Riverside, Calif.)

POOL A: California Baptist def. Park (3-1); California Baptist def. Missouri Valley (3-0); Missouri Baptist def. Park (3-1).
 POOL B: **Lindenwood** def. Newman (3-1); **Lindenwood** def. Missouri Baptist (3-0); Newman def. Missouri Baptist (3-1).
 SEMIFINALS: **Lindenwood** def. Missouri Valley (3-2); California Baptist def. Newman (3-0).
 CHAMPIONSHIP: California Baptist def. **Lindenwood** (3-0).

2007 (Riverside, Calif.)

POOL A: California Baptist def. St. Ambrose (3-0); California Baptist def. **Lindenwood** (3-0); **Lindenwood** def. St. Ambrose (3-0).
 POOL B: Park def. Missouri Valley (3-0); Park def. Missouri Baptist (3-0); Missouri Baptist def. Missouri Valley (3-0).
 SEMIFINALS: Park def. **Lindenwood** (3-1); California Baptist def. Missouri Baptist (3-0)
 CHAMPIONSHIP: California Baptist def. Park (3-0).

2008 (Parkville, Mo.)

POOL A: Park def. Missouri Baptist (3-0); Park def. Cardinal Stritch (3-0); Cardinal Stritch def. Missouri Baptist (3-1).
 POOL B: California Baptist def. **Lindenwood** (3-1); California Baptist def. St. Ambrose (3-2); St. Ambrose def. **Lindenwood** (3-2).
 SEMIFINALS: Park def. **Lindenwood** (3-1); California Baptist def. Missouri Baptist (3-0).
 CHAMPIONSHIP: Park def. California Baptist (3-0).

*2009 (Parkville, Mo.)

POOL A: California Baptist def. Johnson & Wales (3-1); California Baptist def. Cardinal Stritch (3-1); Cardinal Stritch def. Johnson & Wales (3-0).
 POOL B: **Lindenwood** def. Park (3-1); **Lindenwood** def. Hope International (3-1); Hope International def. Park (3-2).
 SEMIFINALS: California Baptist def. Hope International (3-1); **Lindenwood** def. Cardinal Stritch (3-0).
 CHAMPIONSHIP: **Lindenwood** def. California Baptist (3-0).

2011 (Davenport, Ia.)

POOL A: California Baptist def. Johnson & Wales (3-0); California Baptist def. St. Ambrose (3-1); St. Ambrose def. Johnson & Wales (3-0).
 POOL B: Warner def. **Lindenwood** (3-2); **Lindenwood** def. Park (3-0); Park def. Warner (3-0).
 SEMIFINALS: California Baptist def. Park (3-1); St. Ambrose def. **Lindenwood** (3-2).
 CHAMPIONSHIP: California Baptist def. St. Ambrose (3-0).



2009 NATIONAL

Prior to 2009, the Lindenwood Lions men's volleyball team had made three appearances in the national championship game but came up short every time. That all changed when the 2009 Lions finally broke through. The Lions began the season ranked number four in the national rankings but the regular season began with a loss to Lewis. Lindenwood rebounded by winning the next 11 matches.

That streak ended with back-to-back losses to California Baptist, but that would be the last time the Lions lost a match that season. Lindenwood went 20-0 for the rest of the regular season, losing just 12 games in that span, and also captured the MAMVIC regular season championship with a perfect 10-0 mark.

With the regular season over the Lions moved on to the MAMVIC conference tournament as the number one seed. The Lions won the tournament with a pair of 3-0 sweeps against Graceland and Park. Next up for Lindenwood was the NAIA National Invitational Tournament, which it entered as the number two seed. Lindenwood defeated both Park and Hope International in pool play in four games, and the Lions advanced to bracket play. In the semifinals the Lions shutout Cardinal Stritch three games to none.

Next up for the Lions was the national championship game against familiar finals foe, California Baptist. The Lions had lost to California Baptist in two of their three previous trips to the national championship game, but Lindenwood finally got over that hurdle with a 30-20, 30-28, 30-27 victory. Lindenwood finished the 2009 season with a 37-3 mark.



2012 STATISTICS/RECORDS
 2013 OPPONENTS
 2013 ROSTER
 COACHING STAFF
 MEDIA INFORMATION



AL CHAMPIONS

- 2013
- 2012
- 2011
- 2010
- 2009
- 2008
- 2007
- 2006
- 2005
- 2004
- 2003
- 2002
- 2001
- 2000
- 1999
- 1998
- 1997
- 1996
- 1995
- 1994
- 1993
- 1992
- 1991
- 1990
- 1989
- 1988
- 1987
- 1986
- 1985
- 1984
- 1983
- 1982
- 1981
- 1980
- 1979
- 1978
- 1977
- 1976
- 1975
- 1974
- 1973
- 1972
- 1971
- 1970
- 1969
- 1968
- 1967
- 1966
- 1965
- 1964
- 1963
- 1962
- 1961
- 1960
- 1959
- 1958
- 1957
- 1956
- 1955
- 1954
- 1953
- 1952
- 1951
- 1950
- 1949
- 1948
- 1947
- 1946
- 1945
- 1944
- 1943
- 1942
- 1941
- 1940
- 1939
- 1938
- 1937
- 1936
- 1935
- 1934
- 1933
- 1932
- 1931
- 1930
- 1929
- 1928
- 1927
- 1926
- 1925
- 1924
- 1923
- 1922
- 1921
- 1920
- 1919
- 1918
- 1917
- 1916
- 1915
- 1914
- 1913
- 1912
- 1911
- 1910
- 1909
- 1908
- 1907
- 1906
- 1905
- 1904
- 1903
- 1902
- 1901
- 1900
- 1899
- 1898
- 1897
- 1896
- 1895
- 1894
- 1893
- 1892
- 1891
- 1890
- 1889
- 1888
- 1887
- 1886
- 1885
- 1884
- 1883
- 1882
- 1881
- 1880
- 1879
- 1878
- 1877
- 1876
- 1875
- 1874
- 1873
- 1872
- 1871
- 1870
- 1869
- 1868
- 1867
- 1866
- 1865
- 1864
- 1863
- 1862
- 1861
- 1860
- 1859
- 1858
- 1857
- 1856
- 1855
- 1854
- 1853
- 1852
- 1851
- 1850
- 1849
- 1848
- 1847
- 1846
- 1845
- 1844
- 1843
- 1842
- 1841
- 1840
- 1839
- 1838
- 1837
- 1836
- 1835
- 1834
- 1833
- 1832
- 1831
- 1830
- 1829
- 1828
- 1827
- 1826
- 1825
- 1824
- 1823
- 1822
- 1821
- 1820
- 1819
- 1818
- 1817
- 1816
- 1815
- 1814
- 1813
- 1812
- 1811
- 1810
- 1809
- 1808
- 1807
- 1806
- 1805
- 1804
- 1803
- 1802
- 1801
- 1800
- 1799
- 1798
- 1797
- 1796
- 1795
- 1794
- 1793
- 1792
- 1791
- 1790
- 1789
- 1788
- 1787
- 1786
- 1785
- 1784
- 1783
- 1782
- 1781
- 1780
- 1779
- 1778
- 1777
- 1776
- 1775
- 1774
- 1773
- 1772
- 1771
- 1770
- 1769
- 1768
- 1767
- 1766
- 1765
- 1764
- 1763
- 1762
- 1761
- 1760
- 1759
- 1758
- 1757
- 1756
- 1755
- 1754
- 1753
- 1752
- 1751
- 1750
- 1749
- 1748
- 1747
- 1746
- 1745
- 1744
- 1743
- 1742
- 1741
- 1740
- 1739
- 1738
- 1737
- 1736
- 1735
- 1734
- 1733
- 1732
- 1731
- 1730
- 1729
- 1728
- 1727
- 1726
- 1725
- 1724
- 1723
- 1722
- 1721
- 1720
- 1719
- 1718
- 1717
- 1716
- 1715
- 1714
- 1713
- 1712
- 1711
- 1710
- 1709
- 1708
- 1707
- 1706
- 1705
- 1704
- 1703
- 1702
- 1701
- 1700
- 1699
- 1698
- 1697
- 1696
- 1695
- 1694
- 1693
- 1692
- 1691
- 1690
- 1689
- 1688
- 1687
- 1686
- 1685
- 1684
- 1683
- 1682
- 1681
- 1680
- 1679
- 1678
- 1677
- 1676
- 1675
- 1674
- 1673
- 1672
- 1671
- 1670
- 1669
- 1668
- 1667
- 1666
- 1665
- 1664
- 1663
- 1662
- 1661
- 1660
- 1659
- 1658
- 1657
- 1656
- 1655
- 1654
- 1653
- 1652
- 1651
- 1650
- 1649
- 1648
- 1647
- 1646
- 1645
- 1644
- 1643
- 1642
- 1641
- 1640
- 1639
- 1638
- 1637
- 1636
- 1635
- 1634
- 1633
- 1632
- 1631
- 1630
- 1629
- 1628
- 1627
- 1626
- 1625
- 1624
- 1623
- 1622
- 1621
- 1620
- 1619
- 1618
- 1617
- 1616
- 1615
- 1614
- 1613
- 1612
- 1611
- 1610
- 1609
- 1608
- 1607
- 1606
- 1605
- 1604
- 1603
- 1602
- 1601
- 1600
- 1599
- 1598
- 1597
- 1596
- 1595
- 1594
- 1593
- 1592
- 1591
- 1590
- 1589
- 1588
- 1587
- 1586
- 1585
- 1584
- 1583
- 1582
- 1581
- 1580
- 1579
- 1578
- 1577
- 1576
- 1575
- 1574
- 1573
- 1572
- 1571
- 1570
- 1569
- 1568
- 1567
- 1566
- 1565
- 1564
- 1563
- 1562
- 1561
- 1560
- 1559
- 1558
- 1557
- 1556
- 1555
- 1554
- 1553
- 1552
- 1551
- 1550
- 1549
- 1548
- 1547
- 1546
- 1545
- 1544
- 1543
- 1542
- 1541
- 1540
- 1539
- 1538
- 1537
- 1536
- 1535
- 1534
- 1533
- 1532
- 1531
- 1530
- 1529
- 1528
- 1527
- 1526
- 1525
- 1524
- 1523
- 1522
- 1521
- 1520
- 1519
- 1518
- 1517
- 1516
- 1515
- 1514
- 1513
- 1512
- 1511
- 1510
- 1509
- 1508
- 1507
- 1506
- 1505
- 1504
- 1503
- 1502
- 1501
- 1500
- 1499
- 1498
- 1497
- 1496
- 1495
- 1494
- 1493
- 1492
- 1491
- 1490
- 1489
- 1488
- 1487
- 1486
- 1485
- 1484
- 1483
- 1482
- 1481
- 1480
- 1479
- 1478
- 1477
- 1476
- 1475
- 1474
- 1473
- 1472
- 1471
- 1470
- 1469
- 1468
- 1467
- 1466
- 1465
- 1464
- 1463
- 1462
- 1461
- 1460
- 1459
- 1458
- 1457
- 1456
- 1455
- 1454
- 1453
- 1452
- 1451
- 1450
- 1449
- 1448
- 1447
- 1446
- 1445
- 1444
- 1443
- 1442
- 1441
- 1440
- 1439
- 1438
- 1437
- 1436
- 1435
- 1434
- 1433
- 1432
- 1431
- 1430
- 1429
- 1428
- 1427
- 1426
- 1425
- 1424
- 1423
- 1422
- 1421
- 1420
- 1419
- 1418
- 1417
- 1416
- 1415
- 1414
- 1413
- 1412
- 1411
- 1410
- 1409
- 1408
- 1407
- 1406
- 1405
- 1404
- 1403
- 1402
- 1401
- 1400
- 1399
- 1398
- 1397
- 1396
- 1395
- 1394
- 1393
- 1392
- 1391
- 1390
- 1389
- 1388
- 1387
- 1386
- 1385
- 1384
- 1383
- 1382
- 1381
- 1380
- 1379
- 1378
- 1377
- 1376
- 1375
- 1374
- 1373
- 1372
- 1371
- 1370
- 1369
- 1368
- 1367
- 1366
- 1365
- 1364
- 1363
- 1362
- 1361
- 1360
- 1359
- 1358
- 1357
- 1356
- 1355
- 1354
- 1353
- 1352
- 1351
- 1350
- 1349
- 1348
- 1347
- 1346
- 1345
- 1344
- 1343
- 1342
- 1341
- 1340
- 1339
- 1338
- 1337
- 1336
- 1335
- 1334
- 1333
- 1332
- 1331
- 1330
- 1329
- 1328
- 1327
- 1326
- 1325
- 1324
- 1323
- 1322
- 1321
- 1320
- 1319
- 1318
- 1317
- 1316
- 1315
- 1314
- 1313
- 1312
- 1311
- 1310
- 1309
- 1308
- 1307
- 1306
- 1305
- 1304
- 1303
- 1302
- 1301
- 1300
- 1299
- 1298
- 1297
- 1296
- 1295
- 1294
- 1293
- 1292
- 1291
- 1290
- 1289
- 1288
- 1287
- 1286
- 1285
- 1284
- 1283
- 1282
- 1281
- 1280
- 1279
- 1278
- 1277
- 1276
- 1275
- 1274
- 1273
- 1272
- 1271
- 1270
- 1269
- 1268
- 1267
- 1266
- 1265
- 1264
- 1263
- 1262
- 1261
- 1260
- 1259
- 1258
- 1257
- 1256
- 1255
- 1254
- 1253
- 1252
- 1251
- 1250
- 1249
- 1248
- 1247
- 1246
- 1245
- 1244
- 1243
- 1242
- 1241
- 1240
- 1239
- 1238
- 1237
- 1236
- 1235
- 1234
- 1233
- 1232
- 1231
- 1230
- 1229
- 1228
- 1227
- 1226
- 1225
- 1224
- 1223
- 1222
- 1221
- 1220
- 1219
- 1218
- 1217
- 1216
- 1215
- 1214
- 1213
- 1212
- 1211
- 1210
- 1209
- 1208
- 1207
- 1206
- 1205
- 1204
- 1203
- 1202
- 1201
- 1200
- 1199
- 1198
- 1197
- 1196
- 1195
- 1194
- 1193
- 1192
- 1191
- 1190
- 1189
- 1188
- 1187
- 1186
- 1185
- 1184
- 1183
- 1182
- 1181
- 1180
- 1179
- 1178
- 1177
- 1176
- 1175
- 1174
- 1173
- 1172
- 1171
- 1170
- 1169
- 1168
- 1167
- 1166
- 1165
- 1164
- 1163
- 1162
- 1161
- 1160
- 1159
- 1158
- 1157
- 1156
- 1155
- 1154
- 1153
- 1152
- 1151
- 1150
- 1149
- 1148
- 1147
- 1146
- 1145
- 1144
- 1143
- 1142
- 1141
- 1140
- 1139
- 1138
- 1137
- 1136
- 1135
- 1134
- 1133
- 1132
- 1131
- 1130
- 1129
- 1128
- 1127
- 1126
- 1125
- 1124
- 1123
- 1122
- 1121
- 1120
- 1119
- 1118
- 1117
- 1116
- 1115
- 1114
- 1113
- 1112
- 1111
- 1110
- 1109
- 1108
- 1107
- 1106
- 1105
- 1104
- 1103
- 1102
- 1101
- 1100
- 1099
- 1098
- 1097
- 1096
- 1095
- 1094
- 1093
- 1092
- 1091
- 1090
- 1089
- 1088
- 1087
- 1086
- 1085
- 1084
- 1083
- 1082
- 1081
- 1080
- 1079
- 1078
- 1077
- 1076
- 1075
- 1074
- 1073
- 1072
- 1071
- 1070
- 1069
- 1068
- 1067
- 1066
- 1065
- 1064
- 1063
- 1062
- 1061
- 1060
- 1059
- 1058
- 1057
- 1056
- 1055
- 1054
- 1053
- 1052
- 1051
- 1050
- 1049
- 1048
- 1047
- 1046
- 1045
- 1044
- 1043
- 1042
- 1041
- 1040
- 1039
- 1038
- 1037
- 1036
- 1035
- 1034
- 1033
- 1032
- 1031
- 1030
- 1029
- 1028
- 1027
- 1026
- 1025
- 1024
- 1023
- 1022
- 1021
- 1020
- 1019
- 1018
- 1017
- 1016
- 1015
- 1014
- 1013
- 1012
- 1011
- 1010
- 1009
- 1008
- 1007
- 1006
- 1005
- 1004
- 1003
- 1002
- 1001
- 1000
- 999
- 998
- 997
- 996
- 995
- 994
- 993
- 992
- 991
- 990
- 989
- 988
- 987
- 986
- 985
- 984
- 983
- 982
- 981
- 980
- 979
- 978
- 977
- 976
- 975
- 974
- 973
- 972
- 971
- 970
- 969
- 968
- 967
- 966
- 965
- 964
- 963
- 962
- 961
- 960
- 959
- 958
- 957
- 956
- 955
- 954
- 953
- 952
- 951
- 950
- 949
- 948
- 947
- 946
- 945
- 944
- 943
- 942
- 941
- 940
- 939
- 938
- 937
- 936
- 935
- 934
- 933
- 932
- 931
- 930
- 929
- 928
- 927
- 926
- 925
- 924
- 923
- 922
- 921
- 920
- 919
- 918
- 917
- 916
- 915
- 914
- 913
- 912
- 911
- 910
- 909
- 908
- 907
- 906
- 905
- 904
- 903
- 902
- 901
- 900
- 899
- 898
- 897
- 896
- 895
- 894
- 893
- 892
- 891
- 890
- 889
- 888
- 887
- 886
- 885
- 884
- 883
- 882
- 881
- 880
- 879
- 878
- 877
- 876
- 875
- 874
- 873
- 872
- 871
- 870
- 869
- 868
- 867
- 866
- 865
- 864
- 863
- 862
- 861
- 860
- 859
- 858
- 857
- 856
- 855
- 854
- 853
- 852
- 851
- 850
- 849
- 848
- 847
- 846
- 845
- 844
- 843
- 842
- 841
- 840
- 839
- 838
- 837
- 836
- 835
- 834
- 833
- 832
- 831
- 830
- 829
- 828
- 827
- 826
- 825
- 824
- 823
- 822
- 821
- 820
- 819
- 818
- 817
- 816
- 815
- 814
- 813
- 812
- 811
- 810
- 809
- 808
- 807
- 806
- 805
- 804
- 803
- 802
- 801
- 800
- 799
- 798
- 797
- 796
- 795
- 794
- 793
- 792
- 791
- 790
- 789
- 788
- 787
- 786
- 785
- 784
- 783
- 782
- 781
- 780
- 779
- 778
- 777
- 776
- 775
- 774
- 773
- 772
- 771
- 7



CAREER RECORDS

ST. LOUIS AREA
LINDENWOOD FACILITIES
ATHLETIC DEPARTMENT
2012 STATISTICS/RECORDS
2013 OPPONENTS
2013 ROSTER
COACHING STAFF
MEDIA INFORMATION

Kills:

1,342	Devin Shiroma	2003-06	373
1,319	Mike DiPierro	2000-03	346
1,302	Jared Kreienkamp	2006-09	333
1,227	Joe Deimeke	2005-08	314
1,157	Ryan Nicklas	2003-06	300
946	Mike Hickman	2002-04	282
890	Mike Warren	2007-11	251
717	Dan Laure	2007-09	240
710	Jack Mitchell	2010-12	203
698	Andrew Mack	2000, 01-03	195

Block Assists:

Ryan Nicklas	2003-06	5.67
Jared Kreienkamp	2006-09	3.38
Andrew Mack	2001-03	3.54
Dan Laure	2007-09	3.24
Mike Warren	2007-11	3.10
Morris Groves	2000-02	3.05
Mike DiPierro	2000-03	3.02
Matt Schmack	2007-11	2.95
Jack Mitchell	2010-12	2.66
Mike Hickman	2002-04	2.52

Kills Per Set:

Marty Zambo	2001	.430
Mike DiPierro	2000-04	.429
Chris Hatori	2000-03	.385
Joe Deimeke	2005-08	.378
Steve Nowell	2011-12	.355
Devin Shiroma	2006-09	.345
Prince Wilson	2004-08	.341
Ryan Nicklas	2003-06	.340
Jared Kreienkamp	2006-09	.333
Andrew Mack	2000-03	.330

Hitting Percentage: (Min. 1000 att.)

Ryan Nicklas	2003-06
Steve Nowell	2001-02
Andrew Mack	2000-03
Dan Laure	2007-09
Morris Groves	2000-02
Mike Warren	2007-11
Marty Zambo	2001
Jared Kreienkamp	2006-09
Mike DiPierro	2000-03
Mike Hickman	2002-04

Total Attempts:

2,888	Devin Shiroma	2003-06	462
2,782	Mike DiPierro	2000-03	448
2,720	Joe Deimeke	2005-08	375
2,663	Jared Kreienkamp	2006-09	354
2,076	Ryan Nicklas	2003-06	342
1,938	Mike Hickman	2002-04	300
1,882	Mike Warren	2007-11	270
1,564	Jack Mitchell	2010-12	243
1,549	J.M. Plummer	2009-12	234
1,396	Andre Osmond	2001-04	228

Total Blocks:

Ryan Nicklas	2003-06	16.16
Jared Kreienkamp	2006-09	10.11
Dan Laure	2007-09	10.01
Mike Warren	2007-11	8.20
Morris Groves	2000-02	8.17
Mike DiPierro	2000-03	7.90
Matt Schmack	2007-11	7.73
Jack Mitchell	2010-12	7.22
Joe Deimeke	2005-08	5.00
Mike Hickman	2002-04	4.88

Assists Per Set:

Zach Young	2000-01	1.5
Eddie Dahl	2001-04	1.4
Tim Schmidt	2011-12	1.2
Carson Grissinger	2010-11	1.2
Josh Young	2002-06	1.2
Mike Larson	2008-11	1.2
Brad Skendzel	2005-08	1.2
Lluis De Senespleda	2007	1.1
Kevin Schmalzried	2012	1.1
Christopher Cox	2012	1.0
		0.9

Blocks Per Set:

Andrew Mack	2000-03
Bryan Nicklas	2003-06
Steve Nowell	2001-02
Dan Laure	2007-09
Charlie Spicer	2006-09
Matt Schmack	2007-11
Luke Knowlson	2008-11
Rich Hess	2008-11
Mike Hickman	2002-04
Mike Warren	2007-11

Assists:

4,265	Eddie Dahl	2001-04	55
3,517	Mike Larson	2008-11	54
3,231	Zach Young	2000-01	48
2,784	Josh Young	2002-06	36
1,163	Kevin Dunn	2004-07	33
1,116	Bryce Easter	2006-09	32
1,056	Brad Skendzel	2005-08	30
950	Tim Schmidt	2011-12	27
882	Carson Grissinger	2008-11	24
765	Lluis De Senespleda	2007	22

Matches with 10+ Kills:

Joe Deimeke	2005-08	0.47
Jared Kreienkamp	2006-09	0.41
Devin Shiroma	2006-09	0.36
Mike Warren	2007-11	0.32
Dan Laure	2008-09	0.29
Ryan Nicklas	2003-06	0.29
Mike DiPierro	2000-03	0.28
Mike Hickman	2002-04	0.24
Andrew Mack	2001-03	0.24
Prince Wilson	2005-08	0.23
		0.14

Aces Per Set:

Derrick Adell	2002-05	473
Bradley Johnston	2011	445
Joe Deimeke	2005-08	428
Eddie Dahl	2001-04	413
Prince Wilson	2004-08	407
Mike DiPierro	2000-03	388
Dan Laure	2007-09	375
Sean Nicholson	2006-08	375
Mike Larson	2008-11	341
Carson Grissinger	2010-11	339
Devin Shiroma	2006-09	316

Sets Played:

Jared Kreienkamp	2006-09
Mike Larson	2008-11
Devin Shiroma	2006-09
Mike Emerick	2007-11
Mike DiPierro	2000-03
J.M. Plummer	2008-12
Mike Warren	2007-11
Jack Mitchell	2010-12
Andrew Hock	2007-10
Dan Laure	2007-09

Service Aces:

152	Derrick Abell	2002-05	13
132	Eddie Dahl	2001-04	13
128	Joe Deimeke	2005-08	7
107	Mike Larson	2008-11	5
88	Mike DiPierro	2000-03	5
83	Dan Laure	2007-09	3
66	Prince Wilson	2005-08	3
60	Devin Shiroma	2006-09	
58	Mike Jones	2004-07	
54	Carson Grissinger	2008-11	2

Matches with 20+ Kills:

Devin Shiroma	2006-09	3.11
Mike Hickman	2002-04	2.97
Mike DiPierro	2000-03	2.76
Ryan Nicklas	2003-06	2.68
Joe Deimeke	2005-08	2.54
Prince Wilson	2005-08	2.27
Mike Warren	2007-11	2.26

Matches with 30+ Kills:

Mike DiPierro	2000-03	1.94
Chris Hatori	2000-03	1.94
Bradley Johnston	2011	1.70
Joe Deimeke	2005-08	

Digs Per Set:

Marty Zambo	2001	2001
Devin Hori	2002-03	2001-03
Mike Emerick	2007-11	2000-01
Chad Zirkle	2000-01	2006-08
Mike Flierl	2006-08	2000-03
Mike DiPierro	2000-03	2002-05
Mark Lasky	2002-05	2001-04
Andre Osmond	2001-04	2000-01
Josh Zelnis	2000-01	2011
Bradley Johnston	2011	

Digs:

1,124	Mike Emerick	2007-11	58
946	Devin Hori	2001-05	35
910	Mike DiPierro	2000-03	27
892	Mike Flierl	2006-08	18
698	Eddie Dahl	2001-04	17
630	Andre Osmond	2002-05	16
603	J.M. Plummer	2009-12	16
581	Chad Zirkle	2000-01	14
563	Andrew Hock	2007-10	14
524	Mike Larson	2008-11	11
			10

Matches with 10+ Digs:

Mike Emerick	2007-11	2007-11
Mike Flierl	2005-08	2003-06
Devin Hori	2001-03	2000-03
Mike DiPierro	2000-03	2001-04
Mark Lasky	2001-04	2002-05
Eddie Dahl	2001-04	2002-05
Derrick Abell	2002-05	2002-05
Andre Osmond	2002-05	2000-01
Chad Zirkle	2000-01	

Solo Blocks:

102	Jared Kreienkamp	2006-09	7
98	Joe Deimeke	2005-08	3
89	Ryan Nicklas	2003-06	3
64	Andrew Mack	2000, 01-03	3
61	Dan Laure	2007-09	2
60	Morris Groves	2000-02	2
54	Mike Warren	2007-11	2
52	Kyle Riddell	2005-08	2
51	Devin Shiroma	2006-09	1
40	Jack Mitchell	2010-12	1

Matches with 20+ Digs:

Mike Emerick	2007-11	2007-11
Matt Caplin	2003-06	2001-03
Devin Hori	2001-03	2005-08
Mike Flierl	2005-08	2001-04
Andre Osmond	2002-05	2000-01
Eddie Dahl	2001-04	2000-03
Chris Hatori	2000-01	2005-08
Mike DiPierro	2000-03	
Joe Deimeke	2005-08	



Photo by Blake Bunton



SEASON RECORDS

Kills:

601	Devin Shiroma	2009	175
578	Marty Zambo	2001	172
469	Ryan Nicklas	2006	158
431	Joe Deimeke	2006	157
409	Mike DiPierro	2000	145
408	Steven Nowell	2001	140
400	Jared Krienkamp	2009	131
382	Jared Krienkamp	2006	130
378	Prince Wilson	2008	127
374	Mike DiPierro	2001	119

Block Assists:

Dan Laure	2009
Morris Groves	2001
Steve Nowell	2001
Charles Spicer	2009
Andrew Mack	2002
Ryan Nicklas	2006
Byron Ferguson	2008
Ryan Nicklas	2003
Matt Schmack	2011
Steve Nowell	2002

Total Attempts:

1248	Devin Shiroma	2009	197
1024	Marty Zambo	2001	197
936	Joe Deimeke	2006	195
852	Ryan Nicklas	2006	180
835	Jack Mitchell	2012	178
834	Mike DiPierro	2001	163
816	Mike DiPierro	2000	159
795	Jared Krienkamp	2009	159
785	Prince Wilson	2008	141
778	Mike Warren	2010	138

Total Blocks:

Steve Nowell	2001
Morris Groves	2001
Dan Laure	2009
Charles Spicer	2009
Ryan Nicklas	2003
Andrew Mack	2002
Ryan Nicklas	2003
Byron Ferguson	2008
Matt Schmack	2011
Jared Krienkamp	2009

Assists:

1,764	Zach Young	2001	5.67
1,582	Josh Young	2006	4.54
1,524	Eddie Dahl	2002	4.50
1,467	Zach Young	2000	3.69
1,238	Mike Larson	2010	3.54
1,236	Eddie Dahl	2003	3.50
1,185	Eddie Dahl	2004	3.44
1,011	Brad Skendzel	2008	3.37
1,062	Mike Larson	2009	3.32
950	Tim Schmidt	2012	3.31

Kills Per Set:

Marty Zambo	2001	24
Mike DiPierro	2000	22
Devin Shiroma	2009	22
Ryan Nicklas	2006	21
Chris Hatori	2000	21
Prince Wilson	2008	20
Joe Deimeke	2006	19
Mike DiPierro	2001	18
Mike Hickman	2004	18
Jack Mitchell	2012	17
		17
		17

Matches with 10+ Kills:

Joe Deimeke	2006	.475
Dan Laure	2009	.444
Jared Krienkamp	2009	.438
Jack Mitchell	2012	.434
Ryan Nicklas	2006	.431
Devin Shiroma	2009	.427
Bradley Johnston	2011	.423
Jared Krienkamp	2009	.420
Taylor Morrill	2010	.419
Joe Deimeke	2007	.396
Prince Wilson	2008	
Mike Warren	2011	

Hitting Percentages:

Ben Nelson	2003
Kevin McLearn	2006
Dan Laure	2009
Steve Nowell	2002
Mike Jones	2007
Steven Nowell	2001
Ryan Nicklas	2004
Ryan Nicklas	2003
Ryan Nicklas	2006
Matt Schmack	2011

Service Aces:

60	Derrick Abell	2004	16.64
53	Dan Laure	2009	15.60
47	Joe Deimeke	2006	12.40
45	Derrick Abell	2003	11.98
43	Bradley Johnston	2011	10.87
40	Eddie Dahl	2003	10.47
39	Eddie Dahl	2004	10.33
37	Joe Deimeke	2008	9.80
37	Prince Wilson	2008	9.10
37	Carson Grissinger	2010	7.60

Assists Per Set:

Zach Young	2001	
Zach Young	2000	
Eddie Dahl	2002	13
Josh Young	2006	11
Eddie Dahl	2004	6
Eddie Dahl	2003	5
Tim Schmidt	2010	3
Mike Larson	2008	3
Brad Skendzel	2009	2
Mike Larson	2007	2
		2

Matches with 20+ Kills:

Devin Shiroma	2009	1.86
Mike Hickman	2004	1.61
Mike DiPierro	2000	1.59
Ryan Nicklas	2006	1.59
Joe Deimeke	2006	1.49
Prince Wilson	2008	1.41
Chris Hatori	2000	1.40
Mike Hickman	2002	1.40
Mike Warren	2011	1.35

Blocks Per Set:

Morris Groves	2001
Andrew Mack	2002
Steve Nowell	2001
Ryan Nicklas	2003
Steve Nowell	2002
Andrew Mack	2000
Ryan Nicklas	2006
Dan Laure	2010
Rich Hess	2009
Robert Walker	2000

Digs:

442	Mike Emerick	2010	.56
398	Mike Emerick	2009	.43
379	Devin Hori	2003	.41
363	Chad Zirkle	2001	.40
353	Devin Hori	2002	.40
333	Mike Flierl	2008	.39
317	Marty Zambo	2001	.37
300	Andrew Hock	2009	.30
296	Eddie Dahl	2002	.30
291	Andre Osmond	2004	.30
291	Mike Flierl	2007	

Aces Per Set:

Derrick Abell	2004	
Derrick Abell	2003	2
Prince Wilson	2007	1
Dan Laure	2009	1
Bradley Johnston	2011	
Joe Deimeke	2008	
Joe Deimeke	2006	21
Sean Nicholson	2007	17
Carson Grissinger	2010	15
Mike Larson	2010	12
		12
		12
		12

Matches with 30+ Kills:

Mike DiPierro	2000	1.30
Chris Hatori	2000	1.30
Joe Deimeke	2007	1.30

Matches with 10+ Digs:

Mike Emerick	2010	1.30
Mike Emerick	2009	
Devin Hori	2002	1.30
Devin Hori	2003	1.30
Mike Flierl	2007	1.30
Mike Flierl	2008	1.30
Mike Flierl	2006	1.30

Six Tied at 1.30

Ryan Nicklas	2004
Kyle Riddell	2007
Byron Ferguson	2008
Charles Spicer	2009
Matt Schmack	2010
Luke Knowlson	2011

Sets Played:

Bryce Easter	2009
Charles Spicer	2009
Kevin Dunn	2006
Mike Larson	2009
Dan Laure	2009
Andrew Hock	2009
Jared Krienkamp	2009
Devin Shiroma	2009
Josh Young	2006
DJ Hasler	2006

Solo Blocks:

40	Joe Deimeke	2007	3.51
39	Steve Nowell	2001	3.13
38	Ryan Nicklas	2006	3.12
33	Joe Deimeke	2006	3.00
30	Jared Krienkamp	2007	2.87
29	Ryan Nicklas	2003	2.65
29	Jared Krienkamp	2008	2.60
28	Andrew Mack	2000	2.58
28	Byron Ferguson	2008	2.57
28	Luke Knowlson	2011	

Digs Per Set:

Mike Emerick	2010	11
Devin Hori	2003	
Mike Emerick	2009	
Marty Zambo	2001	4
Chad Zirkle	2001	3
Devin Hori	2002	3
Andre Osmond	2004	3
Mike Flierl	2008	2
Mike Flierl	2006	2
Mike Flierl	2007	2
		2

Matches with 20+ Digs:

Mike Emerick	2010	1.36
Devin Hori	2002	1.35
Matt Calpin	2006	1.32
Mike Emerick	2009	1.31
Chad Hatori	2000	
Eddie Dahl	2002	
Andre Osmond	2004	
Mike Flierl	2008	



Photo by Blake Bunton



TEAM RECORDS

THREE-SET RECORDS

Kills:

67	vs. William Woods (2000)
67	vs. Trinity College (2000)
63	vs. William Woods (2000)
62	vs. Columbia College (2000)

Hitting Attempts:

147	vs. Columbia College (2000)
144	vs. William Woods (2000)
138	vs. William Woods (2000)

Hitting Percentage:

.618	vs. Moody Bible (2008)
.590	vs. Hannibal-LaGrange (2009)
.568	vs. Stevens Institute (2006)

Assists:

65	vs. William Woods (2000)
62	vs. Columbia College (2000)
61	vs. Cardinal Stritch (2003)

Service Aces:

17	vs. Calumet-St. Joseph (2004)
15	vs. Moody Bible (2007)
13	vs. Hope International (2004)

Digs:

67	vs. Cardinal Stritch (2002)
65	vs. William Woods (2000)
62	vs. Park College (2000)

Total Blocks:

52	vs. Graceland (2004)
47	vs. Newman (2002)
38	vs. Park (2000)

FOUR-SET RECORDS

Kills:

85	vs. Johnson and Wales (2009)
83	vs. Tri-State (2000)
79	vs. Park (2000)

Hitting Attempts:

186	vs. Park (2000)
167	vs. Columbia College (2000)
158	vs. Findlay (2000)

Hitting Percentage:

.436	vs. Newman (2004)
.435	vs. Johnson and Wales (2007)
.426	vs. Newman (2004)

Assists:

83	vs. Graceland (2011)
76	vs. Johnson and Wales (2009)
75	Two Times (both in 2000)

Service Aces:

29	vs. St. Ambrose (2008)
15	vs. MSOE (2008)
12	vs. St. Ambrose (2002)

Digs:

78	vs. Quincy (2006)
75	vs. Tri-State (2000)
74	vs. Park (2000)

Total Blocks:

37	vs. Graceland (2002)
35	Two-Tied (most recent 2009)
34	vs. Hannibal-LaGrange (2010)

FIVE-SET RECORDS

Kills:

103	vs. Marycrest (2000)
89	vs. Missouri Baptist (2002)
87	vs. Park (2000)

Hitting Attempts:

208	vs. Marycrest (2000)
205	vs. Cardinal Stritch (2007)
187	vs. Johnson and Wales (2008)

Hitting Percentage:

.425	vs. California Baptist (2011)
.418	vs. Marycrest (2000)
.386	vs. Missouri Baptist (2002)

Assists:

100	vs. Marycrest (2000)
86	vs. Missouri Baptist (2002)
84	vs. Park (2000)

Service Aces:

14	vs. William Woods (2003)
12	vs. California Baptist (2011)
11	vs. Park (2000)

Digs:

91	vs. Marycrest (2000)
90	vs. St. Ambrose (2009)
84	vs. William Woods (2002)

Total Blocks:

39	vs. Missouri Valley (2006)
37	vs. MSOE (2010)
36	vs. Park (2002)

SEASON RECORDS

Kills:

Total:	2,348 (2001)
Per Set:	18.06 (2001)

Hitting Attempts:

Total:	4,823 (2009)
--------	--------------

Hitting Percentage:

Total:	.353 (2006)
--------	-------------

Assists:

Total:	2532 (2001)
Per Set:	19.47 (2001)

Service Aces:

Total:	205 (2008)
Per Set:	1.69 (2007)

Digs:

Total:	2,175 (2001)
Per Set:	16.73 (2001)

Blocks:

Total:	859 (2009)
--------	------------

INDIVIDUAL RECORDS

Hitting Attempts

66	Joe Deimeke vs. Saint Ambrose University (3/28/08)
64	Mike DiPierro vs. Marycrest International (2000)
57	Devin Shiroma vs. Saint Ambrose University (2/7/09)
55	Taylor Morrill vs. Park University (1/20/10)
55	Ryan Nicklas vs. Missouri Valley College (1/31/06)
53	Joe Deimeke vs. Hope International University (1/25/08)
52	Luis De Senespleda vs. Cardinal Stritch University (3/31/07)
51	Mike DiPierro vs. Park College (2000)
47	Prince Wilson vs. Park University (3/8/08)
47	Tim Huizinga vs. Missouri Baptist University (3/9/10)

Kills

35	Mike DiPierro vs. Marycrest International (2000)
33	Joe Deimeke vs. Saint Ambrose University (3/28/08)
30	Mike DiPierro vs. Park College (2000)
27	Devin Shiroma vs. Saint Ambrose University (2/7/09)
25	Mike DiPierro vs. Park College (4/14/00)
25	Mike DiPierro vs. Park College (3/2/03)
24	Chris Hatori vs. Park College (2000)
23	Ryan Nicklas vs. Missouri Valley College (1/31/06)

Total Blocks

14	Luke Knowlson vs. Hannibal-LaGrange University (3/16/10)
14	Rich Hess vs. Milwaukee School of Engineering (2/21/10)
14	Ryan Nicklas vs. Missouri Valley College (1/31/06)
13	Matt Schmack vs. Saint Ambrose University (3/6/10)
13	Mike Hickman vs. William Woods University (4/6/02)
13	Andrew Mack vs. William Woods University (4/6/02)
12	Mike Warren vs. Hannibal-LaGrange University (3/16/10)
11	Matt Schmack vs. Missouri Baptist University (3/9/10)

Digs

29	Mike Flierl vs. Saint Ambrose University (3/28/08)
28	Mike Emerick vs. Warner Southern University (2/27/09)
27	Mike Emerick vs. Park University (1/20/10)
25	Devin Hori vs. Missouri Baptist University (4/6/02)
25	Matt Calpin vs. Quincy University (1/27/06)
24	Devin Hori vs. William Woods University (3/12/02)
23	Mike Emerick vs. Quincy University (1/22/10)
23	Mike Emerick vs. Graceland University (2/12/10)
23	Devin Hori vs. William Woods University (2/12/02)
22	Andre Osmond vs. Newman University (3/20/04)

Assists

75	Eddie Dahl vs. Missouri Baptist University (3/5/02)
69	Josh Young vs. Missouri Valley College (1/31/06)
67	Eddie Dahl vs. William Woods University (3/12/02)
63	Josh Young vs. Quincy University (1/27/06)
62	Mike Larson vs. Quincy University (1/22/10)
62	Brad Skendzel vs. Quincy University (2/9/08)
62	Eddie Dahl vs. Loyola-Chicago (3/16/02)
60	Mike Larson vs. Graceland University (1/29/11)

Aces

18	Joe Deimeke vs. Saint Ambrose University (1/26/08)
11	Derrick Abell vs. William Woods University (3/12/03)
8	Derrick Abell vs. Peru State (2/15/04)
8	Matt Calpin vs. Calumet-St. Joseph (1/23/04)
7	Sean Nicholson vs. Calumet College of St. Joseph (3/10/07)
6	Joe Deimeke vs. Cardinal Stritch University (2/10/06)
6	Eddie Dahl vs. Peru State (2/22/04)
6	Derrick Abell vs. Saint Ambrose University (1/26/02)

2013 ROSTER

2013 ROSTER

2013 ROSTER

2013 ROSTER

2013 ROSTER

2013 ROSTER

2013 ROSTER

2013 ROSTER


2013 ROSTER



LINDENWOOD MEN'S VOLLEYBALL NAIA ALL-AMERICANS




ZACH YOUNG
2000-01



MARTY ZAMBO
2001



ANDREW MACK
2000-03



MIKE HICKMAN
2002-04



NATE BOYD
2005



JOSH YOUNG
2002-06



RYAN NICKLAS
2003-06



JOE DEIMEKE
2005-08



JARED KREIENKAMP
2006-09



DAN LAURE
2007-09



MIKE WARREN
2007-11

MEDIA
INFORMATION

COACHING
STAFF

2013 ROSTER

2013
OPPONENTS

2012
STATISTICS/
RECORDS

ATHLETIC
DEPARTMENT

FACILITIES

LINDENWOOD

ST. LOUIS
AREA



ALL-TIME SCORES

2000 (21-8)

Moody Bible	W	3-0	(15-12, 15-7, 15-6)
Trinity Intl	W	3-0	(15-8, 15-4, 15-6)
Missouri Bap.	W	3-0	(15-3, 15-4, 15-11)
Marycrest Intl	W	3-2	(15-17, 10-15, 15-9, 15-7, 15-13)
Marycrest Intl	L	0-3	(13-15, 1-15, 6-15)
Saint Ambrose	W	3-1	(15-1, 15-8, 4-15, 15-6)
William Woods	W	3-0	(15-9, 19-17, 15-1)
Park	W	3-0	(15-9, 15-5, 16-14)
Saint Ambrose	W	3-0	(15-4, 15-5, 15-13)
Columbia	L	1-3	(15-10, 9-15, 15-12, 15-7)
Trinity Intl	W	3-0	(15-12, 15-9, 15-11)
Park	L	2-3	(8-15, 15-10, 10-15, 15-5, 16-14)
William Woods	W	3-0	(15-6, 15-12, 15-6)
Dominican	W	3-0	(15-10, 15-5, 15-9)
Missouri Bap.	W	3-0	(15-5, 15-9, 16-14)
Cardinal Stritch	W	3-0	(15-11, 15-3, 15-3)
Columbia	L	0-3	(15-5, 15-8, 15-11)
Tri-State	W	3-1	(16-18, 15-6, 15-3, 15-9)
Findlay	W	3-1	(15-7, 15-4, 11-15, 15-3)
Ohio Northern	W	3-0	(15-1, 15-6, 15-10)
Cardinal Stritch	W	3-0	(15-8, 15-5, 15-2)
Clarke	W	3-0	(15-12, 15-5, 15-7)
Quincy	L	0-3	(7-15, 6-15, 6-15)

MAMVIC Conference Tournament

William Woods	W	3-0	(15-13, 15-9, 15-13)
Marycrest Intl	W	3-1	(15-5, 11-15, 15-7, 15-11)
Columbia	L	0-3	(13-15, 10-15, 6-15)

NAIA National Invitational Tournament

Park	W	3-1	(11-15, 15-8, 15-11, 15-9)
Columbia	L	0-3	(5-15, 8-15, 10-15)
Calif. Baptist	L	0-3	(13-15, 6-15, 10-15)

2001 (29-7)

Missouri Bap.	W	3-0	(15-6, 15-4, 17-15)
Trinity Christ.	W	3-0	(15-6, 15-6, 15-8)
Dallas Baptist	W	3-0	(15-2, 15-2, 15-6)
Graceland	W	3-2	(15-10, 15-13, 6-15, 6-15, 15-7)
Saint Ambrose	W	3-0	(15-6, 15-7, 15-5)
Marycrest Intl	L	2-3	(9-15, 6-15, 15-8, 15-12, 11-5)
William Woods	W	3-1	(15-8, 12-15, 15-8, 15-5)
Missouri Bap.	W	3-0	(15-6, 15-7, 15-8)
Graceland	W	3-0	(16-14, 16-14, 15-7)
Park	L	2-3	(14-16, 15-12, 12-15, 15-4, 12-15)
Tri-State Univ.	W	3-0	(15-9, 15-10, 15-9)
Ball State	L	0-3	(26-30, 30-32, 27-30)
Calif. Baptist	W	3-1	(19-17, 15-9, 13-15, 15-12)
Dallas Baptist	W	3-0	(15-2, 15-8, 15-0)
Trinity Intl	W	3-0	(15-2, 15-4, 15-9)
Trinity Christ.	W	3-0	(15-1, 15-11, 15-5)
Cardinal Stritch	W	3-0	(15-0, 15-7, 15-12)
William Woods	W	3-1	(15-2, 15-11, 13-15, 15-8)
Saint Ambrose	W	3-0	(15-2, 16-14, 15-2)
Marycrest Intl	W	3-1	(15-8, 15-9, 15-17, 15-7)
Cardinal Stritch	W	3-0	(15-5, 15-6, 15-13)
MSOE	W	3-0	(30-15, 30-13, 30-23)
Trinity Intl	W	3-1	(15-5, 15-7, 14-16, 15-9)
Trinity Christ.	W	3-0	(15-5, 15-9, 15-7)
Loyola-Chicago	L	1-3	(17-30, 17-30, 30-24, 23-30)
Tri-State Univ.	L	2-3	(15-3, 15-3, 8-15, 14-16, 9-15)
Graceland	W	3-1	(16-14, 15-7, 3-15, 15-8)
Park	W	3-0	(15-5, 16-14, 15-5)
Missouri Bap.	W	3-0	(15-4, 15-7, 15-6)
Quincy	L	2-3	(30-18, 30-25, 26-30, 23-30, 9-15)

MAMVIC Conf. Tournament

Missouri Baptist	W	3-0	(15-3, 15-3, 15-10)
Tri-State	W	3-1	(15-2, 9-15, 15-7, 15-7)
Marycrest Intl	W	3-0	(15-7, 15-7, 15-7)

NAIA National Invitational Tournament

Tri-State	W	3-1	(10-15, 15-8, 15-6, 16-14)
Marycrest Intl	W	3-1	
Calif. Baptist	L	1-3	(15-11, 15-13, 4-15, 15-11)

2002 (30-5)

Tri-State	W	3-0	(30-6, 30-23, 30-21)
Ball State	L	0-3	(19-30, 14-30, 18-30)
Trinity Christ.	W	3-0	(30-18, 30-19, 30-20)
Tri-State	W	3-0	(30-16, 30-18, 30-16)
Saint Ambrose	W	3-1	(30-20, 30-13, 28-30, 30-21)
Marycrest Intl	W	3-1	(30-23, 27-30, 30-19, 30-26)
Park	W	3-2	(30-28, 23-30, 21-30, 30-26, 15-10)
Missouri Bap.	W	3-1	(30-23, 30-27, 26-30, 30-17)
Graceland	W	3-1	(25-30, 30-26, 30-24, 30-24)
William Woods	L	1-3	(31-29, 28-30, 16-30, 28-30)
Newman	W	3-0	(30-27, 31-29, 30-25)
Park	W	3-1	(28-30, 30-18, 30-23, 30-24)
Dallas Baptist	W	3-0	(30-23, 30-9, 30-15)
Newman	W	3-0	(30-14, 30-25, 30-20)
Newman	W	3-0	(30-23, 30-19, 30-18)
Findlay	W	3-0	(30-27, 30-27, 30-27)
Cardinal Stritch	W	3-0	(30-22, 30-15, 30-15)
Missouri Bap.	W	3-2	(31-33, 31-29, 25-30, 30-25, 15-12)
Trinity Intl	W	3-0	(30-17, 30-16, 30-27)
Kendall	W	3-2	(27-30, 31-33, 30-25, 30-19, 15-10)
Calif. Baptist	W	3-2	(19-30, 26-30, 30-23, 30-20, 15-12)
William Woods	W	3-2	(21-30, 30-26, 30-26, 30-32, 20-18)
Trinity Intl	W	3-0	(30-16, 30-23, 30-23)
Loyola-Chicago	L	0-3	(25-30, 22-30, 17-30)
Graceland	W	3-0	(30-23, 30-22, 30-23)
MSOE	W	3-0	(30-25, 30-19, 30-15)
Trinity Christ.	W	3-0	(30-22, 30-18, 30-17)
Providence	W	3-0	(30-26, 30-25, 30-24)
Quincy	L	3-0	(30-18, 30-28, 30-19)

MAMVIC Conference Tournament

Missouri Bap.	W	3-1	(19-30, 30-15, 30-26, 30-26)
William Woods	W	3-2	(30-23, 30-24, 27-30, 15-30, 15-11)

NAIA National Invitational Tournament

Marycrest Intl	W	3-0	(30-18, 30-27, 30-22)
Calif. Baptist	W	3-0	(30-28, 33-31, 33-31)
Missouri Bap.	W	3-0	(30-23, 30-21, 30-23)
William Woods	L	2-3	(30-18, 31-29, 28-30, 17-30, 17-19)

2003 (26-9)

Loyola-Chicago	L	0-3	(28-30, 21-30, 26-30)
Lewis	L	0-3	(30-32, 25-30, 28-30)
Missouri Valley	W	3-0	(30-18, 30-22, 30-19)
Trinity Christ.	W	3-0	(30-22, 30-21, 30-25)
MSOE	W	3-0	(30-19, 30-13, 30-20)
Newman	W	3-0	(30-26, 30-26, 30-26)
UC-Santa Cruz	W	3-0	(30-20, 30-20, 30-27)
Hope Intl	W	3-0	(30-22, 30-21, 30-26)
Calif. Baptist	L	1-3	(30-28, 24-30, 18-30, 25-30)
MSOE	W	3-0	(30-5, 30-11, 30-18)
Cardinal Stritch	W	3-1	(22-30, 30-18, 30-24, 30-16)
Saint Ambrose	W	3-0	(30-13, 30-21, 30-20)
William Woods	W	3-2	(30-32, 30-28, 30-27, 23-30, 15-12)
Quincy	L	2-3	(27-30, 30-32, 38-36, 30-28, 14-16)
Missouri Valley	W	3-0	(30-28, 30-15, 30-19)
Missouri Bap.	L	2-3	(30-28, 30-32, 30-22, 28-30, 11-15)
Moody Bible	W	3-0	(30-13, 30-22, 30-23)
Cardinal Stritch	W	3-0	(30-19, 30-14, 30-26)
Cardinal Stritch	W	3-0	(30-21, 30-12, 30-17)
Park	W	3-2	(26-30, 28-30, 30-23, 30-23, 20-18)
Missouri Bap.	W	3-0	(30-27, 30-25, 30-22)
Kendall	W	3-0	(30-21, 30-20, 30-22)
Graceland	W	3-0	(30-24, 30-25, 31-29)
William Woods	L	2-3	(31-29, 30-24, 31-33, 28-30, 13-15)
Trinity Tourn.	W	3-0	(30-21, 30-24, 30-22)
Graceland	W	3-0	(30-21, 30-21, 30-20)
Newman	W	3-0	(30-24, 30-18, 30-28)
Trinity Intl	W	3-0	(30-25, 30-16, 30-22)
California Bap.	W	3-1	(30-24, 26-30, 31-29, 30-28)
Park	W	3-0	(30-28, 30-24, 30-28)
Newman	W	3-1	(30-23, 30-28, 27-30, 30-20)

MAMVIC Conference Tournament

Missouri Bap.	L	2-3	(20-30, 30-23, 30-21, 28-30, 14-16)
---------------	---	-----	-------------------------------------

NAIA National Invitational Tournament

Cardinal Stritch	W	3-0	(30-21, 30-13, 30-17)
California Bap.	L	0-3	(23-30, 24-30, 22-30)
Park	L	2-3	(30-22, 28-30, 30-20, 23-30, 10-15)

2004 (25-8)

Calumet	W	3-0	(30-18, 30-9, 30-22)
Cardinal Stritch	W	3-0	(30-17, 30-28, 30-20)
Moody Bible	W	3-0	(30-18, 30-19, 30-22)
Kendall	W	3-0	(30-21, 30-24, 30-25)
Missouri Valley	W	3-0	(31-29, 30-27, 30-20)
Park	W	3-0	(30-23, 30-26, 30-25)
Quincy	W	3-0	(28-30, 30-27, 30-27, 30-23)
Calumet	W	3-0	(30-17, 30-17, 30-19)
Kendall	W	3-0	(33-31, 30-22, 35-33)
Saint Ambrose	W	3-0	(31-29, 30-21, 30-24)
Park	W	3-0	(30-26, 30-24, 30-25)
Graceland	W	3-0	(30-25, 30-28, 30-26)
Peru State	W	3-0	(30-24, 30-23, 30-21)
Missouri Bap.	L	0-3	(26-30, 22-30, 28-30)
Missouri Valley	W	3-0	(30-25, 30-22, 30-23)
Newman	W	3-2	(32-34, 28-30, 33-31, 30-22, 15-10)
Peru State	W	3-0	(30-27, 30-24, 30-21)
Calif. Baptist	L	0-3	(17-30, 24-30, 20-30)
Hope Intl	W	3-0	(30-15, 30-28, 30-26)
Calif. Baptist	L	1-4	(30-28, 19-30, 20-30, 18-30)
Missouri Bap.	W	3-2	(30-28, 25-30, 30-24, 23-30, 17-15)
Graceland	W	3-0	(30-26, 30-19, 30-15)
Park	L	1-3	(25-30, 30-28, 21-30, 24-30)
Newman	L	1-3	(30-25, 30-32, 27-30, 24-30)
Missouri Bap.	W	3-2	(26-30, 32-30, 30-28, 25-30, 15-12)
Cardinal Stritch	W	3-0	(33-31, 30-21, 30-27)
Graceland	W	3-0	(30-28, 30-14, 30-23)
Newman	W	3-1	(30-26, 30-24, 26-30, 30-12)
MAMVIC Conference Tournament			
Peru State	W	3-0	(30-19, 31-29, 30-21)
Park	L	1-3	(30-25, 25-30, 25-30, 22-30)
NAIA National Invitational Tournament			
Newman	L	2-3	(26-30, 25-30, 30-23, 30-26, 13-15)
Missouri Bap.	W	3-1	(23-30, 30-23, 36-34, 30-28)
Calif. Baptist	L	1-3	(20-30, 15-30, 30-25, 26-30)

2005 (24-11)

Moody Bible	W	3-0	(30-12, 30-14, 30-18)
Loyola-Chicago	L	0-3	(30-19, 30-19, 30-23)
Quincy	W	3-2	(24-30, 30-27, 27-30, 30-23, 15-9)
Johnson&Wales	W	3-0	(30-18, 30-19, 30-22)
Warner Southern	W	3-0	(30-19, 30-13, 30-18)
Newman	W	3-0	(30-24, 30-28, 30-21)
Cardinal Stritch	W	3-0	(30-25, 30-20, 30-22)
William Woods	W	3-1	(30-25, 30-25, 27-30, 30-23)
Saint Ambrose	W	3-0	(30-20, 30-21, 30-22)
Missouri Valley	L	1-3	(24-30, 27-30, 30-27, 21-30)
Newman	W	3-0	(30-17, 30-27, 30-23)
Missouri Bap.	W	3-2	(30-27, 26-30, 30-28, 28-30, 15-13)
Graceland	W	3-0	(30-18, 30-25, 30-22)
Hope Intl.	W	3-0	(30-28, 30-28, 30-28)
Calif. Baptist	L	0-3	(21-30, 23-30, 13-30)
Calif. Baptist	L	0-3	(17-30, 25-30, 24-30)
Johnson&Wales	W	3-0	(30-16, 31-29, 30-25)
Missouri Valley	L	1-3	(30-25, 28-30, 24-30, 28-30)
Peru State	W	3-0	(30-15, 30-22, 30-16)
Findlay	L	2-3	(30-20, 28-30, 30-24, 26-30, 8-15)
Graceland	W	3-0	(30-28, 30-24, 30-27)
Park	L	0-3	(30-21, 30-24, 30-24)
Cardinal Stritch	W	3-0	(33-31, 30-23, 30-27)
William Woods	W	3-0	(30-18, 30-21, 34-32)
Newman	W	3-0	(32-30, 30-23, 30-20)
Peru State	W	3-0	(30-18, 30-26, 37-35)
William Woods	W	3-0	(30-24, 30-25, 30-21)

MEDIA INFORMATION
COACHING STAFF
2013 ROSTER
OPPONENTS
2012 STATISTICS/RECORDS
ATHLETIC DEPARTMENT
FACILITIES
LINDENWOOD
ST. LOUIS AREA



ALL-TIME SCORES

MEDIA INFORMATION COACHING STAFF 2013 ROSTER OPPONENTS 2012

STATISTICS/RECORDS ATHLETIC DEPARTMENT FACILITIES LINDENWOOD ST. LOUIS AREA

Park	L	1-3	(30-21, 24-30, 27-30, 22-30)
Missouri Bap.	L	2-3	(30-21, 22-30, 30-##, 26-30, 8-15)
MAMVIC Conference Tournament			
Park	W	3-1	(25-30, 47-45, 30-26, 30-24)
Newman	W	3-0	(30-19, 30-27, 30-22)
NAIA National Invitational Tournament			
Missouri Bap.	W	3-1	(23-30, 30-23, 30-24, 30-25)
Park	L	1-3	(30-19, 28-30, 26-30, 25-30)
Missouri Valley	W	3-2	(30-20, 26-30, 25-30, 30-23, 15-10)
Calif. Baptist	L	0-3	(19-30, 34-36, 22-30)

2006 (36-4)			
Loyola-Chicago	L	1-3	(18-30, 30-27, 25-30, 21-30)
Stevens IT	W	3-0	(30-17, 30-19, 30-21)
Carthage	W	3-2	(21-30, 27-30, 30-23, 30-22, 15-10)
Newman	W	3-1	(25-30, 30-21, 30-28, 30-28)
Graceland	W	3-0	(30-27, 30-21, 30-23)
Peru State	W	3-0	(30-15, 30-16, 30-21)
Quincy	W	3-1	(25-30, 30-26, 30-26, 30-27)
Calif. Baptist	W	3-2	(23-30, 30-25, 30-21, 28-30, 19-17)
Missouri Valley	W	3-2	(27-30, 30-25, 32-30, 27-30, 15-13)
Johnson&Wales	W	3-0	(30-20, 30-16, 30-22)
Hope Intl.	W	3-0	(30-20, 30-18, 30-22)
Saint Ambrose	W	3-0	(30-23, 30-19, 30-17)
Park	L	2-3	(25-30, 30-25, 21-30, 30-24, 15-17)
Cardinal Stritch	W	3-0	(30-19, 30-24, 30-22)
Moody Bible	W	3-0	(30-22, 30-21, 30-20)
Calumet	W	3-0	(30-28, 30-24, 30-27)
Missouri Valley	L	1-3	(30-22, 27-30, 26-30, 24-30)
Calumet	W	3-0	(30-24, 30-28, 30-24)
Warner South	W	3-0	(30-23, 30-23, 30-22)
Graceland	W	3-0	(30-28, 30-23, 30-21)
Missouri Bap.	W	3-0	(30-24, 30-226, 30-25)
Graceland	W	3-0	(30-25, 30-25, 30-19)
Newman	W	3-0	(30-26, 30-26, 31-29)
Park	W	3-2	(30-26, 27-30, 25-30, 30-19, 15-12)
Cardinal Stritch	W	3-1	(30-23, 30-23, 34-36, 30-23)
Holy Names	W	3-0	(30-17, 30-19, 30-24)
Missouri Valley	W	3-0	(33-31, 30-23, 30-26)
Calumet	W	3-0	(30-14, 30-22, 30-19)
Moody Bible	W	3-0	(30-20, 30-17, 30-23)
Lewis	W	3-0	(35-33, 30-22, 30-14)
Missouri Bap.	W	3-0	(30-26, 30-18, 30-27)
Saint Ambrose	W	3-0	(30-22, 30-19, 30-21)
Warner South	W	3-0	(30-18, 30-23, 30-27)
Peru State	W	3-0	(30-23, 30-21, 30-21)

2008 (25-10)			
Moody Bible	W	3-0	(30-14, 30-11, 30-18)
Warner	W	3-0	(30-22, 30-19, 30-18)
Hope Int'l	W	3-1	(30-22, 29-31, 30-25, 30-27)
St. Ambrose	W	3-0	(30-28, 30-21, 32-30)
Holy Names	W	3-0	(30-17, 30-28, 30-24)
Park	L	1-3	(24-30, 28-30, 31-29, 22-30)
Clarke	W	3-0	(30-24, 30-22, 30-26)
Missouri Valley	W	3-1	(30-21, 30-23, 31-33, 30-22)
Quincy	W	3-2	(30-28, 27-30, 29-31, 30-23, 15-11)
Hope Intl.	W	3-2	(30-22, 30-32, 30-19, 26-30, 15-11)
Calif. Baptist	L	1-3	(30-25, 26-30, 16-30, 27-30)
Holy Names	W	3-0	(30-22, 30-24, 30-28)
Calif. Baptist	L	0-3	(28-30, 21-30, 27-30)
Missouri Bap.	W	3-0	(30-26, 30-22, 30-23)
Clarke	W	3-0	(34-32, 31-29, 30-25)
Cardinal Stritch	L	2-3	(25-30, 22-30, 30-19, 30-23, 14-16)
Quincy	W	3-0	(30-15, 30-26, 30-22)
Saint Ambrose	L	1-3	(28-30, 20-30, 30-21, 28-30)
Carthage	W	3-0	(30-25, 30-24, 30-26)
Cardinal Stritch	L	1-3	(29-31, 29-31, 30-24, 27-30)
Missouri Valley	W	3-0	(30-20, 30-22, 30-16)
Graceland	W	3-0	(30-23, 30-19, 30-27)
Park	L	1-3	(27-30, 30-26, 28-30, 27-30)
MISOE	W	3-1	(30-17, 30-25, 29-31, 30-21)
Quincy	W	3-0	(30-17, 30-27, 30-24)
Johnson&Wales	W	3-2	(27-30, 30-26, 30-28, 29-31, 15-13)
Johnson&Wales	W	3-1	(31-33, 30-20, 30-27, 30-27)
Missouri Bap.	W	3-1	(30-27, 31-33, 30-21, 30-25)
Graceland	W	3-0	(30-22, 30-19, 30-18)
Saint Ambrose	W	3-2	(27-30, 23-30, 30-27, 30-28, 15-13)
Clarke	W	3-0	(30-27, 30-18, 30-26)

MAMVIC Conference Tournament			
Calumet	W	3-0	(30-12, 30-13, 30-15)
Missouri Bap.	W	3-1	(30-20, 30-17, 25-30, 30-24)
NAIA National Invitational Tournament			
Newman	W	3-1	(30-22, 30-24, 27-30, 30-25)
Missouri Bap.	W	3-0	(30-18, 30-27, 30-27)
Missouri Valley	W	3-2	(30-24, 32-34, 30-20, 27-30, 19-17)
Calif. Baptist	L	0-3	(28-30, 26-30, 31-33)

2007 (25-8)			
Loyola-Chicago	L	1-3	(30-27, 23-30, 22-30, 26-30)
Quincy	W	3-2	(33-35, 30-20, 30-22, 24-30, 15-10)
Peru State	W	3-0	(30-20, 30-20, 30-25)
Graceland	W	3-0	(30-20, 30-27, 30-22)
Warner South.	W	3-0	(30-27, 30-21, 30-23)
Hope Intl	W	3-0	(30-27, 30-27, 30-27)
Holy Names	W	3-1	(30-21, 30-24, 27-30, 30-18)
Calif. Baptist	L	1-3	(19-30, 30-28, 26-30, 19-30)
Missouri Valley	W	3-0	(30-27, 32-30, 30-28)
Carthage	W	3-0	(30-28, 30-25, 30-23)
Park	L	0-3	(22-30, 21-30, 26-30)
Missouri Bap.	W	3-1	(21-30, 30-28, 30-26, 30-26)
Saint Ambrose	W	3-0	(30-22, 30-18, 30-20)
Johnson&Wales	W	3-1	(27-30, 30-16, 30-20, 30-27)
Cardinal Stritch	W	3-0	(30-25, 30-27, 33-31)
Saint Ambrose	W	3-2	(30-19, 29-31, 30-22, 25-30, 15-12)

MAMVIC Conference Tournament			
Johnson&Wales	W	3-0	(30-23, 30-23, 30-19)
Park	L	0-3	(25-30, 24-30, 32-34)
NAIA National Invitational Tournament			
Calif. Baptist	L	1-3	(33-35, 31-29, 29-31, 26-30)
Saint Ambrose	L	2-3	(30-23, 25-30, 30-24, 33-35, 17-19)

2009 (37-3)			
Lewis	L	2-3	(20-30, 30-24, 24-30, 30-23, 7-15)
Carthage	W	3-2	(28-30, 27-30, 30-23, 30-21, 15-12)
Hannibal	W	3-0	(30-18, 30-18, 30-19)
Missouri Valley	W	3-0	(30-23, 30-28, 30-17)
Clarke	W	3-0	(30-19, 30-26, 31-29)
Hope Intl.	W	3-2	(33-31, 30-24, 21-30, 26-30, 15-10)
Saint Ambrose	W	3-2	(30-21, 28-30, 30-32, 30-20, 15-7)
Quincy	W	3-0	(30-22, 30-27, 30-23)
Missouri Valley	W	3-0	(30-21, 30-21, 30-28)
Park	W	3-1	(30-27, 30-26, 27-30, 30-21)
Graceland	W	3-1	(30-23, 30-22, 28-30, 30-24)
Hope Intl.	W	3-1	(23-30, 30-23, 30-28, 30-22)

Calumet	W	3-0	(30-14, 30-21, 30-25)
Moody Bible	W	3-0	(30-21, 30-18, 30-19)
Park	L	1-3	(25-30, 30-21, 26-30, 28-30)
Newman	W	3-0	(34-32, 30-23, 30-15)
Graceland	W	3-0	(30-26, 30-28, 30-23)
Missouri Valley	W	3-0	(30-25, 30-22, 30-19)
Missouri Bap.	W	3-1	(30-20, 28-30, 30-23, 30-21)
Moody Bible	W	3-0	(30-18, 30-10, 30-14)
Park	L	3-0	(25-30, 26-30, 28-30)
Cardinal Stritch	W	3-0	(30-25, 30-17, 30-23)
Calumet	W	3-0	(30-12, 30-27, 30-27)
Peru State	W	3-0	(30-23, 30-13, 30-22)
Missouri Valley	W	3-0	(30-24, 30-26, 30-24)

MAMVIC Conference Tournament			
Cardinal Stritch	L	2-3	(30-20, 28-30, 31-33, 30-22, 14-16)
NAIA National Invitational Tournament			
Calif. Baptist	L	0-3	(27-30, 17-30, 24-30)
Saint Ambrose	W	3-0	(30-26, 30-25, 30-23)
Park	L	1-3	(22-30, 30-25, 30-32, 28-30)

2008 (25-10)			
Moody Bible	W	3-0	(30-14, 30-11, 30-18)
Warner	W	3-0	(30-22, 30-19, 30-18)
Hope Int'l	W	3-1	(30-22, 29-31, 30-25, 30-27)
St. Ambrose	W	3-0	(30-28, 30-21, 32-30)
Holy Names	W	3-0	(30-17, 30-28, 30-24)
Park	L	1-3	(24-30, 28-30, 31-29, 22-30)
Clarke	W	3-0	(30-24, 30-22, 30-26)
Missouri Valley	W	3-1	(30-21, 30-23, 31-33, 30-22)
Quincy	W	3-2	(30-28, 27-30, 29-31, 30-23, 15-11)
Hope Intl.	W	3-2	(30-22, 30-32, 30-19, 26-30, 15-11)
Calif. Baptist	L	1-3	(30-25, 26-30, 16-30, 27-30)
Holy Names	W	3-0	(30-22, 30-24, 30-28)
Calif. Baptist	L	0-3	(28-30, 21-30, 27-30)
Missouri Bap.	W	3-0	(30-26, 30-22, 30-23)
Clarke	W	3-0	(34-32, 31-29, 30-25)
Cardinal Stritch	L	2-3	(25-30, 22-30, 30-19, 30-23, 14-16)
Quincy	W	3-0	(30-15, 30-26, 30-22)
Saint Ambrose	L	1-3	(28-30, 20-30, 30-21, 28-30)
Carthage	W	3-0	(30-25, 30-24, 30-26)
Cardinal Stritch	L	1-3	(29-31, 29-31, 30-24, 27-30)
Missouri Valley	W	3-0	(30-20, 30-22, 30-16)
Graceland	W	3-0	(30-23, 30-19, 30-27)
Park	L	1-3	(27-30, 30-26, 28-30, 27-30)
MISOE	W	3-1	(30-17, 30-25, 29-31, 30-21)
Quincy	W	3-0	(30-17, 30-27, 30-24)
Johnson&Wales	W	3-2	(27-30, 30-26, 30-28, 29-31, 15-13)
Johnson&Wales	W	3-1	(31-33, 30-20, 30-27, 30-27)
Missouri Bap.	W	3-1	(30-27, 31-33, 30-21, 30-25)
Graceland	W	3-0	(30-22, 30-19, 30-18)
Saint Ambrose	W	3-2	(27-30, 23-30, 30-27, 30-28, 15-13)
Clarke	W	3-0	(30-27, 30-18, 30-26)

MAMVIC Conference Tournament			
Johnson&Wales	W	3-0	(30-23, 30-23, 30-19)
Park	L	0-3	(25-30, 24-30, 32-34)
NAIA National Invitational Tournament			
Calif. Baptist	L	1-3	(33-35, 31-29, 29-31, 26-30)
Saint Ambrose	L	2-3	(30-23, 25-30, 30-24, 33-35, 17-19)

2009 (37-3)			
Lewis	L	2-3	(20-30, 30-24, 24-30, 30-23, 7-15)
Carthage	W	3-2	(28-30, 27-30, 30-23, 30-21, 15-12)
Hannibal	W	3-0	(30-18, 30-18, 30-19)
Missouri Valley	W	3-0	(30-23, 30-28, 30-17)
Clarke	W	3-0	(30-19, 30-26, 31-29)
Hope Intl.	W	3-2	(33-31, 30-24, 21-30, 26-30, 15-10)
Saint Ambrose	W	3-2	(30-21, 28-30, 30-32, 30-20, 15-7)
Quincy	W	3-0	(30-22, 30-27, 30-23)
Missouri Valley	W	3-0	(30-21, 30-21, 30-28)
Park	W	3-1	(30-27, 30-26, 27-30, 30-21)
Graceland	W	3-1	(30-23, 30-22, 28-30, 30-24)
Hope Intl.	W	3-1	(23-30, 30-23, 30-28, 30-22)

MAMVIC Conference Tournament			
Johnson&Wales	W	3-0	(30-23, 30-23, 30-19)
Park	L	0-3	(25-30, 24-30, 32-34)
NAIA National Invitational Tournament			
Calif. Baptist	L	1-3	(33-35, 31-29, 29-31, 26-30)
Saint Ambrose	L	2-3	(30-23, 25-30, 30-24, 33-35, 17-19)

2009 (37-3)			
Lewis	L	2-3	(20-30, 30-24, 24-30, 30-23, 7-15)
Carthage	W	3-2	(28-30, 27-30, 30-23, 30-21, 15-12)
Hannibal	W	3-0	(30-18, 30-18, 30-19)
Missouri Valley	W	3-0	(30-23, 30-28, 30-17)
Clarke	W	3-0	(30-19, 30-26, 31-29)
Hope Intl.	W	3-2	(33-31, 30-24, 21-30, 26-30, 15-10)
Saint Ambrose	W	3-2	(30-21, 28-30, 30-32, 30-20, 15-7)
Quincy	W	3-0	(30-22, 30-27, 30-23)
Missouri Valley	W	3-0	(30-21, 30-21, 30-28)
Park	W	3-1	(30-27, 30-26, 27-30, 30-21)
Graceland	W	3-1	(30-23, 30-22, 28-30, 30-24)
Hope Intl.	W	3-1	(23-30, 30-23, 30-28, 30-22)

Calif. Baptist	L	1-3	(30-24, 29-31, 22-30, 22-30)
Calif. Baptist	L	0-3	(28-30, 25-30, 15-30)
UC-Santa Cruz	W	3-1	(30-24, 29-31, 30-28, 31-29)
Missouri Bap.	W	3-0	(30-19, 30-23, 30-26)
Quincy	W	3-1	(31-29, 30-23, 23-30, 30-28)
Moody Bible	W	3-0	(30-13, 30-20, 30-9)
Warner South.	W	3-1	(30-23, 30-26, 25-30, 30-15)
King	W	3-0	(30-16, 30-28, 30-21)
Saint Ambrose	W	3-1	(30-27, 30-14, 28-30, 30-16)
Johnson&Wales	W	3-0	(30-18, 30-25, 30-24)
Johnson&Wales	W	3-1	



ALL-TIME SCORES

2010 (22-12)

Park	W	2-3	(28-30, 26-30, 30-27, 30-23, 8-15)
Quincy	L	2-3	(23-30, 30-24, 29-31, 30-28, 11-15)
Missouri Valley	W	3-0	(30-20, 30-24, 30-16)
Holy Names	W	3-0	(30-17, 30-21, 30-23)
Calif. Baptist	L	0-3	(28-30, 23-30, 26-30)
Saint Ambrose	W	3-0	(30-25, 36-34, 30-26)
Hope Intl.	L	1-3	(23-30, 30-23, 26-30, 26-30)
MSOE	W	3-0	(30-18, 30-24, 30-18)
Cardinal Stritch	L	1-3	(26-30, 30-32, 30-27, 21-30)
Hannibal	W	3-0	(30-18, 30-18, 30-26)
Graceland	W	3-2	(30-21, 30-26, 28-30, 26-30, 15-4)
Park	L	1-3	(27-30, 29-31, 30-28, 27-30)
Missouri Bap.	W	3-1	(34-32, 20-30, 30-26, 30-20)
Saint Xavier	W	3-0	(30-22, 30-11, 30-24)
Cardinal Stritch	W	3-1	(30-26, 30-23, 26-30, 30-17)
MSOE	W	3-2	(30-26, 24-30, 30-19, 28-30, 15-7)
Quincy	W	3-0	(30-22, 30-22, 30-23)
Grand Canyon	W	3-0	(30-27, 32-30, 30-26)
Saint Xavier	W	3-0	(30-17, 30-19, 30-25)
Saint Ambrose	L	1-3	(23-30, 26-30, 30-24, 29-31)
Warner South.	W	3-0	(30-23, 30-23, 34-32)
Missouri Bap.	L	2-3	(30-32, 30-20, 30-21, 28-30, 11-15)
Graceland	W	3-0	(30-19, 30-23, 30-26)
Hannibal	W	3-1	(30-13, 28-30, 30-21, 30-20)
Johnson&Wales	L	1-3	(33-35, 29-31, 30-21, 31-33)
Johnson&Wales	L	1-3	(28-30, 30-32, 30-18, 21-30)
Missouri Valley	W	3-1	(30-24, 31-29, 23-30, 30-27)
Clarke	L	2-3	(26-30, 30-23, 20-30, 32-30, 13-15)
Missouri Bap.	L	0-3	(26-30, 22-30, 18-30)
Hannibal	W	3-0	(30-22, 30-28, 30-22)
Graceland	W	3-0	(30-22, 30-25, 30-19)

MAMVIC Conference Tournament

Missouri Valley	W	3-0	(30-24, 32-30, 30-23)
Park	W	3-2	(30-27, 30-22, 32-34, 19-30, 16-14)
Missouri Bap.	L	0-3	(19-30, 26-30, 34-36)

2011 (24-10)

Ball State	L	0-3	(25-23, 27-25, 25-22)
Quincy	W	3-1	(29-27, 15-25, 25-23, 25-17)
Lewis	L	0-3	(19-25, 17-25, 19-25)
Loyola-Chicago	L	1-3	(25-23, 21-25, 13-25, 21-25)
Missouri Valley	W	3-1	(25-13, 25-15, 20-25, 25-18)
Park	L	2-3	(25-19, 28-30, 24-26, 25-22, 9-15)
Graceland	L	1-3	(24-26, 25-19, 22-25, 24-26)
St. Xavier	W	3-0	(25-15, 25-12, 25-16)
Hope Int'l	W	3-0	(26-24, 25-16, 25-18)
Clarke	W	3-0	(25-19, 25-20, 37-35)
St. Ambrose	W	3-2	(25-14, 25-18, 23-25, 17-25, 15-9)
Hannibal L-G	W	3-0	(25-21, 25-15, 25-15)
Siena Heights	W	3-0	(25-12, 25-16, 25-13)
Cardinal Stritch	W	3-0	(25-18, 25-16, 25-13)
Missouri Baptist	W	3-1	(25-19, 20-25, 25-17, 25-18)
Graceland	W	3-2	(19-25, 25-17, 25-21, 23-25, 15-9)
Grand Canyon	W	3-1	(25-19, 18-25, 25-22, 25-18)
Cal. Baptist	L	2-3	(23-25, 25-23, 25-23, 19-25, 10-15)
Cal. Baptist	L	2-3	(21-25, 25-23, 25-11, 26-28, 12-15)
Hope Int'l	W	3-1	(25-14, 25-19, 23-25, 25-16)
Missouri Baptist	W	3-1	(25-21, 33-31, 24-26, 25-16)
Johnson & Wales	W	3-0	(25-19, 25-18, 26-24)
Johnson & Wales	W	3-0	(25-19, 25-18, 25-20)
Park	W	3-1	(25-15, 24-26, 25-22, 25-20)
Missouri Valley	W	3-1	(25-16, 26-16, 25-22)
Clarke	L	1-3	(22-25, 31-33, 25-20, 19-25)
Missouri Valley	W	3-0	(27-25, 25-10, 25-23)
Hannibal L-G	W	3-0	(25-13, 25-20, 33-31)
Quincy	W	3-2	(19-25, 25-19, 25-20, 20-25, 15-11)

MAMVIC Conference Tournament

Graceland	W	3-1	(25-21, 29-27, 21-25, 25-17)
Park	W	3-1	(25-21, 23-25, 25-20, 25-19)

NAIA National Invitational Championship

Warner	L	3-2	(25-16, 24-26, 25-21, 21-25, 16-14)
Park	W	3-0	(25-15, 27-25, 25-21)
St. Ambrose	L	3-2	(25-22, 23-25, 25-19, 19-25, 15-13)

2012 (19-13)

Limestone	W	3-1	(25-21, 21-25, 25-21, 25-22)
Lees-McRae	W	3-2	(25-23, 25-21, 20-25, 26-28, 15-11)
Missouri Bap.	W	3-0	(25-22, 25-16, 25-15)
Quincy	L	2-3	(23-25, 22-25, 25-18, 25-18, 12-15)
Park	L	2-3	(28-30, 19-25, 25-23, 25-22, 13-15)
Rust	W	3-0	(25-13, 25-22, 25-12)
Graceland	W	3-2	(14-25, 25-22, 21-25, 25-19, 15-11)
Grand View	L	1-3	(21-25, 25-22, 18-25, 15-25)
Park	W	3-1	(20-25, 25-22, 25-20, 25-21)
Ball State	L	1-3	(22-25, 20-25, 25-23, 13-25)
MSOE	W	3-0	(25-22, 25-23, 25-15)
Carthage	L	0-3	(19-25, 18-25, 21-25)
Fontbonne	W	3-0	(25-13, 25-11, 25-16)
Missouri Bap.	W	3-2	(22-25, 25-22, 25-23, 23-25, 16-14)
Lewis	L	0-3	(21-25, 19-25, 17-25)
California Bap.	L	1-3	(17-25, 25-22, 21-25, 21-25)
King	W	3-0	(25-17, 25-22, 25-14)
Limestone	W	3-1	(21-25, 25-22, 25-16, 25-19)
Pfeiffer	W	3-0	(25-11, 25-18, 25-16)
Hannibal	W	3-0	(25-18, 28-26, 25-17)
Carthage	L	0-3	(24-26, 22-25, 11-25)
Fontbonne	W	3-0	(25-19, 25-19, 25-17)
St. Xavier	W	3-1	(23-25, 25-22, 25-18, 25-14)
Lewis	L	0-3	(19-25, 20-25, 16-25)
Hope Intl.	L	0-3	(27-29, 25-27, 25-27)
California Bap.	L	1-3	(33-35, 25-18, 22-25, 19-25)
California Bap.	W	3-0	(30-28, 25-20, 25-21)
Grand Canyon	L	0-3	(22-25, 22-25, 15-25)
Grand Canyon	W	3-1	(25-23, 18-25, 26-24, 25-19)
Loyola	L	0-3	(15-25, 20-25, 11-25)
Ball State	W	3-0	(25-19, 25-22, 25-22)
Quincy	W	3-0	(29-27, 25-14, 25-21)

MEDIA INFORMATION

COACHING STAFF

2013 ROSTER

2013 OPPONENTS

2012 STATISTICS/RECORDS

ATHLETIC DEPARTMENT

FACILITIES

LINDENWOOD

ST. LOUIS AREA



ALL-TIME HEAD-TO-HEAD RECORDS

MIVA Opponents

Ball State (Ind.)	1-4
Grand Canyon (Ariz.)	3-1
IPFW (Ind.)	0-0
Lewis (Ill.)	1-5
Loyola (Ill.)	0-8
Ohio State	0-0
Quincy (Ill.)	14-6

Opponents By State

California

California Baptist	7-23
Holy Names	6-0
Hope International	12-2
UC-Santa Cruz	2-0

Colorado

Johnson and Wales	12-2
-------------------	------

Florida

Warner Southern	7-1
-----------------	-----

Illinois

Dominican	1-0
Kendall	4-0
Moody Bible	10-0
St. Xavier	4-0
Trinity Christian	7-0
Trinity International	7-0

Indiana

Calumet	8-0
Tri-State	6-1

Iowa

Clarke	7-2
Graceland	28-1
Grandview	0-1
Marycrest International	7-2
St. Ambrose	19-4

Kansas

Newman	16-2
--------	------

Michigan

Siena Heights	1-0
---------------	-----

Mississippi

Rust	1-0
------	-----

Missouri

Columbia	0-4
Fontbonne	2-0
Hannibal-LaGrange	9-0
Missouri Baptist	32-7
Missouri Valley	21-3
Park	20-19
William Woods	11-3

Nebraska

Peru State	9-0
------------	-----

New Jersey

Stevens IT'	1-0
-------------	-----

North Carolina

Lees McRae	1-0
Pfeiffer	1-0

Ohio

Findlay	2-1
Ohio Northern	1-0

Rhode Island

Providence	1-0
------------	-----

South Carolina

Limestone	2-0
-----------	-----

Tennessee

King	2-0
------	-----

Texas

Dallas Baptist	3-0
----------------	-----

Wisconsin

Cardinal Stritch	21-4
Carthage	5-2
MSOE	8-0



Photo by Blake Bunton



LINDENWOOD UNIVERSITY



ATHLETIC DEPARTMENT



ABOUT LINDENWOOD ATHLETICS

The Lindenwood University athletics department has grown significantly over the past two decades, going from just a few sports to having one of the largest and most successful athletic departments in the nation. Lindenwood will sponsor 48 varsity athletics teams in 2011-12 and add a 49th in 2012-13. Over the last 10 years, Lindenwood has won 43 varsity national championships.

Twenty-seven of Lindenwood's sports programs are currently transitioning to the National Collegiate Athletic Association (NCAA). Twenty-four of those teams will compete for NCAA Division II National Championships, while the other three will compete for NCAA National Collegiate Championships, which are mostly made up of NCAA Division I programs.

In 2012-13, the majority of Lindenwood's NCAA programs will compete in the Mid-America Intercollegiate Athletics Association (MIAA). The MIAA is one of the top NCAA Division II conferences, and it sponsors championships in baseball, men's and women's basketball, men's and women's cross country, football, men's and women's golf, women's soccer, softball, men's and women's tennis, men's and women's indoor track and field, men's and women's outdoor track and field, and women's volleyball.

The MIAA was founded 1912 and in 2012-13 will include the following schools: Central Missouri, Central Oklahoma, Emporia State, Fort Hays State, Lincoln, Lindenwood, Missouri Southern, Missouri Western, Nebraska-Kearney, Northeastern State, Northwest Missouri State, Pittsburg State, Southwest Baptist, Truman, and Washburn.

Lindenwood also offers a variety of sports outside of the

NCAA, most of which are among the top programs in their respective national and conference organizations.

Athletics Philosophy

Lindenwood University is committed to the development of the whole person within a value system that acknowledges our Christian heritage and focuses on a four-dimensional personal growth: mental, social, physical, and spiritual.

The actions of the student-athlete affect both himself/herself and others. In choosing to be a part of the Lindenwood learning community, the student-athlete agrees to be responsible and to choose his/her actions in such a way that they reflect favorably on the student-athlete and the Lindenwood community.

Mission Statement

It is the mission of intercollegiate sports at Lindenwood University to advance learning, enliven campus life, develop leadership skills, and foster the personal growth of the student athlete through offering a high quality athletics program. Athletics Department personnel strive to provide model programs that develop meaningful standards of scholarship, athletic performance, leadership, community service, and sportsmanship conduct. Through sports, Lindenwood seeks to contribute to a sense of collegiate identity and positive perception in the community. The Athletics Department shall strive for excellence in the competitive environment in accord with the philosophy, rules, and regulations of the NAIA and other sports governing bodies in which Lindenwood has membership.



2012
STATISTICS/
RECORDS

2013
OPPONENTS

2013
ROSTER

COACHING
STAFF


MEDIA
INFORMATION

ATHLETIC
DEPARTMENT

FACILITIES

LINDENWOOD

ST. LOUIS
AREA



ATHLETICS DIRECTOR - JOHN CREER



John Creer is entering his 22nd year at Lindenwood and his 12th year as the Athletics Director. Before becoming the athletic director at Lindenwood, Creer served as the Dean of Students from 1991 until 1999.

Creer is currently leading Lindenwood's move to the NCAA Division II level. He has helped the program enter the candidacy stage in the NCAA process. Creer oversees 27 sports that are seeking membership in the NCAA.

Prior to Lindenwood's move to the NCAA, Creer oversaw an athletic department that included 21 NAIA sports programs and 25 other varsity programs that competed in other national organizations. While he was athletics director, those programs captured 40 national championships and 134 conference championships. In the NAIA, the athletics department finished in the top five in the Learfield Sports Directors' Cup in every season but one since he became Athletics Director. In 2001-02 and 2002-03, Lindenwood won the Directors' Cup for being the top overall athletics department in the NAIA.

During Creer's tenure, the Athletics Department has grown in the number athletic programs and in the quality of facilities. Creer has been part of the construction of the Lou Brock Sports Complex and the Lindenwood Track, the purchase of Lindenwood Ice Arena, and the major renovations of Harlen C. Hunter Stadium.

Before moving into the administrative side of athletics, Creer was one of the most successful track and field coaches in the country. Creer began his head coaching career in 1970 at Winter Haven High School (Fla.), where he coached the cross country teams and assisted with the track and field teams. In 1973, Creer accepted a teaching position at Kathleen High School in Lakeland, Fla., and was head coach for the cross country and track and field teams.

In 1975, he moved onto the collegiate level when he became the head cross country coach and assistant head coach of the track and field team at Troy State University. After the 1977 season, Creer moved onto the Division I level at the University of Florida. At Florida he was the associate head coach of the track and field team from 1977-1978 and in 1978-79 became the interim head coach of the Gators.

Next up for Creer was the international level. In 1979, he was the assistant national coach for the Kingdom of Saudi Arabia's Olympic track and field team. In 1983, he would become a head coach at Wayland Baptist University. After a five-year stint at Wayland, Creer was hired to

be the head cross country and track and field coach at Missouri Baptist. In 1991, Creer would move to Lindenwood, but it wasn't until 1996 that he became the head coach of the cross country and track and field teams.

During Creer's coaching career he coached three national championship teams in women's track and field, seven men's track and field team championships, two world champions in track and field, three Olympic silver medalists, one Olympic bronze medalist, 15 Olympic games participants, 125 individual national champion, and 512 All-Americans.


Not only has Creer coached national championship teams and national champions, he has been awarded many individual accolades. He has been the NAIA National Coach of the Year eight times, the NCCAA National Coach of the Year, the West Texas Hall of Fame Coach of the year three times, and the NAIA region and conference coach of the year numerous times.

To go along with all of the coach-of-the-year awards Creer has been inducted into four Halls of Fame. He was inducted into the NAIA Hall of Fame in 2001, the Missouri Baptist Hall of Fame in 2006, the Lindenwood University Hall of Fame in 2007, and in 2009 he was inducted into the Wayland Baptist Hall of Fame.

Along with his numerous duties at Lindenwood, Creer is the chair of the Lindenwood Athletics Hall of Fame committee and is on the Board of Directors for the St. Charles YMCA.

Creer received his bachelor's degree in English from Western Michigan University in 1970 and earned his master's degree from Troy State in educational administration and supervision in 1976.

Creer and his wife Liz have three daughters (Kimberly, Jennifer, Ashley), and three grandsons, and one granddaughter.



MEDIA
INFORMATION

COACHING
STAFF

2013 ROSTER

2013
OPPONENTS

2012
STATISTICS/
RECORDS

ATHLETIC
DEPARTMENT

FACILITIES

LINDENWOOD

ST. LOUIS
AREA




ATHLETICS DEPARTMENT STAFF



Chanda Jackson
Associate Athletics
Director Internal
Affairs/SWA



Scott Queen
Associate Athletics
Director-
External Affairs



Christine Rebori
Assistant Athletics Director
Compliance



Carl Hutter
Assistant Athletics Director
Facilities



Derek Schaub
Assistant Athletic
Director for
Stick Sports



David Arns
Faculty Athletics
Representative



Jane Baum
Athletics
Development
Director



Randy Biggerstaff
Director of Athletic
Training



Jack Cribbin
Athletics Marketing
Director



Anna Girdwood
Assistant Director
of Compliance



Rick Gorzynski
Director of Academic
Services



Lisa Hundelt
Administrative
Assistant



Mike Morgan
Assistant Sports
Information Director



Daniel Newton
Sports Information
Director



Tom Waggner
Director of Event
Operations/Promotions

2012
STATISTICS/
RECORDS

2013
ROSTER

2013
OPPONENTS

2012
STATISTICS/
RECORDS

2013
ROSTER

2013
OPPONENTS

2012
STATISTICS/
RECORDS

2013
ROSTER

2013
OPPONENTS

2012
STATISTICS/
RECORDS



NCAA SPORTS HEAD COACHES



Annie Alameda
Director of Gymnastics



Doug Bletcher
Baseball



Randy Cole
Cross Country



Jack Cribbin
Women's Lacrosse



Tony Francis
Women's Basketball



Carl Hutter
Men's Soccer



Sarah Johnson
Field Hockey



Laurie Kaminski
Women's Soccer



Don Loberg
Softball



Jason Owen
Swimming and Diving



Scott Roberts
Track and Field



Patrick Ross
Football



Derek Schaub
Men's Lacrosse and
Men's Golf



Brad Soderberg
Men's Basketball



Chad Smith
Wrestling



Bill Vahle
Men's and Women's
Tennis



Abby Weber
Women's Golf



Ron Young
Men's and Women's
Volleyball

MEDIA
INFORMATION

COACHING
STAFF

2013 ROSTER

2013
OPPONENTS

2012
STATISTICS/
RECORDS

ATHLETIC
DEPARTMENT

FACILITIES

LINDENWOOD

ST. LOUIS
AREA



LINDENWOOD ATHLETICS HISTORY

Athletics has been an important part of Lindenwood University throughout its 181-year history, from the school's beginnings as an all-girls school to the last 40 years as a coed institution. Over the last decade, Lindenwood athletics has reached their greatest heights as the Intercollegiate Athletics Department has been one of the most successful programs in the country at any level.

Early Years

There were not many Lindenwood publications in the 1800s, but the few that have been found refer to athletics at the school. An 1898 edition of the school newspaper, *Under The Lindens*, leads with a story about the importance of physical training at the school:

"Few ladies' schools, and especially in the West, can boast of better facilities for gymnastic training. Each student is required to take regular training in the gymnasium under the direction of a competent teacher, the value of which training need not be dwelt up."

In 1905, a permanent athletics association was organized for the first time at Lindenwood to oversee sports at the school. The first programs included tennis, bowling, fencing, basket-ball, and walking clubs, with the big event being the senior-junior basket-ball contest in which a prize of \$10 went to the winning team. It is believed that in the mid-1940s Lindenwood women's teams began playing intercollegiate athletics, with the major sports being field hockey and basketball. Equestrian also became one of the biggest athletic competitions around the Lindenwood campus during this time period.

Modern Athletics Department

The beginning of the current Lindenwood athletics department can be traced to the early 1970s, when the school began to open its doors to male students. Sports such as baseball, basketball, and soccer were added to the varsity roster and the school began its association with the National Association of Intercollegiate Athletics (NAIA).

The first major impact that the Lindenwood athletic department had on a national scale would not come until the 1980s when the women's soccer team became a yearly threat for the national title. The Lady Lions would never win a national championship, but they reached the national tournament 13 times and had two runner-up finishes and three third-place showings. Lindenwood women's soccer was a part of one of the greatest collegiate championship games of all-time when it and Simon Fraser played scoreless soccer for over 162 minutes before Simon Fraser scored in the fifth overtime.

1990s

The 1990s marked the beginning of a major expansion of the Lindenwood Athletics Department. By the turn of the century, the school would field a team for all 21 sports in which the NAIA offered a national championship. The biggest addition was a varsity football team in 1990. The program won its inaugural game by a 21-14 score over Dana College and went on to have a winning record its first year, foreshadowing what would become one of Lindenwood's top programs.

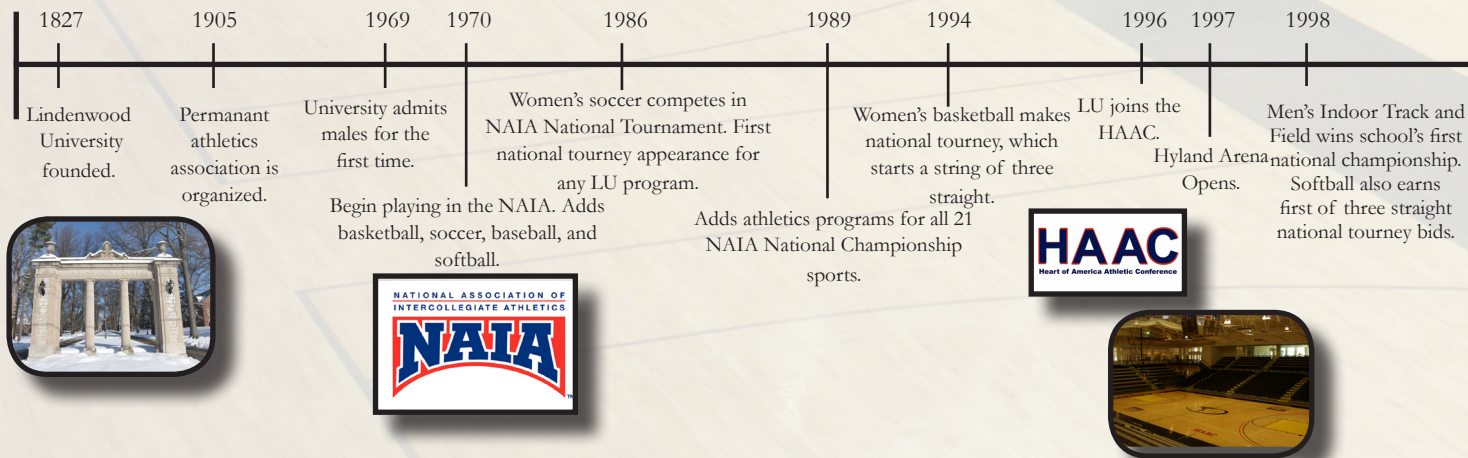
The highlight of the decade came in 1998 when the indoor track and field team won the NAIA National Championship, the first ever title for the Lindenwood athletics program. The Lions led by just two points heading into the final event of the competition, but the school's 4x400 relay team finished second to seal the championship. Current Athletics Director John Creer was the head coach of that program, and Sharif Karie was named the meet's outstanding performer.

Aside from the men's track and field national championship, it was the women who provided the top highlights for Lindenwood throughout the 1990s. The women's basketball team advanced to three national tournaments and won five conference championships and five conference tournaments during the decade. As mentioned earlier, women's soccer was a threat nearly every year to have a high finish at the national tournament. Softball became a regular winner late in the decade, going to three national tournaments from 1998-2000.

Heart of America Athletic Conference (HAAC)

Lindenwood briefly belonged to the American Midwest Conference for three years in the 1990s before joining the Heart of America Athletic Conference (HAAC) in 1996. The school's affiliation with the HAAC, an 11-team league with schools in Missouri, Kansas, and Iowa, would be its longest with a conference in its history.

Almost from the very beginning, Lindenwood raised the reputation of the HAAC on the national level. The athletics program wasted little time in becoming the most prominent member of the conference, finishing second in the conference's all-sports trophy standings in 1996-97 and then winning the HAAC all-sports award every year since.



2012 STATISTICS/RECORDS
 2013 OPPONENTS
 2013 ROSTER
 COACHING STAFF
 MEDIA INFORMATION
 ATHLETIC DEPARTMENT
 FACILITIES
 LINDENWOOD
 ST. LOUIS AREA



Lindenwood won nearly 46 percent of the total conference championships during its time in the HAAC. Its 128 HAAC titles are 93 more than the next closest school has won in that span. In fact, in just 15 years, Lindenwood won more HAAC titles than any other school in conference history, despite the fact that many of the HAAC schools have been in the league since it was started in 1971. Runner-up to Lindenwood is William Jewell, which has won 108 titles in 40 years. No other HAAC school has won more than 87 conference titles.

On a national scale, Lindenwood has won 10 NAIA National Championships since joining the HAAC, including five in sports that are sponsored by the conference. The other 10 HAAC programs have combined to win three national championships during the league's history.

2000s

The last 10 years of Lindenwood athletics has been marked by two main themes – continued expansion and success. The two themes merged in 2008 for the biggest accomplishment of the program's history when two athletes with Lindenwood ties competed in the Olympic Games.

NAIA Success

The last decade has seen Lindenwood's NAIA programs make the leap from being good to being elite.

Lindenwood won 10 NAIA national championships, with nine of them coming since the 2002-03 school year. Half of these have come from the Lions wrestling team, which has won five titles starting with the 2002 national championship. Besides its 1998 title, men's track and field has also won two other indoor national championships and one outdoor title. The final national championship came from the 2004 men's soccer team.

In the annual NACDA Directors' Cup standings, Lindenwood has finished seventh or better for 13 straight years, and only once in that span has the school finished outside the top five. It has four runner-up finishes, and twice Lindenwood has won the Directors' Cup. In 2001-02, Lindenwood won the Directors' Cup for the first time. That year, the school had seven top-ten national finishes as it edged the second-place school by 23.5 points. In 2002-03, Lindenwood repeated in another close contest that saw the school win by 28.5 points. That year, the school again had seven athletic programs with top-ten finishes at their national events.

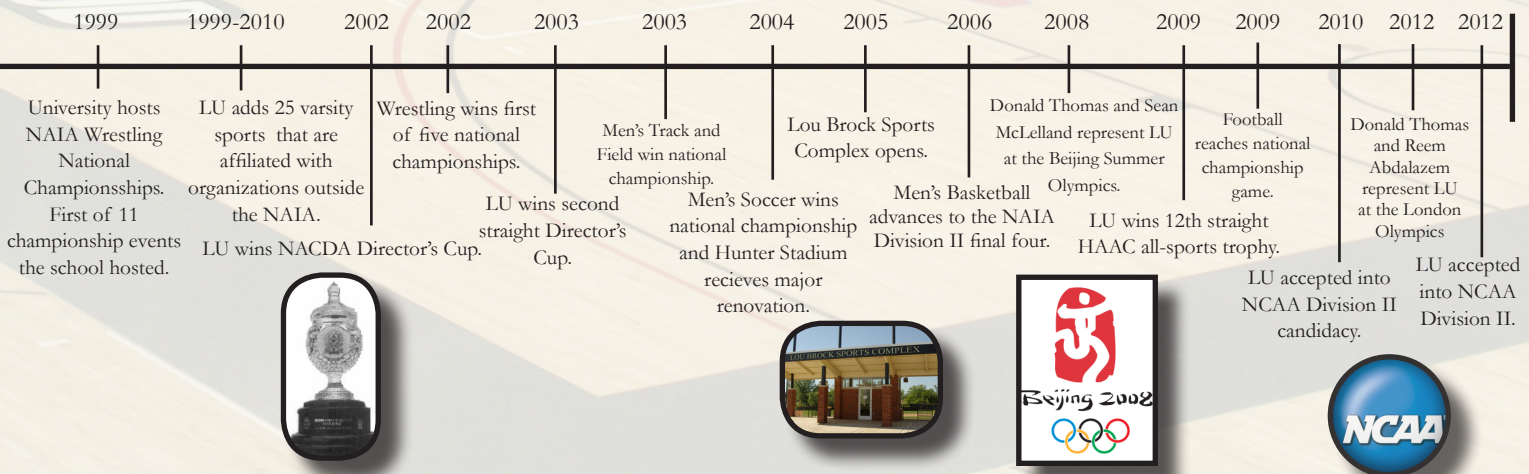
Lindenwood has also had several exciting runs at national championship events throughout the years. The Lions football team began building a powerhouse with the hiring of Patrick Ross in 2004. The program reached its greatest heights in December 2009 when it played in the NAIA national championship game, losing by just three points to future NCAA Division II school Sioux Falls. Men's basketball reached the NAIA Division II semifinals in 2006 and advanced to the second round of the NAIA Division I National Tournament in 2011. On the women's side, volleyball head coach Ron Young has taken his team to three NAIA national championship events in the last four years, including a quarterfinal showing in 2007. Women's track and field has been coming closer to a national title in recent years, including a third-place finish at the 2009 outdoor championships.

2008 Beijing Olympics

During the opening ceremonies of the 2008 Beijing Summer Olympics, two Lions were among the athletes who marched into the stadium. Lindenwood University was even mentioned by Bob Costas on the national telecast that was seen by over 34 million people, making the school just one of two United States colleges mentioned during the parade of athletes.

The athlete that Costas talked about was Donald Thomas, who has one of the most unique stories in track and field history. Thomas was a junior varsity basketball player at Lindenwood who tried the high jump one evening in order to win a dare. Less than two months after winning that dare, he finished second at the national championships in the indoor high jump and helped Lindenwood win a team national title. After graduating from Lindenwood in 2006, he used his final year of eligibility to become a NCAA Division I national champion at Auburn University. He then burst onto the national scene by winning the 2007 World Championships. At the Olympics, Thomas, who was representing the country of the Bahamas, finished 21st after clearing 2.20m.

A Lindenwood athlete at the time, Sean McLelland was also a participant at that year's Olympics, representing the United States in the International Skeet Shooting competition. McLelland had his best international performance at the event, tying for sixth after hitting 118-of-125 targets. That showing advanced him to a shoot-off to determine who would advance to finals, and he fell short in that round. Despite being one target short of making the finals, he still finished ahead of 13 shooters above him in the world rankings, including five in the top ten.



HYLAND HOME OF THE LIN



The Hyland Arena was built in 1997 and is home to many Lindenwood athletic programs along with athletic department offices. Both men's and women's basketball, volleyball, wrestling, and women's gymnastics programs compete at the arena along with table tennis, dance, and cheerleading.

The facility was named after Robert Hyland, who was the chairman of the Lindenwood board for many years and was also the CBS Regional Vice President and General Manager of radio station KMOX in St. Louis, Missouri for four decades. Hyland introduced the first talk radio format and the first listener call-in programs at KMOX in 1960.

Hyland Arena has hosted numerous special events. In 2010, the arena hosted a nationally televised (ESPNU) high school basketball game. The facility also hosts basketball state championship tournament games and many other events.




ARENA LINDENWOOD LIONS





FITNESS CENTER

The Fitness Center/ Field House on the Lindenwood Campus is where students and athletes can work out. To go along with racks of free weights and weightlifting equipment students and athletes can jog around a track and use one of the many cardio machines. The field house is home to many athletic teams' offices along with locker rooms for Harlen C. Hunter.



2012 STATISTICS/RECORDS
 ATHLETIC DEPARTMENT
 FACILITIES
 LINDENWOOD
 ST. LOUIS AREA

2013 OPPONENTS
 2013 ROSTER
 COACHING STAFF
 MEDIA INFORMATION



The HIT Center's specialized programs are designed to provide an opportunity for Lindenwood University athletes to utilize its unique services. These programs are open to all the University's athletic programs, and they will be conducted during the hours of 8 a.m.-12 p.m. Each program is limited to a specific number of athletes per session, and they are filled on a first-come, first-served basis.

Programs Include:

Eye-Metrix

- The Eye-Metrix program is designed to improve hand-body-eye coordination, peripheral vision, depth perception, visual recognition, object tracking, and speed of eye movements. The athlete's visual system accounts for 80-85 percent of the sensory information he/she receives. This program gives the athlete an opportunity to train this integral system.

Body Composition

- This program is designed to provide the necessary knowledge, information, and training to help the athlete reach his/her desired body composition. The program includes the following:
 - Complete energy expenditure profile
 - Full metabolic profile
 - Body composition analysis
 - Nutritional consultation (no specific meal plans provided)
 - Fitness training sessions
 - Follow-up evaluation

Overspeed

- This program utilizes the ELG treadmill, which has no resistance and extremely fast speeds. This creates more stimulus and enables the body to recruit more Type II (fast twitch) muscle fibers while focusing on proper running form and technique.

Arm and Bat Speed

- This program is designed specifically for baseball and softball athletes to improve bat and arm speed, strength, and rotational power.

Club Head Speed

- This program is designed specifically for golfers to improve club head speed, strength, rotational power, and balance.





LINDENWOOD FACILITIES



LINDENWOOD ICE ARENA
WOMEN'S ICE HOCKEY



LOU BROCK COMPLEX
BASEBALL FIELD



LOU BROCK COMPLEX
SOFTBALL FIELD



HUNTER STADIUM



ST. PETERS REC-PLEX
AQUATIC SPORTS



HYLAND ARENA
TENNIS COURTS

2012 STATISTICS/RECORDS
ATHLETIC DEPARTMENT
2013 OPPONENTS
2013 ROSTER
COACHING STAFF
MEDIA INFORMATION

FACILITIES

LINDENWOOD

ST. LOUIS AREA



ABOUT THE UNIVERSITY



PRESIDENT - DR. JAMES D. EVANS

James D. Evans, an accomplished scholar, teacher, author, academic administrator and a successful behavioral consultant, has been the president of Lindenwood University since the summer of 2006.



President Evans joined Lindenwood's faculty in 1974 as an assistant professor of psychology, and he advanced to the rank of professor of psychology in 1985. He was named dean of social sciences in 1994, dean of sciences in 1995, and dean of faculty in 1996. He was elevated to the post of provost in 2000.

Since becoming president, Evans has articulated a mission-based vision for Lindenwood – focus on students, strong academic programs, cutting edge technology, increased emphasis on student development and open and clear communication with the university's constituencies.

Under Evans' leadership, the administration has recruited some of the nation's top university teachers for Lindenwood's growing faculty. He played an integral role in establishing the University's first doctoral program, a doctor of education degree, and he is shepherding Lindenwood's pursuit of additional doctoral degrees. Under his leadership, specialized accreditations in the Social Work Department and the School of Business and Entrepreneurship have been obtained.

Evans is a catalyst for continuing physical plant improvements at Lindenwood. Under his leadership, the University has constructed additional residence halls, a new student center, and a major renovation and expansion of Harmon Hall. Three new extension campuses in Wildwood, Ofallon, Mo. and Downtown St. Louis, have been added during Evans' presidency. Evans is focusing on improving the campus landscaping and beautifying all of the Lindenwood University educational sites. Additionally, he has ensured that the school will be on the cutting edge of educational technology through wireless Internet connectivity at all of its major sites and campuses.

Evans received his Ph.D. in research psychology from Iowa State University in 1974; his M.S. in psychology from Iowa State University in 1969; and his B.S. in psychology from Geneva College in 1968. He is the author of two books and has been named to *Who's Who in the Midwest* and *Who's Who Among America's Teachers*. He is on the board of directors of the St. Charles Optimists Club, Partners for Progress, the RCGA, the United Way of Greater St. Louis, and the Economic Development Center of St. Charles.

He and his wife, Lois, a retired educator, live in St. Charles, Mo. They have a daughter, Laura L. Luebbert, who resides in Ferguson, Mo.



2012 STATISTICS/RECORDS
 ATHLETIC DEPARTMENT
 FACILITIES
 LINDENWOOD
 ST. LOUIS AREA
 2013 OPPONENTS
 2013 ROSTER
 COACHING STAFF
 MEDIA INFORMATION



Founded in 1827, Lindenwood is a dynamic four-year liberal arts institution dedicated to excellence in higher education. Nestled amid the beautiful linden trees, our historic 500-acre campus is situated in the heart of St. Charles, Mo., a growing community of 62,000 just west of St. Louis.

We offer more than 120 undergraduate and graduate degree programs to approximately 15,000 students through values-centered programs that lead to development of the whole person. Our faculty, staff and administration are committed to an integrative liberal arts curriculum that focuses on the talents, interests and future of our students. Lindenwood is accredited by the Higher Learning Commission of the North Central Association of Colleges and Schools.

Lindenwood University is known nationally and internationally for innovation, entrepreneurship and extraordinary dedication to students. We believe that education is the way to personal freedom and responsibility, which are the keystones of any democracy. We have a liberal arts heritage that goes back more than 183 years. In that time, we have learned how to educate in a way that helps each student become an enlightened, principled citizen of a global community.

Mission Statement

Lindenwood University offers values-centered programs leading to the development of the whole person—an educated, responsible citizen of a global community.

Lindenwood is committed to...

- providing an integrative liberal arts curriculum,
- offering professional and pre-professional degree programs,
- focusing on the talents, interests, and future of the student,
- supporting academic freedom and the unrestricted search for truth,
- affording cultural enrichment to the surrounding community,
 - promoting ethical lifestyles,
 - developing adaptive thinking and problem-solving skills,
 - furthering lifelong learning.

Lindenwood is an independent, public-serving, liberal arts university that has a historical relationship with the Presbyterian Church and is firmly rooted in Judeo-Christian values. These values include belief in an ordered, purposeful universe, the dignity of work, the worth and integrity of the individual, the obligations and privileges of citizenship, and the primacy of the truth.





STUDENT LIFE AT LINDENWOOD

Lindenwood University believes in the importance of co-curricular involvement in activities as a valuable supplement to classroom learning in the total educational process. The Office of Student Life & Leadership serves as a coordination center on campus and works with student organizations in facilitating their activities and projects. Various student organized programs and events are scheduled throughout the year. Included are the programs, meetings and other events of the Lindenwood Student Government Association, Greek organizations and other student organizations.

Student organizations are an important part of university life, providing opportunities for students to design and implement programs, events and activities that extend and amplify the goals of Lindenwood's mission. Students may complement their

academic experiences by becoming involved with approximately 71 student clubs and organizations which, along with the Student Life and Leadership Office, are the major scheduling source for lectures, movies, dances, entertainers, and a wide variety of other events planned to satisfy the diverse needs and interests of the Lindenwood University community. It is necessary for each organization to register at the Student Activities Office each year and provide the name of a faculty or staff advisor, a current constitution, and a current list of officers and members.

Lindenwood also offers students opportunities to play intramurals. The role of the Lindenwood Intramural Activity program is to involve the student body, faculty, and staff; raise overall University morale; and increase satisfaction with campus life. The goal of the Intramural program is to develop individuals physically, mentally, and socially, as well as develop positive time management habits.

Some of our activities include the first-year housing wars, table tennis,

flag football, Lion Pride Olympics, basketball 3-point shoot-out, 3-on-3 and 5-on-5 basketball tournaments, faculty/staff vs. student softball, powderpuff football, dodgeball, judo, women's self defense, kickboxing and zumba classes, volleyball, hip hop/break dance classes, washers, kickball, and wiffle ball.



2012 STATISTICS/RECORDS
2013 ROSTER
2013 OPPONENTS
COACHING STAFF
MEDIA INFORMATION
ATHLETIC DEPARTMENT
FACILITIES
LINDENWOOD
ST. LOUIS AREA



SCENES FROM AROUND LINDENWOOD



MEDIA
INFORMATION

COACHING
STAFF

2013 ROSTER

2013
OPPONENTS

2012
STATISTICS/
RECORDS

ATHLETIC
DEPARTMENT

FACILITIES

LINDENWOOD

ST. LOUIS
AREA

ST. LOUIS



St. Louis is located 20 miles east of St. Charles and is an independent city and the second-largest city in the state of Missouri. The city had a 2010 population of 319,294 and is the principal municipality of Greater St. Louis, population 2,845,298, the largest urban area in Missouri, the 4th-largest urban area in the Midwest, and 15th-largest in the United States.

St. Louis was found in 1763 by French explorers Pierre Laclède de Liguist and Auguste Chouteau. Rapids on the Mississippi River made St. Louis the northernmost navigable port for many large boats, and by the 1850s, St. Louis had become the largest US city west of Pittsburgh, and the second-largest port in the country, with a commercial tonnage exceeded only by New York City. With its French past and numerous Catholic immigrants in the 19th and 20th centuries, St. Louis is one of the largest centers of Roman Catholicism in the United States. Rapid immigration from Europe along with migration from the South pushed city's population to 856,796 in 1950. However, since 1950, the population of St. Louis has fallen to 319,294 as residents moved to surrounding suburbs.

St. Louis is situated near the confluence of the Missouri and the Mississippi Rivers, is the heart of Greater St. Louis, a metropolitan area of nearly 3 million people in Missouri and Illinois, the Illinois portion of which is commonly referred to as the Metro-East. It is home to some of the country's largest public and privately held corporations, including AT&T, Express Scripts, Enterprise Rent-A-Car, Graybar, Scottrade, Edward Jones, Emerson, Energizer, Anheuser-Busch, Inc., Boeing Defense, Space & Security, Purina, Monsanto Company, and MasterCard.




IS, MO.



Baseball, hockey and football are always the topic of discussion in St. Louis, and the Gateway City has always enjoyed a love affair with its pro teams. The Blues, Cardinals and Rams make sure local sports fans have something to cheer about 12 months a year.

St. Louis is a rabid sports town. The city is home to three major sports professional teams.

The St. Louis Cardinals are the most successful national league baseball team with 11 World Series Championships. The team also has numerous Hall of Famers. The NHL's St. Louis Blues also play in St. Louis. The St. Louis Rams moved to the city in 1995 and were crowned Super Bowl Champions in 1999 and made it to the final game in 2001.



The St. Louis Zoo, is a zoo in Forest Park in St. Louis, Missouri. It is recognized as a leading zoo in animal management, research, conservation, and education. Admission is free based on a public subsidy from a cultural tax district, the Metropolitan Zoological Park and Museum District (ZMD); fees are charged for some special attractions. A special feature is the Zooline Railroad, a small passenger train that encircles the zoo, stopping at the more popular attractions.

The city purchased its first exhibit, the Flight Cage, from the Smithsonian Institution following the 1904 St. Louis World's Fair. After the zoo was established, new exhibits, areas and buildings were added through the decades to improve care of the animals, the range of animals and habitats shown, as well as education and interpretation.

ST. CHARLES



Since 1769, Saint. Charles, Missouri, a restored historic city on the Missouri River, has been welcoming visitors to its shores. Founded by French Canadian fur trader Louis Blanchette, the city was named Les Petites Cotes, ("The Little Hills"), which later evolved into Saint Charles. The town regularly welcomed guests from many nations and grew into an important trading center for countless pioneers. Because of its strategic location on the Missouri River and its entrance to the western territory known as the Louisiana Purchase, it was a critical destination for tens of thousands of travelers.

Today, over 65,000 people call St. Charles their home. The City of St. Charles is headquarters for Aspect, Our365, RX System, NewCo Enterprises, Patriot Machine, and Client Services and home to the regional offices of Coca Cola Enterprises, Sysco and American Freightways.

St. Charles is the oldest city on the Missouri River. St. Charles' sister city is Ludwigsburg, Germany.



Almost 200 years ago two brave men launched one of the most amazing adventures of all time. President Thomas Jefferson asked Meriwether Lewis and William Clark to find a route to the Pacific coast. You may know them as the famous Lewis & Clark.

In 1804, they left from Saint Charles to explore new lands from Saint Charles to the Pacific Ocean. During their journey, Lewis and Clark came face-to-face with many wild animals, discovered unknown plants and encountered many Indian cultures. The Lewis and Clark Museum is a great place to learn more about the path Lewis and Clark took. The trading post is filled with the unusual Indian artwork they found during their travels.



LES, MO.



Main Street has long been the hub of commercial activity for St. Charles. The 13-block stretch of downtown St. Charles runs from Boone's Lick Road to Clark, and boasts a bevy of shops, restaurants and businesses.



The temporary, but first, site for the state capitol.

Missouri's first legislators met in the buildings of the First Missouri State Capitol State Historic Site to undertake the task of reorganizing Missouri's territorial government into a progressive state system. From June 4, 1821, to Oct. 1, 1826, heated debates of state's rights and slavery filled the rooms of the temporary Capitol.

The second floor of two adjoining Federal-style brick buildings was divided and used as Senate and House chambers, an office for the governor, and a small committee room. The first floor of the Peck brothers' building housed a general store and Ruluff Peck's family residence. Chauncy Shepard operated a carpenter shop on the first floor of the adjoining building.



MISSOURI
STATE HISTORIC SITE
MISSOURI DEPARTMENT OF NATURAL RESOURCES
← Visitor Center