

Lindenwood University

Digital Commons@Lindenwood University

Athletic Guides

Athletic Guides and Season Schedules

Fall 2012

2012-2013 Lindenwood University Men's Basketball Media Guide

Lindenwood University

Follow this and additional works at: https://digitalcommons.lindenwood.edu/sports_guides





Part of the [Sports Studies Commons](#)

LINDENWOOD



2012-13 Men's Basketball Media Guide





This is

LINDENWOOD

Basketball

LION



Table of Contents



COACHING STAFF PG. 12-17

INTRODUCTION

2012-13 Schedule 2
 Season Preview 3
 Hyland Arena.....4-5
 Media Information.....6-7
 Broadcast Information.....8-9

2012 COACHING STAFF

Brad Soderberg.....12-15
 Terry Hollander
 Kramer Soderberg..... 17
 Marshall Newman
 Dave Palucyzk..... 17

2012-13 LIONS

Roster 20
 Television Spotting Chart 21
 Alex Bazzell.....22-23
 Michael Boos24-25
 Efkan Eren.....26-27
 Tyler Harris28-29
 Garrett Reeg.....30-31
 Tyler Ressel.....32-33
 Darris Smith.....34-35
 Cody Sorenson36-37
 Richie Thompson.....38-39
 Brett Thompson.....40-41
 Freshman 42
 Transfers 43

CONFERENCE/OPPONENTS

MIAA.....46-47
 Central Missouri/Central Okla. 48
 Fort Hays State/Greenville..... 49

Maryville/Missouri Southern..... 51
 Missouri S&T/Mo. Western..... 52
 UNK/Northeastern State..... 53
 NWMSU/Pittsburg State..... 54
 Quincy/Southwest Baptist 55
 Truman/Washburn 56
 Webster/Westminster..... 57

2011-12 SEASON REVIEW

Season Review 60
 2011-12 Box Scores61-76
 2011-12 Stats.....77-79

ATHLETICS DEPARTMENT

About 82
 Athletics Director..... 83
 Staff Directory84-85
 Student Athlete Center..... 86
 Facilities 87
 History88-89
 National Championships90-91
 Strength and Conditioning 92
 Athletic Training..... 93

LINDENWOOD UNIVERSITY

President..... 96
 About 97
 Student Life..... 98
 Lindenwood 99
 St. Louis 100-101
 St. Charles..... 102-103



SEASON REVIEW PG. 60-79



PLAYER PROFILES PG. 22-43



LU ATHLETICS PG. 82-93



OPPONENTS PG. 48-57



ABOUT LINDENWOOD PG. 96-103





2012-13 Schedule

November

Friday	9	Greenville	St. Charles, Mo.	7:30 p.m.
Tuesday	13	Westminster	St. Charles, Mo.	7 p.m.
Saturday	17	Illinois-Springfield	Springfield, Ill.	3 p.m.
Tuesday	27	William Woods	St. Charles, Mo.	7 p.m.

December

Saturday	1	at Quincy (Ill.)	Quincy, Ill.	2 p.m.
Wednesday	5	at Northwest Missouri State*	Maryville, Mo.	7:30 p.m.
Saturday	8	Pittsburg State (Kan.)*	St. Charles, Mo.	3 p.m.
Saturday	15	at Maryville (Mo.)	St. Louis, Mo.	3 p.m.
Wednesday	19	at Missouri S&T	Rolla, Mo.	7:30 p.m.

January

Wednesday	2	Webster (Mo.)	St. Charles, Mo.	7 p.m.
Saturday	5	Truman State (Mo.)*	St. Charles, Mo.	3 p.m.
Thursday	10	Missouri Southern State*	St. Charles, Mo.	7:30 p.m.
Saturday	12	Central Oklahoma*	St. Charles, Mo.	3 p.m.
Wednesday	16	at Missouri Western*	St. Joseph, Mo.	7:30 p.m.
Saturday	19	Lincoln (Mo.)*	St. Charles, Mo.	3 p.m.
Thursday	24	Fort Hays State (Kan.)*	St. Charles, Mo.	7:30 p.m.
Saturday	26	Washburn (Kan.)*	St. Charles, Mo.	3 p.m.
Thursday	31	Southwest Baptist (Mo.)*	Bolivar, Mo.	7:30 p.m.

February

Saturday	2	Central Missouri (Mo.)*	St. Charles, Mo.	3 p.m.
Thursday	7	at Northeastern State (Okla.)*	Tahlequah, Okla.	7:30 p.m.
Saturday	9	at Emporia State (Kan.)*	Emporia, Kan.	3:30 p.m.
Wednesday	13	at Central Missouri (Mo.)*	Warrensburg, Mo.	7:30 p.m.
Saturday	16	Southwest Baptist (Mo.)*	St. Charles, Mo.	3 p.m.
Thursday	21	at Truman State (Mo.)*	Kirksville, Mo.	7:30 p.m.
Wednesday	27	at Lincoln (Mo.)*	Jefferson City, Mo.	7:30 p.m.

March

Friday	1	at Nebraska-Kearney	Kearney, Neb.	7:30 p.m.
--------	---	---------------------	---------------	-----------

* - MIAA Game





2012-13 Preview

The 2012-13 Lindenwood basketball team returns four of five starters from a team that went 28-3 a season ago. Even though the one loss was Kramer Soderberg, who led the team in scoring, the Lions offense will still be in good hands. The Lions will have its worked cut out for them with the first year in the MIAA.

Guards

This position is one of the deepest on the squad. Leading the way at the point will be senior point guard Alex Bazzell. Bazzell is entering his third year on the Lions roster and will be the team leader. He was second on the team last season with 15.4 points a game and compiled 21 steals. He led the team with 124 assists and shot 84 percent from the free-throw line. The senior from St. Charles will start the season just 116 points away from becoming the ninth person in school history to score 1,000 points.

Tyler Ressel is back for his second season and will step into a starting position. Ressel was the first guard to come off the bench a season ago and scored 9.3 points a game which was good for fourth on the team. The junior from Washington, Mo. led the team with 65 three-pointers and shot 47 percent from distance.

Darris Smith who cut his teeth last season will see an expanded role being the main back-up at the point. Smith played in 30 games in 2011-12 scoring 2.9 points a game. Brandon Marquardt comes to Lindenwood from Wisconsin and will see plenty of playing time as a true freshman.



Alex Bazzell Tyler Ressel Richie Thompson Brandon Marquardt


Forwards

The front court might not be as deep as the guard position but it will be definitely be a strong asset for this team. Leading the way up front will be Richie Thompson. In his first season as a Lion, Thompson averaged 4.8 rebounds and scored an average of 5.3. This season Thompson will look to expand his role on the offensive side of the court.

Garrett Reeg and Efkan Eren were two starters that return from last season as well. Reeg started all 31 games as a sophomore and was third on the team scoring 10.9 points a game. He was second on the team in rebounds with 6.0. Eren will have one more season in a Lindenwood uniform and will be one of the team's best rebounders. In 2011-12, he was first on the team with 6.1 rebounds and also scored 7.3 points.

Looking to move into a starting role this season will be senior Cody Sorenson. Last season, he was the first forward off the bench and was

fifth on the team in scoring with 9.3 points a game. He shot 85 percent from the free throw line and almost 46 percent from behind the three-point line. A couple of newcomers will add to the depth of the front court. Aaron Ramirez is a freshman from Texas and will add a ton of athleticism to the lineup. Maxime Brissac from France will join the team as a walk-on.



Richie Thompson Garrett Reeg Efkan Eren Cody Sorenson



Aaron Ramirez Maxime Brissac

Centers

One of the biggest additions to this year's team is somebody that has been on campus for a few years. Brett Thompson comes back after having surgery on his knee and redshirting a season ago. The senior averaged 7.8 points a game in 2010-11 and 6.2 rebounds. Thompson adds some much needed height in the lineup and will allow some of the other Lions to play in the more natural positions. Logan Jaehnen is a freshman but will redshirt this season due to knee surgery he had just before the season.



Brett Thompson Maxime Brissac



Hyland Arena Ho



The Hyland Arena was built in 1997 and is home to many Lindenwood athletic programs along with athletic department offices. Both men's and women's basketball, volleyball, wrestling, and women's gymnastics programs compete at the arena along with table tennis, dance, and cheerleading.

The facility was named after Robert Hyland, who was the chairman of the Lindenwood board for many years and was also the CBS Regional Vice President and General Manager of radio station KMOX in St. Louis, Missouri for four decades. Hyland introduced the first talk radio format and the first listener call-in programs at KMOX in 1960.

Hyland Arena has hosted numerous special events. In 2010, the arena hosted a nationally televised (ESPNU) high school basketball game. The facility also hosts basketball state championship tournament games and many other events.

In 2012, the Hyland Arena got some new and exciting additions. There was a new state of the art video board installed in the east end of the arena. The video board will add an exciting element to all Lindenwood events in the arena. A new center hung scoreboard was also added.

Home of the Lions





Media Information

General Information

The Lindenwood Sports Information Staff is your host for each and every home Lion basketball game. Assistant Sports Information Director Mike Morgan will be your main contact for any questions. Game notes, rosters, and game day programs will be available before each game. A full statistical booklet will be available 20 minutes after the conclusion of the contest.

Press Row

Lindenwood's Press Row is located on the east side of the Arena. Press Row is a working facility, and there will be no cheering. Restrooms for the media are located in the main entrance of the arena.

Working Credentials

All working media will be required to wear media credential, at all times. All requests for credentials should be made to the Lindenwood Sports Information Office.

The Lindenwood Sports Information Department has designed this media guide to assist the media in covering the 2012-13 Lindenwood basketball team. If there is any information that you need and can't find, you are welcome to contact the Sports Information Department. You may also find more information on www.lindenwoodlions.com. If you would like to request photos or interviews for feature stories, contact the SID office.

Daniel Newton - SID
Phone: 636-949-4368
dnewton@lindenwood.edu

Mike Morgan - Asst. SID
Phone: 636-949-4368
mmorgan1@lindenwood.edu

Statistics

Lindenwood uses Stat Crew Statistical program for basketball. Stat Crew rosters will be available for opposing schools, and a packed game file will be sent following the conclusion of the game.

Radio/TV

Selected home basketball games will be broadcasted live on 89.1 FM KCLC and on LUTV. You can also log onto lindenwoodlions.com to log onto streaming video and audio.

Visiting Radio

Request for radio broadcast at the Hyland Arena must be made through the Lindenwood Sports Information office. Lindenwood offers a courtesy phone line for visiting radio. The phone number will be available by calling the Lindenwood Sports Information Department.

LINDENWOOD SPORTS INFORMATION



Daniel Newton came to Lindenwood University in December of 2006 as the school's Sports Information Director. He is in his 14th year working full-time in a Sports Information Office.

At Lindenwood, Newton helps with the public relations effort and statistical operations for the 27 NCAA sports. From 2006-11, he also assisted with the public relations for 21 Student Life Sports. Besides his regular duties, Newton has assisted with starting the Lindenwood Athletics Hall of Fame in 2007, created a new athletics website in 2009, and led the redesign of the athletics website in 2012.

In 2007, Newton became the first person at Lindenwood to nominate deserving student-athletes in the prestigious Capital One Academic All-American program. Since that time, Lindenwood student-athletes have won 23 academic all-district honors and five Academic All-American awards.

Newton served as the NAIA media relations contact at the 2009-11 NAIA Swimming and Diving National Championships, and worked in the press room at the 2009 and 2011 NAIA Division I Men's Basketball National Championships.

Prior to coming to Lindenwood, Newton served as the Media Relations Coordinator at Truman State University from 2002-2006, and was the Assistant Media Relations Director at Portland State University from 1999-2002. He has also worked in press rooms for various professional teams, including the Portland Trailblazers (NBA) and Portland Beavers (Triple A Baseball), and was the assistant media relations contact for the 2000 NCAA Division I Women's Basketball West Region.

Newton worked as a student assistant in the Sports Information Office at Truman from 1996-99 and received a bachelor degree in business administration from Truman in 1999. He earned his master's in sports management from Lindenwood in 2009.

Newton is a member of the College Sports Information Directors of America. He has won numerous awards from that organization for his works on designing and producing media guides.

Daniel and wife, Jennifer, reside in St. Peters, Mo. and have two sons, Bryan and Jordan.



Mike Morgan is entering his second year as the Assistant Sports Information Director at Lindenwood University. Before moving into his current role, he served as a graduate assistant in the Sports Information Office for two years.

Morgan will serve as the primary contact for seven sports, which include men's soccer, men's and women's basketball, baseball, softball, and gymnastics. To go along with his primary sports, Morgan will design all media guides, game day programs, and graphic design work that will be displayed on the Lindenwood athletic website.

Morgan can also be heard hosting numerous coaches shows, and doing play-by-play on the lindenwoodlions.com Sports Network.

During his time as a graduate assistant, Morgan helped implement a new athletic website and assisted with the 2010 and 2011 NAIA Swimming National Championships. He also assisted on press row for the 2010 and 2011 NAIA Basketball National Championships. In 2012, he worked on press row for the NCAA Division I Men's Basketball Tournament.

Prior to his time at Lindenwood, Morgan was the Director of Broadcasting/Media Relations Director for the River City Rascals, a minor league baseball team in O'Fallon, Mo. He was also the play-by-play voice for the team. After his stint with the Rascals, he moved on to become the Senior Staff Writer for St. Louis Scoop High School Sports Magazine, where he wrote over 35 feature length articles a week to go along with designing the magazines.

In 2009, Morgan was the play-by-play voice for the Lindenwood football team who played in the NAIA National Championship game against Sioux Falls. That was Morgan's second stint as the play-by-play voice. In 2004, Morgan was behind the mic for the first ever undefeated regular season in school history.

Morgan received his bachelor's degree in mass communication from Lindenwood in 2004 and his master's degree in business communications in 2011.

Mike and his wife, Nichole, reside in St. Peters, Mo. and have a son, Kevin, and two daughters, Natalee and Reaghan.





Media Information



TELEVISION

KSDK
1000 Market Street
St. Louis, Mo. 63101
314-421-5055
Rene Knott - Sports Director
rknott@ksdk.com

KMOV
One Memorial Drive
St. Louis, Mo. 63102
314-621-4444
Steve Savard - Sports Director
sports@kmov.com

KTVI
2250 Ball Drive
St. Louis, Mo. 63146
314-213-2222
Martin Kilcoyne - Sports Director
martin.kilcoyne@tvstl.com

LUTV
209 S. Kingshighway
St. Charles, Mo. 63301
636-949-4167
Ed Voss - Station Manager
evoss@lindenwood.edu

PRINT

St. Louis Post Dispatch
900 North Tucker Blvd.
St. Louis, Mo 63101
314-340-8000

St. Charles Journal
4212 N. Service Road
St. Peters, Mo. 63376
636-946-6111

Mid Rivers News Magazine
754 Spirit 40 Park Drive
Chesterfield, Mo. 63005
636-591-0010
Terry Dean - Publisher

Lindenwood Legacy
209 S. Kingshighway
St. Charles, Mo. 63301
636-949-4364
Tom Pettit - Faculty Advisor
tpettit@lindenwood.edu

RADIO

WXOS ESPN Radio (101.1 FM)
11647 Olive Blvd
St. Louis, Mo. 63141
314-983-6000

KMOX Radio (1120 AM)
One Memorial Drive
St. Louis, Mo. 63102
314-621-2345

KTRS Radio (550 AM)
638 West Port Plaza
St. Louis, Mo. 63146
314-453-5500

KFNS Radio (590 AM)
8045 Big Bend Suite 200
St. Louis, Mo. 63119
314-962-0590

KCLC Radio (89.1 FM)
209 S. Kingshighway
St. Charles, Mo. 63301
636-949-4891
Mike Wall - Station Manager
mwall@lindenwood.edu






Media Information

All Lion football road and home contests can be heard on Lindenwood's campus radio station, 89.1 FM KCLC. The games can also be heard streaming online at lindenwoodlions.com.

All home games can also be seen on tape delay on LU-TV, which is carried on AT&T U-verse and Charter Communications. The video stream of home and road games can be found on the American One Broadcast Network.



LINDENWOODLIONS.COM SPORTS NETWORK

The lindenwoodlions.com Sports Network is your source for numerous Lindenwood athletic events and coaches shows.

You can log onto lindenwoodlions.com to hear live broadcasts of numerous sporting events, including soccer, volleyball, baseball, softball, lacrosse, and many more.

Also, at the conclusion of all Lindenwood basketball games you can hear an hour-long postgame show in which we talk to players and coaches.





Media Information



Lindenwood athletics is committed to maintaining a strong presence on the Internet, highlighted by the official website of Lion athletics, www.lindenwoodlions.com.

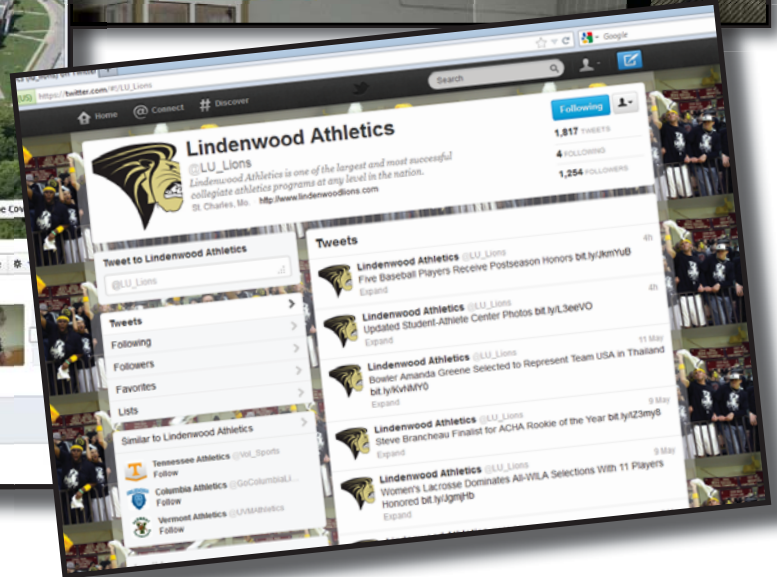

Additionally, Lindenwood athletics is a player on the social media scene. LU maintains an official You Tube page plus an athletics Facebook page and a Twitter page.

LIONS ON THE INTERNET

<http://facebook.com/Lindenwood-University-Athletics>

https://twitter.com/LU_Lions

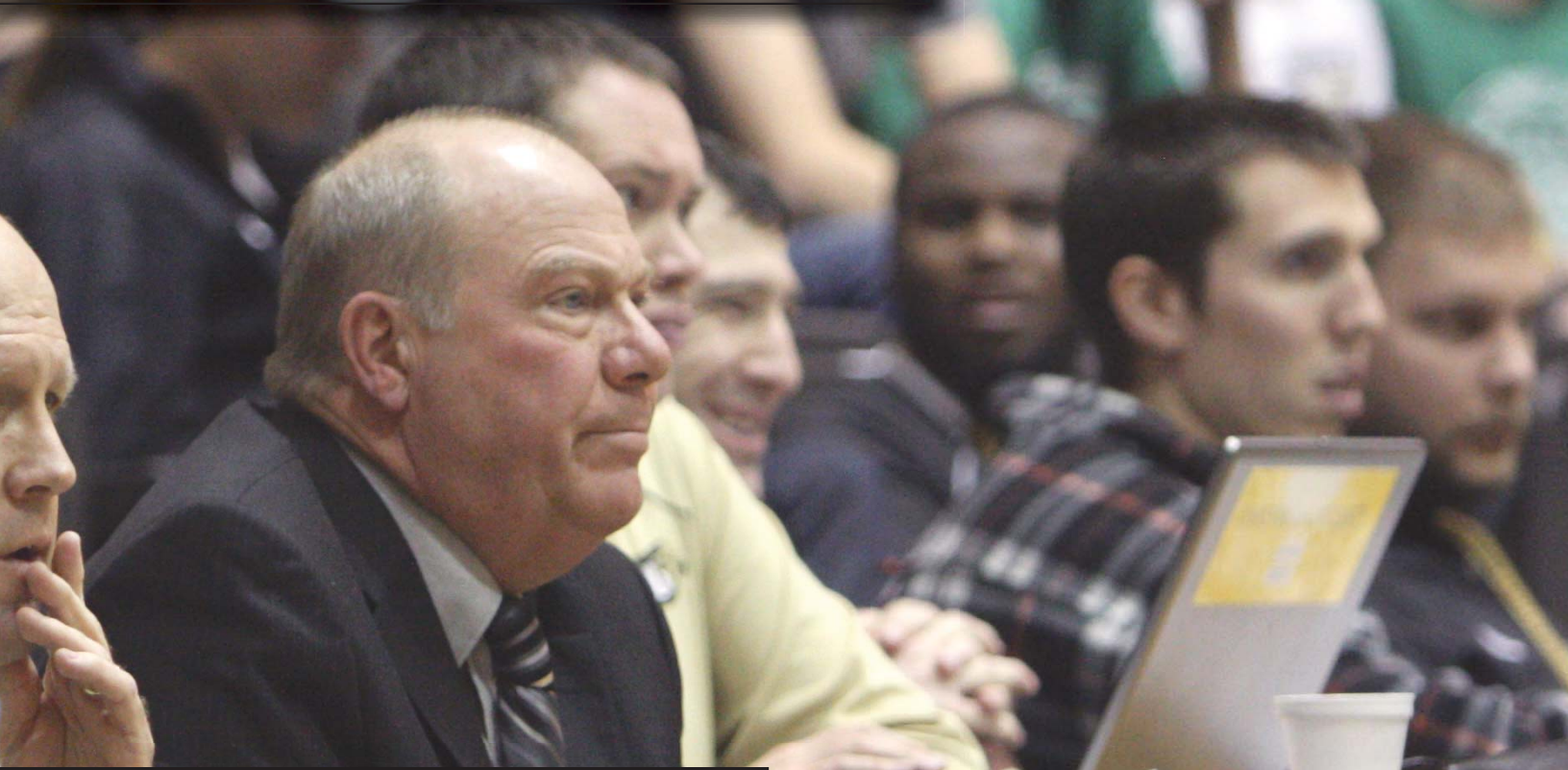
<http://youtube.com/lindenwoodlions>



Meet the Lion



Coaching Staff





Coaching Staff

BRAD SODERBERG
FOURTH YEAR
WISCONSIN-STEVENS POINT ('85)

Career Record: 291-166
Record at LU: 80-19



Brad Soderberg is in his fourth season as the head coach of the Lindenwood men's basketball team. He is in his 17th year as a collegiate head coach, including six at the NCAA Division I level.

Under Soderberg, the Lions have won 20 games in all three of his seasons as the head coach. After winning 20 games in 2011-12 it was the first time in school history that the team has won 20 games three seasons in a row. Lindenwood is 80-19 through three seasons under Soderberg and enters the 2012-13 season with a career record of 291-166. During his tenure, Soderberg's teams have an overall home record of 40-5.

In just three seasons, Soderberg has won the second most games in school history and owns the highest winning-percentage (.903) of any men's basketball coach at Lindenwood. With three more wins Soderberg will move into the top spot for wins.


In 2011-12, Soderberg led the team to one of the best seasons in school history. The Lions finished the year with a record of 28-3, which was the best winning-percentage in school history and the second most wins in a year. The team finished the season with a record of 12-1 at Hyland Arena. Lindenwood set several school records during the season. The team averaged just over 85 points a game which was the highest in program history, and made over 77 percent of its free-throws which was also tops. After the season, he was named the ICAA Coach of the Year and two of his players were named to the first team All-ICAA.

In 2010-11, the Lions had their best season in school history, setting a school record for wins. They finished with a record of 29-6 and had a 17-3 mark in conference play. Lindenwood compiled a record of 15-3 at the Hyland Arena and a 12-2 mark on the road. During the season the team had a school record winning streak of 16 games. In the middle of the streak the Lions beat then No. 1 Robert Morris on the road.

For the first time in school history, the program made it to the NAIA Division I National Championship. The Lions won their opening round game 78-72 over St. Catherine College. For the second consecutive year, the Lions made it to the HAAC Tournament Championship game. After the season, three members were named to the All-HAAC squad. Kramer Soderberg was also named to the All-American team.

In 2009-10, his first season as the head coach of Lindenwood, Soderberg's team compiled an overall record of 23-10 and a 13-7 mark in the HAAC. The 23 wins were the most for the Lions since the 2005-06 season. Soderberg's team was also dominant at home, compiling a 13-1 record which was the highest home winning percentage and the most home wins in school history. The Lions won two games in the HAAC tournament before falling to William Jewell in overtime by one point in the championship game. During the regular season, the Lions were 5-2 against ranked teams, including an upset win of the No. 1 team in the country at the time, Robert Morris. Four Lions were named to the all-conference team in 2009-10 and Toriano Adams was named an honorable mention All-American.

Soderberg returned to the St. Louis area in 2009 after being the head coach at Saint Louis University from 2002-07. He compiled 80 wins at Saint Louis, the sixth-most in





Coaching Staff



school history, and led the Billikens to two postseason berths.

In his first season at Saint Louis, he was named Conference USA Coach of the Year by CollegeInsider.com after leading the Billikens to a C-USA semifinal tournament appearance and a berth in the NIT. The next year, the team again advanced to the semifinals of the C-USA Tournament and made it to the second round of the NIT. Soderberg was just the third Billiken coach to take the team to back-to-back postseason appearances in his first two years as head coach.

In 2005-06, Soderberg led Saint Louis to a third-place finish and a semifinal tournament appearance in its first year as a member of the Atlantic-10 Conference. The next year, the Billikens finished in the upper half of the conference standings and Saint Louis won 20 games.

Soderberg also spent one year as an assistant coach at Saint Louis in 2001-02 under Lorenzo Romar. Prior to that, he was at Wisconsin for six years. He started as an assistant coach under Dick Bennett and helped the Badgers advance to four NCAA Tournaments, including the 2000 Final Four, and one NIT appearance. In 2000-01, he took over as the interim head coach early in the season and led Wisconsin to a 16-10 record, and a fifth-place finish in the Big Ten. Soderberg was the first Wisconsin coach since 1911 to win his first eight games, and the first to lead the Badgers to the NCAA Tournament in his first year.

Soderberg was the head coach at South Dakota State University from 1993-95 and at Loras College from 1988-1993. He was named the National Catholic Basketball Tournament Coach of the Year in 1992 after leading Loras to a runner-up finish. He also had previous coaching jobs at Loras, University of Wisconsin-Stevens Point, Colorado State University, and Fort Hays State University. He also spent the 2008-09 school year at Loras as the interim Director of Athletics.

Soderberg was a two-year letterwinner for the UW-Stevens Point basketball team. He teamed up with former NBA player and head coach Terry Porter to lead UW-Stevens Point to the 1984 NAIA National Championship game. Soderberg earned the "Hustle Award" at that tournament and earned first-team all-conference and all-district honors that year. For his career, he shot 56 percent from the field and 83 percent from the free throw line.

Soderberg graduated from UW-Stevens Point in 1985 with a bachelor's degree in physical education, and he earned a master's in physical education from Colorado State in 1986.

Soderberg and his wife, Linda, have two sons, Kramer and Davis, and a daughter, Daley.

COACH SODERBERG YEAR BY YEAR RECORD

YEAR	SCHOOL	RECORD
1988-89	Loras	17-7
1989-90	Loras	14-11
1990-91	Loras	17-8
1991-92	Loras	16-10
1992-93	Loras	15-9
1993-94	South Dakota State	19-9
1994-95	South Dakota State	17-10
2000-01	Wisconsin	16-10
2002-03	Saint Louis	16-14
2003-04	Saint Louis	19-13
2004-05	Saint Louis	9-21
2005-06	Saint Louis	16-13
2006-07	Saint Louis	20-12
2009-10	Lindenwood	23-10
2010-11	Lindenwood	29-6
2011-12	Lindenwood	28-3





Coaching Staff

YEAR-BY-YEAR SCORES AT LU

2009-10		Central Methodist	W 84-74
at McKendree	L 62-73	Mid-American Nazarene	W 97-73
Robert Morris	W 68-66	at William Jewell	L 61-92
Life	W 95-79	Benedictine	W 69-55
William Penn	W 90-85	at Culver-Stockton	W 75-48
at Huntigton	L 67-84	Baker	W 77-50
Missouri Baptist	W 74-65	Evangel	L 74-76
Hannibal-LaGrange	W 69-61	at Benedictine	W 61-45
at Columbia College	W 77-48	at Missouri Valley	W 75-71
at Culver-Stockton	W 84-53	Graceland	W 95-82
at Baker	W 70-57	Avila	W 76-54
Evangel	L 67-70	at Central Methodist	W 72-57
at Tabor	W 68-43	at Mid-America Nazarene	W 86-74
Sterling	W 75-61	William Jewell	L 64-69
at Missouri Valley	L 50-64	vs. Avila	W 85-65
Graceland	W 80-69	William Jewell	W 76-66
Avila	W 69-52	at Evangel	L 62-69
at Central Methodist	L 43-68	St. Catherine	W 78-72
at MNU	L 58-64	Mountain State	L 67-84
at Benedictine	L 59-70		
William Jewell	W 72-62	2011-12	
Culver-Stockton	W 74-47	vs. Union	W 82-77 OT
Baker	W 64-44	vs. Logan Chiropractic	W 99-56
at Evangel	L 62-69	vs. Tiffin (Alaska)	W 88-84
Benedictine	W 62-49	vs. Southwest Baptist	L 82-92 OT
Missouri Valley	W 63-60	at Alaska Fairbanks	W 85-77
at Graceland	W 86-68	at Urbana (Ohio)	W 86-65
at Avila	W 61-45	at Central State	W 95-83
Central Methodist	W 65-56	vs. Wilberforce	W 100-60
Mid-America Nazarene	W 70-58	Concordia Seminary	W 136-57
at William Jewell	L 65-67	at Lincoln	W 86-54
Missouri Valley	W 72-59	Lindsey Wilson	W 74-65
at Central Methodist	W 57-51	vs. La Sierra	W 93-70
at William Jewell	L 46-47 OT	vs. Menlo	W 78-49
		vs. Daemen	W 72-53
		Central Bible	W 106-52
2010-11		at Mid-Continent	W 89-75
McKendree	W 81-79	Central Christian	W 93-49
Southern Nazarene	L 71-79	Central state	L 82-85 OT
Maryville	W 76-53	Central Oklahoma	W 88-58
Concordia Seminary	W 68-53	Northeastern State	W 77-49
Mid-Continent	W 77-60	Webster	W 78-57
at Missouri Baptist	W 91-63	at McKendree	W 78-71
Culver-Stockton	W 82-58	Lincoln	W 85-61
at Baker	W 72-53	Culver Stockton	W 85-59
at Evangel	W 67-50	Urbana	W 78-69
East-West	W 80-72	Victory	W 92-67
vs. Rocky Mountain	W 93-83	at Central Oklahoma	L 56-68
Robert Morris	W 79-72	at Northeastern State	W 57-54
Central Bible	W 84-48	McKendree	W 93-82
Missouri Valley	W 77-66	vs. Minot State	W 65-54
at Graceland	W 86-84	vs. Sioux Falls	W 85-75
at Avila	W 79-71		



RECORDS AGAINST OPPONENTS AT LU

Alaska Fairbanks	1-0	McKendree	3-1
Avila	4-0	Menlo	1-0
Baker	4-0	Mid-America Nazarene	3-1
Benedictine	1-1	Mid-Continent	2-0
Central Bible	1-0	Minot State	1-0
Central Methodist	3-1	Missouri Baptist	2-0
Central Christian	1-0	Missouri Valley	4-1
Central Oklahoma	1-1	Mountain State	0-1
Central State	1-1	Northeastern State	2-0
Columbia College	1-0	Robert Morris	2-0
Concordia Seminary	2-0	Rocky Mountain	1-0
Culver-Stockton	5-0	Sioux Falls	1-0
Daemen	1-0	Southern Nazarene	0-1
East-West	1-0	Southwest Baptist	0-1
Evangel	1-4	St. Catharine	1-0
Graceland	4-0	Sterling	1-0
Hannibal-LaGrange	1-0	Tabor	1-0
Huntington	0-1	Tiffin	1-0
La Sierra	1-0	Union	1-0
Life	1-0	Urbana	2-0
Lincoln	2-0	Webster	1-0
Lindsey Wilson	1-0	Wilberforce	1-0
Logan Chiropractic	1-0	William Jewell	2-3
Maryville	1-0	William Penn	1-0



ALL-TIME LINDENWOOD ROSTER

Adams, Toriano 2009-10	McVicar, Brevin 2011-12
Akers, Taylor2012-present	Moore, Desmond 2011-12
Bazzell, Alex2010-present	Nelson, Alfred 2009-11
Boos, Michael2010-present	Parker, Joey 2009-10
Brissac, Maxime2012-present	Ramirez, Aaron2012-present
Donaldson, Tyler 2009-10	Reeg, Garrett2010-present
Douglas, Jerome 2009-10	Ressel, Tyler2011-present
Eren, Efkan2010-present	Rose, Richard 2009-11
Harris, Tyler2009-present	Smith, Darris2011-present
Jaehnen, Logan2012-present	Simmons, Michael2009-12
Johnson, Devin 2010-12	Soderberg, Kramer 2010-12
King, David 2009-11	Tilley, Alex 2010-12
Kunkel, Brandon 2009-11	Thompson, Brett2009-present
Loveless, Jordan 2009-10	Thompson, Richie2011-present
Marquardt, Brandon2012-present	Walker, Jared 2009-10
Medley, Madison 2009-10	Williams, Shane 2009-10





Coaching Staff

SODERBERG BY THE NUMBERS

291	Wins as head coach
.808	Winning Percentage at LU
.636	Career Winning Percentage
80	Wins as LU head coach
40	Wins at Hyland Arena
29	School record for wins in a season
16	LU record for longest win streak
15	Seasons over .500
9	All-Conference Performers at LU
6	Years as a Division 1 head coach
2	NAIA All-Americans
2	Conference Coach of the Year Awards
1	Academic All-American



MILESTONE WINS

1st	1988 at Loras College First win as a collegiate head coach
100th	vs. Wayne (Neb.) 100th Career win
150th	Nov. 29, 2003 75-42 North Carolina AT 150th Career win
200th	Dec. 12, 2006 67-60 at Pacific 200th Career win
250th	January 13, 2011 84-74 Central Methodist 250th Career win
212th	Nov. 6, 2009 68-66 Robert Morris First win at Lindenwood
263th	Mar. 16 2011 78-72 vs. St. Catherine LU's first win at NAIA Division I Tournament
284th	Feb. 14, 2012 92-67 vs. Victory Became All-Time winningest LU coach



THE SODERBERG FILE

Years at LU: 4
 Family: Wife - Linda
 Children: Kramer, Daley, Davis

EDUCATION

College: UW-Stevens Points
 Degree: Bachelors
 Physical Education
 College: Colorado State
 Degree: Masters
 Physical Education

PLAYING EXPERIENCE

Two Year Letterwinner
 UW-Stevens Point

COACHING EXPERIENCE

Loras College - Head Coach
 1988-93
 S.D. State - Head Coach
 1993-95
 Wisconsin - Assistant Coach
 1995-00
 Wisconsin - Head Coach
 2000-10
 Saint Louis - Assistant Coach
 2011-02
 Saint Louis - Head Coach
 2002-07
 Lindenwood - Head Coach
 2009-Present

ALL-AMERICANS UNDER SODERBERG



Kramer Soderberg
 2010-2011



Toriano Adams
 2009-2010





Coaching Staff



Terry Hollander is entering his third season as an assistant coach for the Lindenwood Lions basketball team. He came to Lindenwood after 30 years as head coach of St. Charles West High School where he became one of the most well respected high school basketball coaches in the whole state.

With the Lions he is in charge of the Lindenwood offense and also helps in the recruiting effort of future Lions. In two seasons in charge of the offense he has led the team to an average of 81.2 points a game.

In his first two years at Lindenwood, he was part of the coaching staff for two of the top teams in program history. The Lions went 29-6 overall in 2010-11, won a share of the HAAC Championship, participated in the HAAC Tournament Championship game, and advanced to the second round of the NAIA Division I National Tournament.

In 2011-12, the Lions compiled the highest winning-percentage in program history, and lost just three games. The offense averaged 85.3 points a game which was one of the highest totals in school history.

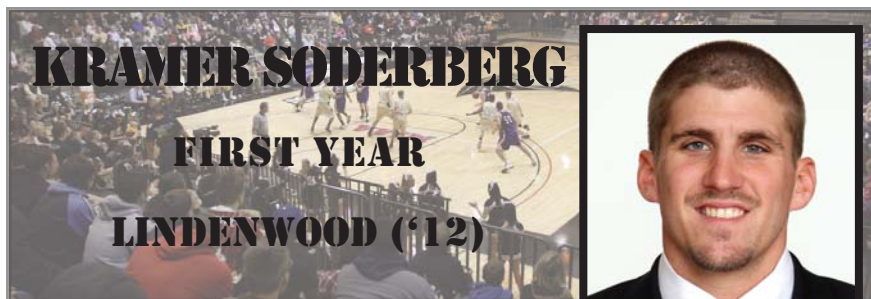
During his time at St. Charles West, he compiled a record of 549-279. He led the Warriors to the school's only state championship in 1995, a second place finish in 2008, and finished third in 1994 and 2003. His teams were also district champions 12 times.

He coached countless all-conference, all-district, and all-state athletes during his time at St. Charles West. Numerous players went on to play college basketball. Ryan Robertson and Kramer Soderberg were both named the Gatorade Players of the Year in Missouri.

Hollander was inducted into the Missouri Basketball Coaches Association Hall of Fame in 2008. During his coaching career in high school athletics he has also been a football, baseball and golf coach.


Hollander graduated from Truman State University with his bachelor's degree in 1973 and also received his master's degree in secondary school administration in 1983. During his time at the high school level, he taught American History for 34 years.

Hollander and his wife, Brenda, have three children, Blake, Kirk and Leigh Ann. He also has two grandchildren, Eden and Zoey.





Coaching Staff



MARSHALL NEWMAN
EIGHTH YEAR
WEBSTER ('05)



Marshall Newman returns to the sidelines for his eighth year as an assistant coach with the Lions basketball team and his fourth year on head coach Brad Soderberg's staff. Newman assists in all aspects in the program including recruiting, scheduling, designing and implementing pre- and postseason workouts, and on-court coaching.

Newman has been a part of the top three Lindenwood teams in program history. In his first season at the school in 2005-06, he helped the Lions win a school record 26 games. That squad won the first HAAC Championship in school history, and it advanced to the NAIA Division II Tournament Final Four. In 2010-11, he was a part of the coaching staff on the Lindenwood team which broke the 2005-06 record for wins. Lindenwood won 29 games that year, won its second HAAC Championship, and advanced to the second round of the NAIA Division I National Tournament. In 2011-12, the Lions compiled the highest-winning percentage in school history, and loss just three games.

Newman has played a vital role in player development during his tenure at Lindenwood, having helped develop 19 all-conference performers and seven All-Americans.

Newman completed his playing career for Webster University in 2005. He earned All-St. Louis Intercollegiate Athletic Conference honors for the Gorloks. Prior to playing at Webster, Newman was an all-conference performer at Illinois Central College, where he averaged 13 points and six rebounds per game.

A native of St. Louis and a 2000 graduate of Lindbergh High School, Newman graduated from Webster in May of 2005 with a degree in media communications, and received his Masters of Arts in Teaching in May of 2007.


Marshall, and his wife Amy, reside in St. Charles, Mo.





DAVE PALUCYZK
THIRD YEAR
STUDENT MANAGER



Meet the 20



12-13 Lions





2012-13 Roster

Numerical Roster

No.	Name	Pos.	Ht.	Wt.	Class	Hometown	High School	Previous School
1	Darris Smith	G	5-11	150	So.	St. Louis, Mo.	Hazelwood West	
2	Brandon Marquardt	G	6-2	180	Fr.	Oshkosh, Wisc.	Oshkosh West	
3	Garrett Reeg	F	6-6	215	Jr.	St. Louis, Mo.	Oakville	
5	Aaron Ramirez	F	6-5	225	Fr.	Santa Rosa, Texas	Santa Rosa	
11	Efkan Eren	F	6-8	225	Sr.	Istanbul, Turkey	Main Central Institue	Pit CC
13	Richie Thompson	F	6-5	190	Sr.	Harvey, Ill.	Thornton	Kirkwood CC
20	Taylor Akers	G	6-1	175	Fr.	Orlando, Fla.	The First Academy	
21	Michael Boos	G	6-2	180	Jr.	Sun Prairie, Wisc.	Sun Prairie	
22	Cody Sorenson	F	6-5	210	Sr.	St. Charles, Mo.	Francis Howell	Maryville
23	Tyler Harris	G	6-2	190	Sr.	Barry, Ill.	Western	
24	Alex Bazzell	G	6-2	180	Sr.	St. Charles, Mo.	St. Charles West	Missouri-Kansas City
30	Maxime Brissac	F	6-2	188	So.	Paris, France	Jules Ferry	
31	Tyler Ressel	G	6-1	160	Jr.	St. Charles, Mo.	St. Francis Borgia	Missouri Southern
41	Brett Thompson	F	6-11	270	Sr.	Vienna, Ill.	Vienna	Saint Louis
50	Logan Jaehnan	F	6-7	250	Fr.	Lawrenceburg, Ind.	East Central	

Alphabetical Roster

No.	Name	Pos.	Ht.	Wt.	Class	Hometown	High School	Previous School
20	Taylor Akers	G	6-1	175	Fr.	Orlando, Fla.	The First Academy	
24	Alex Bazzell	G	6-2	180	Sr.	St. Charles, Mo.	St. Charles West	Missouri-Kansas City
21	Michael Boos	G	6-2	180	Jr.	Sun Prairie, Wisc.	Sun Prairie	
30	Maxime Brissac	F	6-2	188	So.	Paris, France	Jules Ferry	
11	Efkan Eren	F	6-8	225	Sr.	Istanbul, Turkey	Main Central Institue	Pit CC
23	Tyler Harris	G	6-2	190	Sr.	Barry, Ill.	Western	
50	Logan Jaehnan	F	6-7	250	Fr.	Lawrenceburg, Ind.	East Central	
2	Brandon Marquardt	G	6-2	180	Fr.	Oshkosh, Wisc.	Oshkosh West	
5	Aaron Ramirez	F	6-5	225	Fr.	Santa Rosa, Texas	Santa Rosa	
3	Garrett Reeg	F	6-6	215	Jr.	St. Louis, Mo.	Oakville	
31	Tyler Ressel	G	6-1	160	Jr.	St. Charles, Mo.	St. Francis Borgia	Missouri Southern
1	Darris Smith	G	5-11	150	So.	St. Louis, Mo.	Hazelwood West	
22	Cody Sorenson	F	6-5	210	Sr.	St. Charles, Mo.	Francis Howell	Maryville
13	Richie Thompson	F	6-5	190	Sr.	Harvey, Ill.	Thornton	Kirkwood CC
41	Brett Thompson	F	6-11	270	Sr.	Vienna, Ill.	Vienna	Saint Louis

Head Coach	Brad Soderberg
Assistant Coach	Terry Hollander
Assistant Coach	Marshal Newman
Graduate Assistant	Kramer Soderberg
Student Assistant	Dave Paluczak

LINDENWOOD

BASKETBALL





Television Spotting Chart



Darris Smith
So. § 5-11 § 150



Brandon Marquardt
Fr. § 6-2 § 180



Garrett Reeg
Jr. § 6-6 § 215



Aaron Ramirez
Fr. § 6-5 § 225



Efkan Eren
Sr. § 6-8 § 225



Richie Thompson
Sr. § 6-5 § 190



Taylor Akers
Fr. § 6-1 § 175



Michael Boos
Jr. § 6-2 § 180



Cody Sorenson
Sr. § 6-5 § 210



Tyler Harris
Sr. § 6-2 § 190



Alex Bazzell
Sr. § 6-2 § 180



Maxime Brissac
So. § 6-2 § 188



Tyler Ressel
Jr. § 6-1 § 160



Brett Thompson
Sr. § 6-11 § 270



Logan Jaehnen
Fr. § 6-7 § 250



Brad Soderberg
Head Coach



Marshall Newman
Assistant Coach



Terry Hollander
Assistant Coach





ALEX BAZZELL

GUARD • SENIOR • 6-2

ST. CHARLES, MO.

ST. CHARLES WEST

24

LINDENWOOD:

2011-12 - Started in all 30 games that he appeared in ... led the team in minutes played per game with 28.2 ... was second on the team in scoring with 15.4 points a game ... compiled the most assists on the team with 124 ... shot 41 percent from the field, 84 percent from the free throw line, and 36 percent from behind the three-point line ... averaged four rebounds a game ... led the team in free throw attempts with 240 ... scored a season-high 27 points in a win over Urbana ... had three games where he made three three-pointers ... scored in double-digits in all but four of his games ... scored at least 20 points in six games ... led the team in scoring four times and assist 16 times ... was named to the All-ICAA after the season ... placed on the McKendree, Lindenwood, and Transitional All-Tournament teams.

2010-11 - Started in 33 games in his first season as a Lion ... averaged the most minutes per game with 31.1 ... averaged 12.5 points a game which was the third most on the team ... led the team in scoring five times ... scored his season-high in points, 22 against Rocky Mountain and Missouri Valley ... shot .464 from the field and .267 from behind the three-point line ... shot .830 from the free throw line ... averaged 3.7 rebounds a game ... attempted 188 free throws, which was the most on the team ... compiled the third most steals on the team with 22 ... named to the third-team All-HAAC ... made

a season-high four three-pointers against Evangel and Mountain State ... was perfect from the free throw line in 14 games ... ranked in the top 25 in free throw percentage in the NAIA ... scored in double-figures 24 times including a stretch of eight straight games in the middle of the season ... averaged 16.2 points in the Lions five post-season games ... scored an average of 13 points a game in the NAIA National Tournament.

PRIOR TO LINDENWOOD:

Attended University of Missouri-Kansas City ... appeared in 29 games with 17 starts ... played 20.1 minutes per game, where he averaged 3.4 points and 1.4 rebounds ... shot .416 (32-77) from the floor, .279 (12-43) from long range and .815 (22-27) from the charity stripe ... also had 49 assists-to-21 turnovers on the year and 10 steals ... the 49 assists were tied for the third most on the squad ... played four games and a total of 108 minutes before committing his first collegiate turnover ... reached double figures in a pair of contests on the year ... scored 10 points on 4-of-4 shooting in the road win at Houston Baptist ... connected on 3-of-6 attempts (2 3PT) en route to 10 points at Missouri ... had four games with four or more assists on the year ... dished out a career-best six helpers in a win at North Dakota ... grabbed a career-best six rebounds against Wichita State.

HIGH SCHOOL:

Attended St. Charles West ... named the Gateway Athletic Conference Player of the

Year and Missouri Basketball Coaches Association 4A all-State honors following his senior ... also was a Missouri Sportswriters and Sportscasters Association Class 4A All-State honoree ... named to the second team all-Metro selection in St. Louis in 2008-09 ... was a three-time all-Gateway Athletic Conference selection, where he earned first team honors as a junior and senior and a second team nod as a sophomore ... was a McDonald's all-America nominee heading into his senior season where he averaged 16.9 points, five assists and 2.5 steals, while shooting 48 percent from the floor, 40 percent from three-point land and 84 percent from the charity stripe ... finished his career with 1,079 points and led the Warriors to 100 wins during his four-year career ... part of a team that won four straight conference titles and finished with 25 or more wins in three of his four seasons ... team posted a 30-2 overall record and placed third in the final Missouri Class 4A rankings during his junior season, where he averaged 11.6 points on .528 shooting from the floor, .442 from long range to go along with 3.1 assists, 2.1 rebounds and 1.2 steals ... earned East-Central all-District second team selection and an all-Area St. Louis Metro second team honors following his junior season ... also led his squad to a 26-4 record and an 11th place finish in 2008-09, a 25-4 mark and an eighth place showing in 2006-07 and a 19-6 mark during his freshman campaign in 2005-06.

PERSONAL:

Son of Rob and Diane Bazzell... has three older siblings (Ryan, Jamie and Robbie) ... majoring in communications.

SEASON STATS

Year	GP	GS	Min.	Avg.	FG	FGM	Pct.	Total					Rebounds												
								3FG	3FGA	3FG%	FT	FTA	FT%	Off.	Def.	Total	Avg.	PF	FO	Assts.	TO	Blocks	Steals	Pts.	Avg.
2010-11	33	33	1007	31.1	107	267	.352	43	122	.352	156	188	.830	13	108	121	3.7	48	0	106	72	9	22	413	12.5
2011-12	30	30	846	28.2	113	279	.405	34	95	.358	202	240	.842	9	111	120	4.0	37	1	124	61	3	21	462	15.4
Total	63	63	1853	29.4	220	546	.403	77	217	.355	358	428	.836	22	219	241	3.8	85	1	230	133	12	43	875	13.9





CAREER HIGHS

Points
27 vs. Urbana (2011-12)

Field Goals Made
6 Five Times

Field Goals Attempted
15 vs. Central State (2011-12)

3pt Field Goals Made
4 Two Times

3pt Field Goals Attempted
10 Two Times

Free Throws Made
21 vs. Urbana (2011-12)

Free Throws Attempted
22 vs. Urbana (2011-12)

Free Throw Percentage (Min. 5 attempts)
95% vs. Urbana (2011-12)

Assists
8 vs. Webster (2011-12)

Blocks
2 Two Times

Steals
3 vs. Culver-Stockton (2011-12)

Rebounds
8 Two Times

Offensive Rebounds
1 24 Times

Minutes
39 Two Times

Starts
33 (2011-12)



MICHAEL BOOS

GUARD • JUNIOR • 6-2

SUN PRAIRIE, WIS.

SUN PRAIRIE

21

LINDENWOOD:

2011-12 - Appeared in 25 games after dealing with a hand injury ... averaged just over 11 minutes a game ... compiled 5.8 points a game which was the seventh most on the team ... shot .454 from the field, .864 from the free throw line, and .459 from behind the three-point line ... scored in double figures in seven games ... scored a season-high 16 points in a win over Wilberforce ... made a three-pointer in 14 of 25 games he appeared in.

2010-11 - Appeared in all 35 games as a freshman ... started two games in his first season as a Lion ... as a freshman Boos established himself as a valuable option off the bench for Coach Soderberg ... averaged 5.8 points a game ... shot .445 from the field and .466 from behind the three-point line ... compiled a free-throw percentage of .708 ... scored a season-high 21 points in a win against Avila ... scored in double-figures 10 times as a freshman ... had two separate stretches of scoring in double figures for three straight games ... made at least one three pointer in 22 games ... made a season-high five three-pointers in a win over Central Methodist ... had six games where he was perfect from behind the three-point line.

HIGH SCHOOL:

Attended Sun Prairie ... led the team with 13.4 points a game last season and also averaged four rebounds, four assists, and three steals a game ... helped the squad go 15-10 and advance to the state sectional semifinals ... he was a first-team all-conference and all-area, an honorable mention all-state selection, and a Wisconsin Basketball Coaches Association all-star ... during his career, Boos scored 887 points and dished out 270 assists ... he also played for the Wisconsin Force AAU team.

PERSONAL:

Son of Katie and Jeff ... has one brother, Aaron ... exercise science major.



SEASON STATS

Year	GP	GS	Min.	Avg.	FG	FGM	Pct.	Total			FT	FTA	FT%	Off.	Def.	Rebounds				Blocks	Steals	Pts.	Avg.		
								3FG	3FGA	3FG%						Total	Avg.	PF	FO					Assts.	TO
2010-11	35	2	56.2	16.1	69	155	.445	48	103	.466	17	24	.708	6	28	34	1.0	46	0	21	37	0	15	203	5.8
2011-12	25	0	29.6	11.8	49	108	.454	28	61	.459	19	22	.864	7	16	23	0.9	28	1	17	19	0	4	145	5.8
Total	60	2	85.8	14.3	118	263	.449	76	164	.463	36	46	.783	13	44	57	1.0	74	1	38	56	0	19	348	5.8





CAREER HIGHS

Points 21 vs. Avila (2010-11)	Free Throws Made 6 vs. Wilberforce (2011-12)	Steals 2 Three Times
Field Goals Made 6 Two Times	Free Throws Attempted 7 vs. Wilberforce (2011-12)	Rebounds 4 vs. Baker (2010-11)
Field Goals Attempted 11 vs. Wilberforce (2011-12)	Free Throw Percentage (Min. 5 attempts) 86%..... vs. Wilberforce (2011-12)	Offensive Rebounds 2 Two Times
3pt Field Goals Made 5 Two Times	Assists 3 Two Times	Minutes 27 vs. Missouri Baptist (2010-11)
3pt Field Goals Attempted 8 vs. Webster (2011-12)	Blocks 0	Starts 2 (2010-11)



EFKAN EREN

FORWARD • SENIOR • 6-8

ISTANBUL, TURKEY

MAINE CENTRAL INSTITUTE

11

LINDENWOOD:

2011-12 - Appeared in 31 games and started 30 ... played an average of 21 minutes a game ... was sixth on the team in scoring with 7.3 points a game ... was first on the team in rebounds with 6.1 and second on the team with a total of 53 offensive rebounds ... scored in double-figures seven times ... scored a season and career-high 18 points against Menlo ... had two games with double digit rebounds ... led the team in rebounds in six games ... compiled at least one offensive rebound in all but seven games.

2010-11- Appeared in 24 games ... averaged 8.8 minutes a game ... averaged 2.5 points and 2.1 rebounds a contest ... compiled eight steals on the season ... shot .471 from the field ... scored a season-high 10 points against Evangel ... his best rebounding night came against William Jewell with seven.

PRIOR TO LINDENWOOD:

Played at Pitt Community College ... played in the 2010 JUCO Journal Southeast Invitational and Maximum Exposure Basketball Southeast Showcase ... chose Lindenwood over Oklahoma City University, Faulkner, and Montana State.

HIGH SCHOOL:

Started high school career in native Turkey at Renerbahce ... scored a career-high 48 points in a game ... during his first season he averaged 19.8 points and seven rebounds ... in 2008 he averaged 24 points and almost seven rebounds ... moved to the United States and attended Maine Central Institute ... scored 8.6 points a game and averaged 6.4 rebounds.

PERSONAL:

Son of Muammer and Gonul Eren ... has one sibling Eftal ... majoring in graphic design.



SEASON STATS

Year	GP	GS	Min.	Avg.	FG	FGM	Pct.	Total			FT	FTA	FT%	Off.	Def.	Rebounds									
								3FG	3FGA	3FG%						Total	Avg.	PF	FO	Assts.	TO	Blocks	Steals	Pts.	Avg.
2010-11	24	0	210	8.8	24	51	.471	1	4	.250	10	20	.500	12	38	50	2.1	29	0	3	16	0	8	59	2.5
2011-12	31	30	350	21.0	85	174	.489	9	27	.333	46	60	.767	53	135	188	6.1	67	0	21	42	2	14	225	7.3
Total	55	30	560	10.1	109	225	.484	10	31	.323	56	80	.700	65	173	230	4.2	96	0	24	59	2	22	284	5.2





CAREER HIGHS

Points
18 vs. Menlo (2011-12)

Field Goals Made
6 vs. Alaska-Fairbanks (2011-12)

Field Goals Attempted
11 vs. Alaska-Fairbanks (2011-12)

3pt Field Goals Made
2 Two Times

3pt Field Goals Attempted
4 vs. Northeastern State (2011-12)

Free Throws Made
6 vs. Menlo (2011-12)

Free Throws Attempted
6 vs. Menlo (2011-12)

Free Throw Percentage (Min. 5 attempts)
100% vs. Menlo (2011-12)

Assists
3 vs. Central Bible (2011-12)

Blocks
1 Two Times

Steals
3 vs. Concordia (2011-12)

Rebounds
11 vs. Tiffin (2011-12)

Offensive Rebounds
6 vs. Central Christian (2011-12)

Minutes
35 vs. Tiffin (2011-12)

Starts
32 (2011-12)



TYLER HARRIS

GUARD • SENIOR • 6-2

BARRY, ILL.

WESTERN

23

LINDENWOOD:

2011-12 - Appeared in 14 games ... averaged 1.5 points a game ... compiled four assists ... made five threes in 16 attempts ... averaged 5.5 minutes a game.

2010-11- Appeared in 14 games ... averaged 1.1 points a game ... tallied six assists ... averaged 4.7 minutes a game ... shot .278 from behind the three-point line.

2009-10- Appeared in 15 games with one start as a freshman ... averaged 4.5 minutes a game ... scored 1.1 points a game.

HIGH SCHOOL:

Twice named to the all-state basketball team ... an all-conference selection for four years ... named to the Quincy Herald Whig All-Area team ... a member of the Illinois All-Star team ... MVP of the Macomb Holiday Tournament ... three-time member of the Quincy Notre Dame Tip-off Tournament ... WIT all-tournament team member and leading scorer for two years.

PERSONAL:

The son of John and Deanne Harris ... has two siblings: Jordan and Kayce ... a physical therapy major.

SEASON STATS

Year	GP	GS	Min.	Avg.	Total								Rebounds												
					FG	FGM	Pct.	3FG	3FGA	3FG%	FT	FTA	FT%	Off.	Def.	Total	Avg.	PF	FO	Assts.	TO	Blocks	Steals	Pts.	Avg.
2009-10	15	1	67	4.5	5	18	.278	5	16	.313	1	2	.500	0	3	3	0.2	8	0	1	5	0	3	16	1.1
2010-11	14	0	66	4.7	5	21	.238	5	18	.278	0	2	.000	0	8	8	0.6	6	0	6	2	0	3	15	1.1
2011-12	13	0	72	5.5	7	19	.368	5	16	.313	1	3	.333	1	6	7	0.5	2	0	4	2	0	1	20	1.5
Total	42	1	205	4.9	17	57	.298	15	50	.300	2	7	.285	1	17	18	0.4	16	0	11	9	0	7	51	1.2





CAREER HIGHS

Points 11vs. Concordia (2011-12)	Free Throws Made 1 2 times	Steals 1 7 times
Field Goals Made 4.....vs. Concordia (2011-12)	Free Throws Attempted 2vs. Lincoln (2011-12)	Rebounds 3vs. Concordia (2011-12)
Field Goals Attempted 7vs. Concordia (2011-12)	Free Throw Percentage (Min. 5 attempts) N/A	Offensive Rebounds 1vs. Victory (2011-12)
3pt Field Goals Made 3 2 times	Assists 2vs. Concordia (2011-12)	Minutes 14..... vs. Central Christian (2011-12)
3pt Field Goals Attempted 6vs. Concordia (2011-12)	Blocks N/A	Starts N/A



GARRETT REEG

FORWARD • JUNIOR • 6-6

ST. LOUIS, MO.

OAKVILLE

3

LINDENWOOD:

2011-12 - Appeared and started all 31 games his sophomore season ... was third on the team in scoring with 10.9 points a game ... his 6.0 rebounds a game were second best ... led the team in shooting percentage at a clip of 59 percent ... first on the team with 65 offensive rebounds ... compiled eight blocks ... scored a season-high and career-high in points with 25 against La Sierra ... recorded two double-doubles ... had three games where he grabbed double-figures in rebounds ... made nine threes in 22 attempts ... made at least two field goals in every game but three ... made a season-high 10 field goals in a win over Concordia Seminary ... led the team in scoring three times and rebounds seven times.

2010-11 - Played in all 35 games with five starts as a freshman ... during his first season of college basketball Reeg was one of the best freshman post players in the HAAC ... started five games for the Lions in replace of an injured Brett Thompson ... averaged 5.2 points and 4.0 rebounds ... was third on the team in rebounds ... shot a team-high .590 from the field ... blocked 12 shots which was the fourth most on the team ... compiled 46 offensive rebounds ... scored in double


figures six times ... recorded one double-double on the year after scoring 16 points and grabbing 15 rebounds against Benedictine ... appeared in all five of the Lions postseason contests.

HIGH SCHOOL:

Attended Oakville ... member of a fourth place and second place state team ... nearly averaged a double-double last season with 16.9 points and 9.6 rebounds a game ... led Oakville to a 27-5 record and a runner-up finish in the state tournament his senior season ... named a first-team all-state and all-conference performer, and was second-team all-metro ... named to the all-tournament team at the Collinsville/Schnucks Holiday Classic after leading the tournament with 25 points a game ... during his four-year career he scored 1,055 points and grabbed 810 rebounds ... played for the St. Louis Salukis AAU squad.

PERSONAL:

Son of Grant and Beth Reeg ... has one sister Kayla ... majoring in business.



SEASON STATS

Year	GP	GS	Min.	Avg.	FG	FGM	Pct.	Total			FT	FTA	FT%	Off.	Def.	Rebounds				Blocks	Steals	Pts.	Avg.		
								3FG	3FGA	3FG%						Total	Avg.	PF	FO					Assts.	TO
2010-11	35	5	547	15.6	62	105	.590	0	1	.000	59	101	.584	46	94	140	4.0	48	0	14	20	12	10	183	5.2
2011-12	31	31	688	22.2	126	214	.589	9	22	.409	78	123	.634	65	121	186	6.0	71	0	22	45	8	19	339	10.9
Total	66	36	1235	18.7	188	319	.589	9	23	.391	137	224	.6612	111	215	326	5.0	119	0	36	65	20	29	522	7.9





CAREER HIGHS

Points 21vs. Concordia (2011-12)	Free Throws Made 5 Two Times	Steals 3vs. Southwest Baptist (2011-12)
Field Goals Made 10vs. Concordia (2011-12)	Free Throws Attempted 12vs. Tiffin (2011-12)	Rebounds 15vs. Benedictine (2010-11)
Field Goals Attempted 13 vs. Concordia (2/12)	Free Throw Percentage (Min. 5 attempts) 80%.....Three Times	Offensive Rebounds 6 Two Times
3pt Field Goals Made 1Five Times	Assists 3 vs. Graceland (2011-12)	Minutes 35Alaska-Fairbanks
3pt Field Goals Attempted 2Four Times	Blocks 2 Two Times	Starts 33 (2011-12)



TYLER RESSEL

GUARD • JUNIOR • 6-1

WASHINGTON, MO.

ST. FRANCIS BORGIA

31

LINDENWOOD:

2011-12 - Appeared in all 31 games and started one game in place of an injured Alex Bazzell ... was the first person that was called off the bench ... averaged 20.4 minutes a game ... led the team in three-point shooting with 65 makes, 139 attempts, and 47 percent ... missed just eight free throws in 53 attempts ... averaged 9.3 points a game which was fourth on the team ... turned the ball over 20 times compared to 40 assists ... compiled 17 steals ... averaged 1.6 rebounds a game ... led the team in scoring one time ... made a three-pointer in all but four games he appeared in ... made at least three three-pointers in 11 games ... made all five threes he took in a win over Urbana ... scored a season and career-high 19 points in a win over Central Christian ... scored in double figures 14 times ... made his first 19 free throws he attempted.

PRIOR TO LINDENWOOD:


Attended Missouri Southern ... appeared in 11 games as a freshman ... averaged 0.9 points a game ... was two for three from behind the three-point line.

HIGH SCHOOL:

Attended St. Francis Borgia ... a four-year starter ... during his senior season, he helped the Knights to the Class 4 State Championship for the second-straight season ... averaged 14.8 points, 2.9 rebounds, 7.7 assists and 2.6 seals, while shooting 45 percent from the field and 37 percent from behind the arc ... earned All-Conference, All-District and All-State honors ... was a second team All-District and All-State selection as a junior ... as a junior, Ressel averaged 10.9 points per game, 2.5 assists, 2.0 rebounds and 1.7 steals, while shooting 43 percent from the field and 85 percent from the free-throw line ... was second on the team with 54 three pointers, shooting 37 percent from long range ... as a sophomore, he was a second-team All-District selection, as well.

PERSONAL:

Son of Richard and Daphne ... majoring in finance.



SEASON STATS

Year	GP	GS	Min.	Avg.	FG	FGM	Pct.	Total			FT	FTA	FT%	Off.	Def.	Rebounds		PF	FO	Assts.	TO	Blocks	Steals	Pts.	Avg.
								3FG	3FGA	3FG%						Total	Avg.								
2011-12	31	1	631	204	89	187	.476	65	139	.468	45	53	.849	4	47	51	1.6	30	2	40	20	4	17	288	9.3
Total	31	1	631	204	89	187	.476	65	139	.468	45	53	.849	4	47	51	1.6	30	2	40	20	4	17	288	9.3





CAREER HIGHS

Points 19 vs. Central Christian (2011-12)	Free Throws Made 4 Three Times	Steals 2 Two Times
Field Goals Made 7 vs. Central Christian (2011-12)	Free Throws Attempted 5 vs. McKendree (2011-12)	Rebounds 5 vs. Victory (2011-12)
Field Goals Attempted 12 vs. Central Christian (2011-12)	Free Throw Percentage (Min. 5 attempts) 40% vs. McKendree (2011-12)	Offensive Rebounds 1 Four Times
3pt Field Goals Made 5 Two Times	Assists 3 Five Times	Minutes 29 vs. Daemen (2011-12)
3pt Field Goals Attempted 9 vs. Central Christian (2011-12)	Blocks 1 vs. Culver-Stockton (2011-12)	Starts 1 (2011-12)



DARRIS SMITH

GUARD • SOPHOMORE • 5-11

ST. LOUIS, MO.

HAZELWOOD WEST

1

LINDENWOOD:

2011-12 - Appeared in 30 games ... played an average of 12.5 minutes a game ... averaged 2.9 points and 0.9 rebounds a game ... shot .704 from the free throw line and .337 from the field ... compiled 28 assists compared to 22 turnovers ... scored a career-high 10 points and dished out four assists in a win against Central Bible ... had six games when he made all of his free-throw attempts.

HIGH SCHOOL:

Attended Hazelwood West High School ... is the all-time leading scorer in school history ... in three seasons he averaged 17.7 points ... named to the first team all-conference twice and to the second team his sophomore season ... led the team in scoring in all three of his varsity seasons ... during his sophomore season he averaged 16.9 points and shot over 46% from the field ... averaged 2.3 rebounds and just over one steal a game ... averaged 18.5 points a game his junior season ... shot 72 percent from the field and 72 from behind the three-point line (47-65) ... compiled 27 steals and 24 assists ... in his final season he averaged 17.8 points and 3.6 rebounds ... was sixth in the area with 3.44 assists a game ... compiled 93 steals his senior

season ... shot 48% from the field and 42% from behind the three point line.



Year	GP	GS	Min.	Avg.	FG	FGM	Pct.	Total			FT	FTA	FT%	Off.	Def.	Rebounds		PF	FO	Assts.	TO	Blocks	Steals	Pts.	Avg.
								3FG	3FGA	3FG%						Total	Avg.								
2011-12	30	0	374	12.5	32	95	.337	4	33	.121	19	27	.704	1	27	28	0.9	19	0	28	22	2	11	87	2.9
Total	30	0	374	12.5	32	95	.337	4	33	.121	19	27	.704	1	27	28	0.9	19	0	28	22	2	11	87	2.9





CAREER HIGHS

Points
10 vs. Central Bible (2011-12)

Field Goals Made
4 vs. Central Bible (2011-12)

Field Goals Attempted
9 Two Times

3pt Field Goals Made
1 Five Times

3pt Field Goals Attempted
4 Two Times

Free Throws Made
3 vs. Central Christian (2011-12)

Free Throws Attempted
4 vs. Central Christian (2011-12)

Free Throw Percentage (Min. 5 attempts)
N/A

Assists
4 vs. Central Bible (2011-12)

Blocks
1 Two Times

Steals
2 vs. Central Bible (2011-12)

Rebounds
3 Four Times

Offensive Rebounds
1vs. Southwest Baptist (2011-12)

Minutes
20 Two Times

Starts
N/A



CODY SORENSON

FORWARD • SENIOR • 6-5

ST. CHARLES, MO.

FRANCIS HOWELL

22

LINDENWOOD:

2011-12 - Appeared in 30 games in his first season at Lindenwood ... averaged the most minutes off the bench with 21.3 ... was fifth on the team in scoring with 7.7 ... was third on the team in rebounds with 5.0 ... shot 86 percent from the free throw line, only missed five attempts in 35 tries ... shot 56 percent from the field and 45 percent from behind the three-point line ... led the team with 18 blocked shots ... scored in double figures seven times ... recorded his first double-double as a Lion in a win against McKendree when he scored 14 points and grabbed 14 rebounds ... had at least three rebounds in every game but four ... made at least one three pointer in every game but three ... was second the team in blocked shots in five seperate games.

PRIOR TO LINDENWOD:

Maryville University- 2010-11 Played in 25 games and averaged 25.4 minutes per game ... averaged 8.0 points and 3.2 rebounds per game ... accumulated 14 blocks, 13 steals and 34 assists.

2009-10- Recorded first career double-double against Indianapolis with 12 points and 10

rebounds on Jan. 7 ... tallied second double-double with 16 points and 12 rebounds against Northern Kentucky on Jan. 18 ... recorded third double-double in the next game against Wisconsin-Parkside on Jan. 23 with 10 points and a career-best 14 rebounds ... started in 15 of 26 games played ... averaged third on the team in 7.1 points per game and second with 5.1 rebounds per game ... lead team in 3-point field goal percentage (45%) ... added 22 assists, 8 steals and 6 blocks ... named team's Newcomer of the Year.

HIGH SCHOOL:

Two-time First-team All-Conference selection ... ranks as No. 2 in career points (1,288), rebounds (757) and blocks (226) in Francis Howell's program history ... McDonald's All-American nominee ... named Honorable Mention (All-Metro) in St. Louis for two years.

PERSONAL:

Son of T.J. and Donna Sorenson ... has two siblings (Chris and Dana) ... majoring in criminal justice.



SEASON STATS

Year	GP	GS	Min.	Avg.	Total										Rebounds										
					FG	FGM	Pct.	3FG	3FGA	3FG%	FT	FTA	FT%	Off.	Def.	Total	Avg.	PF	FO	Assts.	TO	Blocks	Steals	Pts.	Avg.
2011-12	30	0	639	21.3	83	149	.557	35	77	.455	30	35	.857	38	111	149	5.0	30	0	19	10	18	10	231	7.7
Total	30	0	639	21.3	83	149	.557	35	77	.455	30	35	.857	38	111	149	5.0	30	0	19	10	18	10	231	7.7





CAREER HIGHS

Points 16vs. Central State (2011-12)	Free Throws Made 7vs. Central Oklahoma (2011-12)	Steals 2vs. Menlo (2011-12)
Field Goals Made 6 Two Times	Free Throws Attempted 8vs. Central Oklahoma (2011-12)	Rebounds 14 vs. McKendree (2011-12)
Field Goals Attempted 10 vs. McKendree (2011-12)	Free Throw Percentage (Min. 5 attempts) 88%.....vs. Central Oklahoma (2011-12)	Offensive Rebounds 5 vs. McKendree (2011-12)
3pt Field Goals Made 3 Two Times	Assists 2 Two Times	Minutes 35vs. Central State (2011-12)
3pt Field Goals Attempted 5vs. Mid-Continent (2011-12)	Blocks 4vs. Webster (2011-12)	Starts N/A



RICHIE THOMPSON

FORWARD • SENIOR • 6-5

HARVEY, ILL.

THORNTON

13

LINDENWOOD:

2011-12 - Appeared and started all 31 games in his first year as a Lion ... averaged 5.3 points and 4.8 rebounds ... shot 50 percent from the field and 71 percent from the free throw line ... led the team in blocks with 31 ... compiled 21 steals which was the second most on the team ... scored in double figures on five separate occasions ... compiled double figure rebounds in four games ... recorded two double-doubles on the year .. had a career high in points and rebounds against Mid-Continent when he went for 14 and 12.

PRIOR TO LINDENWOOD:

Attended Kirkwood Community College ... averaged 7.1 points and 5.7 rebounds a game ... named second team all-region ... member of a team that finished third and fifth nationally ... named the team's co-MVP.

HIGH SCHOOL:

Attended Thornton ... averaged 14 points and 10 rebounds his senior season ... named to the first-team all-conference and first-team all-area ... during his senior season team finished third in the state ... compiled an overall record of 99-16 during his high school career.

PERSONAL:

Son of Richie Thompson and Barbara Reed ... has three siblings, Kevin, Devonte, and Aaron Epps ... majoring in business administration.



SEASON STATS

Year	GP	GS	Min.	Avg.	FG	FGM	Pct.	Total			FT	FTA	FT%	Off.	Def.	Rebounds				Blocks	Steals	Pts.	Avg.		
								3FG	3FGA	3FG%						Total	Avg.	PF	FO					Assts.	TO
2011-12	31	31	680	21.9	62	124	.500	2	8	.250	37	52	.712	44	104	148	4.8	51	0	23	38	31	21	163	5.3
Total	31	31	680	21.9	62	124	.500	2	8	.250	37	52	.712	44	104	148	4.8	51	0	23	38	31	21	163	5.3





CAREER HIGHS

Points
14 vs. Mid-Continent (2011-12)

Field Goals Made
5 Three Times

Field Goals Attempted
9 vs. Mid-Continent (2011-12)

3pt Field Goals Made
1 Two Times

3pt Field Goals Attempted
1 Eight Times

Free Throws Made
5 vs. Tiffin (2011-12)

Free Throws Attempted
8 vs. Tiffin (2011-12)

Free Throw Percentage (Min. 5 attempts)
80% vs. Lincoln (2012-12)

Assists
4 vs. Concordia (2011-12)

Blocks
4 Two Times

Steals
2 Three Times

Rebounds
12 Two Times

Offensive Rebounds
4 Three Times

Minutes
35 vs. Northeastern State (2011-12)

Starts
33 (2011-12)



BRETT THOMPSON

CENTER • SENIOR • 6-11

VIENNA, ILL.

VIENNA

41

LINDENWOOD:

2011-12 - Redshirted due to injury.

2010-11 - Appeared in 31 games including 27 starts ... was fourth on the team in scoring with 7.8 points ... led the team in rebounding with 6.2 rebounds a game ... was second on the team in blocks with 28 ... shot 56 percent from the field and 62 percent from the free-throw line ... grabbed a total of 191 rebounds including 49 on the offensive glass ... scored in double figures 11 times ... compiled three double-doubles.

2009-10- Appeared in 23 games while starting 22 ... honorable mention All-HAAC ... was second on the team with an average of 12.4 points scored ... led the team with a shooting percentage of 59% ... averaged 1.7 blocks a night which was the most on the team ... recorded 14 double-digit scoring games ... compiled five double-doubles ... scored a career-high in points with 22 against William Jewell and also grabbed 10 rebounds and had three blocks.

PRIOR TO LINDENWOOD:

Attended Saint Louis University for one year ... played in 30 games and started seven of

them ... averaged 2.0 points and 2.5 rebounds a game ... second on the team with 16 blocks ... made 13-of-18 free throw attempts ... recorded eight assists and six steals.

HIGH SCHOOL:

First-team all-state selection as a senior ... McDonald's All-American nominee ... set school records with 1,776 career points and 1,008 career rebounds ... as a senior, averaged 20 points, 11 rebounds and seven blocks a game ... as a junior, earned honorable mention all-state honors and fourth-team all-state by the Chicago Sun-Times ... rated by Rivals.com as the No. 18 center in the nation and rated by Scout.com as the No. 29 center ... participated in the Pangos All-American camp.



SEASON STATS

Year	GP	GS	Min.	Avg.	FG	FGM	Pct.	Total			FT	FTA	FT%	Off.	Def.	Rebounds		PF	FO	Assts.	TO	Blocks	Steals	Pts.	Avg.
								3FG	3FGA	3FG%						Total	Avg.								
2009-10	23	22	586	25.5	117	197	.594	3	23	.130	48	68	.706	42	113	155	6.7	71	2	19	53	38	6	285	12.4
2010-11	31	27	653	21.1	92	163	.564	2	6	.333	57	92	.620	49	142	191	6.2	85	4	39	57	28	9	243	7.8
2011-12	DNP - Redshirted																								
Total	54	49	1239	22.9	209	360	.580	5	29	.172	105	160	.656	91	255	346	6.4	156	6	58	110	66	15	528	9.8





CAREER HIGHS

Points
24vs. Benedictine (2009-10)

Field Goals Made
10 Two Times

Field Goals Attempted
16 vs. William Jewell (2009-10)

3pt Field Goals Made
1Five Times

3pt Field Goals Attempted
3 vs. Evangel (2009-10)

Free Throws Made
5Four Times

Free Throws Attempted
8 vs. Culver-Stockton (2010-11)

Free Throw Percentage (Min. 5 attempts)
83%..... vs. Central Methodist (2010-11)

Assists
4Three Times

Blocks
5 vs. Graceland (2009-10)

Steals
2Three Times

Rebounds
14vs. Benedictine (2009-10)

Offensive Rebounds
5 vs. William Jewell (2009-10)

Minutes
42 vs. William Jewell (2009-10)

Starts
27 (2010-11)



BRANDON MARQUARDT

GUARD • FRESHMAN • 6-2

OSH KOSH, WISC.

OSH KOSH

2

High School:

Attended Oshkosh West ... was named the Area Player of the Year ... after his junior season he was named to the all-conference ... averaged 21 points, six rebounds, and eight assists his senior season ... holds school record for points in a game with 41.

Personal:

Son of Tom and Katie ... has one brother, Blake ... majoring in business administration.



AARON RAMIREZ

FORWARD • FRESHMAN • 6-5

SANTA ROSA, TEXAS

SANTA ROSA

5

High School:

Attended Santa Rosa ... named to the All-State team twice ... after his senior season was named the district 32-2A MVP.

Personal:

Son of Maria Ramirez ... has four siblings (Isiah, Dawson, Zecharia, and Charlesia) ... majoring in criminal justice.



LOGAN JAEHNAN

FORWARD • FRESHMAN • 6-7

LAWRENCBURG, IND.

EAST CENTRAL

50

High School:

Attended Oshkosh West ... was named the Area Player of the Year ... after his junior season he was named to the all-conference ... averaged 21 points, six rebounds, and eight assists his senior season ... holds school record for points in a game with 41.

Personal:

Son of Tom and Katie ... has one brother, Blake.





TAYLOR AKERS

GUARD • FRESHMAN • 6-1

ORLANDO, FLA.

FIRST ACADEMY

20

High School:

Attended The First Academy in Orlando, Fla. ... averaged 15.3 points, 2.5 assists, and 3.5 rebounds ... was named to the 2011 FHSAA 2A state championship all-tournament team.

Personal:

Son of Jim and Kristie Akers ... has one brother, Zack ... majoring in finance.



MAXIME BRISSAC

GUARD • SOPHOMORE • 6-2

PARIS, FRANCE

JULES FERRY

30

High School:

Attended Jules Ferry.

Personal:

Son of Sabine De La Marinais and Roland Brissac ... has two siblings (Eliot and Naomie) ... majoring in exercise science.





19





ATA

12

TM





MIAA Conference

THE MID-AMERICA INTERCOLLEGIATE ATHLETICS ASSOCIATION



The Mid-America Intercollegiate Athletics Association, a 15-member conference (beginning in 2012-13) of NCAA Division II institutions in Missouri, Kansas, and Nebraska, was first organized in 1912 as the Missouri Intercollegiate Athletic Association.

Over the past 100 years, the MIAA has gained the reputation of being one of the top NCAA Division II conferences in the nation. MIAA student-athletes have won 15 NCAA team championships and, since 1964, more than 160 individual national titles. The MIAA currently conducts championships in eight sports for men and nine for women.

For the men, champions are crowned in football, cross country, basketball, indoor and outdoor track & field, baseball, tennis and golf. The women compete for titles in volleyball, cross country, soccer, basketball, indoor and outdoor track & field, softball, golf and tennis.

The MIAA turned a new page on July 1, 1992, when the NCAA Division II conference changed its name from the Missouri Intercollegiate Athletic Association to the Mid-America Intercollegiate Athletics Association.

The decision to make the change originated in 1989, when Pittsburg State University and Washburn University became the first schools outside the state of Missouri to gain membership in the MIAA.

The conference was first organized in 1912 with 14 member institutions. Of those original members, the University of Central Missouri, Truman State University, and Northwest Missouri State University still remain a part of the MIAA.

The first change in membership came in 1924, when the MIAA reorganized to include only the five regional Missouri state colleges: Central, Truman (at the time known as Northeast Missouri State), Northwest, Southeast Missouri State University, and Southwest Missouri State University (now Missouri State).

Over the next 56 years, three schools joined the membership: the Missouri School of Mines (later the University of Missouri-Rolla) in 1935, Lincoln University in 1970, and the University of Missouri-St. Louis in 1980.

The 1980s brought the biggest changes in the conference. In 1981, Southwest Missouri State University opted to move to NCAA Division I and the MIAA appointed its first full-time commissioner, Ken Jones, in July.

He would be in the position for 16 years, retiring in 1997. Former Gulf South and Metro commissioner Ralph McFillen succeeded Jones, serving 10 years before his retirement in 2007. Jim Johnson

succeeded McFillen in July of that year and served as commissioner until September of 2010. Dr. Bob Boerigter succeeded Johnson in September 2010.

Southwest Baptist University brought membership back to eight schools in 1986, before the major expansion of the conference in 1989. Pittsburg State, Washburn, Missouri Southern State College (now University), and Missouri Western State College (now University) formerly members of the Central States Intercollegiate Conference began competition in the 1989-90 season.

Southeast Missouri State left the MIAA following the 1990-91 season to move on to NCAA Division I, and was replaced by Emporia State University in the 1991-92 season.

In August 1991, Judy Willson was hired as the MIAA's first full-time sports information director. She left in 1994, and was succeeded by Matt Newbery, formerly the assistant sports information director at Pittsburg State. He became the assistant to the commissioner for media relations in 2005. Kellen Coleman replaced Newbery in 2009 as the Director of Communications. A third full-time staff member was added in 2005, as former Emporia State track and field athlete Natasha Oakes was hired as the assistant to the commissioner for compliance. She became the Assistant Commissioner for Compliance and Internal Operations/SWA before being succeeded by Renee Hultgren in 2010. The current MIAA Assistant Commissioner for Compliance and Internal Operations/SWA, Amber Feldman, replaced Hultgren in 2011. Larry House joined the staff in August 2007 as coordinator of external affairs and is now the assistant commissioner for championships and business development.

The current membership of the MIAA is at 11 schools, with the departure of Missouri-St. Louis in 1996 and Missouri-Rolla in 2005, the forfeiture of membership by Lincoln in 1999, the addition of Fort Hays State University in 2006 and the University of Nebraska Omaha in 2008, the re-joining of Lincoln in 2010, and the departure of Nebraska Omaha in 2011.

On July 29, 2010, the MIAA CEO Council voted to extend invitations to the University of Central Oklahoma and Northeastern State University to become members of the league, and on September 24, 2010, it voted to extend invitations to the University of Nebraska-Kearney and Lindenwood University to become conference institutions, beginning in 2012-13.



Dr. Bob Boerigter
Commissioner



Larry House
Assistant
Commissioner for
Championships
and Business
Development



Amber Feldman
Assistant
Commissioner for
Compliance and
Internal
Operations



Josh Slaughter
Director of
Communications





MIAA Conference



Central Oklahoma Bronchos
Location: Edmond, Okla.
Enrollment: 17,101
First Year in the MIAA: 2012



Central Missouri Mules
Location: Warrensburg, Mo.
Enrollment: 11,000
First Year in the MIAA: 1912



Emporia State Hornets
Location: Emporia, Kan.
Enrollment: 6,528
First Year in the MIAA: 1991



Fort Hays Stae Tigers
Location: Fort Hays, Kan.
Enrollment: 12,802
First Year in the MIAA: 2006



Lincoln Blue Tigers
Location: Jefferson City, Mo.
Enrollment: 3,200
First Year in the MIAA: 1970



Missouri Southern Lions
Location: Joplin, Mo.
Enrollment: 5,740
First Year in the MIAA: 1989



Missouri Western State Griffins
Location: St. Joseph's, Mo.
Enrollment: 6,134
First Year in the MIAA: 1989



Northeastern State River Hawks
Location: Tahlequah, Okla.
Enrollment: 6,964
First Year in the MIAA: 2012



Northwest Missouri State Bearcats
Location: Maryville, Mo.
Enrollment: 7,200
First Year in the MIAA: 1912



Pittsburg State Gorillas
Location: Pittsburg, Kan.
Enrollment: 7,277
First Year in the MIAA: 1989



Southwest Baptist Bearcats
Location: Bolivar, Mo.
Enrollment: 3,400
First Year in the MIAA: 1986



Truman State Bulldogs
Location: Kirksville, Mo.
Enrollment: 6,000
First Year in the MIAA: 1912



Nebraska Kearney Lopers
Location: Kearney, Neb.
Enrollment: 5,104
First Year in the MIAA: 2012



Washburn Ichabods
Location: Topeka, Kan.
Enrollment: 7,200
First Year in the MIAA: 1989





Opponents

CENTRAL MISSOURI

FEB. 13 • 7:30 P.M.
WARRENSBURG, MO.

ucmo.edu/athletics

GENERAL INFORMATION

Location: Warrensburg, Mo.
Enrollment: 12,000
Founded: 1871
Colors: Cardinal and Black
Conference: MIAA
Arena: UCM Multipurpose Building
President: Dr. Chuck Ambrose
AD: Kathy Anderson and Shawn Jones



Kim Anderson



Dominique Long

2012-13 SCHEDULE

November	
10	Webster
17	Culver Stockton
23	Southwest Minnesota
24	Upper Iowa
27	Quincy
December	
5	at Fort Hays State
8	Emporia State
15	William Woods
18	Dixie State
19	Arkansas-Fort Smith
January	
2	Southwest Baptist
9	Northeastern State
12	Pittsburg State
16	at Nebraska-Kearney
19	at Truman State
23	Missouri Western
26	Northwest Missouri State
30	at Lincoln
February	
2	at Lindenwood
7	at Central Oklahoma
9	at Missouri Southern
13	Lindenwood
16	Lincoln
23	at Southwest Baptist
27	Truman State
March	
2	at Washburn

TEAM INFORMATION

2011-12 Record: 19-8
Conference Record: 15-5 (T-1st)
Starters R/L: 4/1
Letterwinners R/L: 7/4
Series: First Meeting
Last Meeting: N/A

MEDIA INFORMATION

SID: Mike Knipper
Email: knipper@ucmo.edu
Office Phone: 660-543-4312
Cell Phone: 660-422-2757
Fax: 660-543-8034

ROSTER

No.	Name	Pos.	Ht.	Wt.	Yr.	Hometown
00	Matt Webb	F/C	6-8	250	Sr.	Kansas City, Mo.
1	Ryan Magdziarz	G/F	6-3	215	Jr.	Overland Park, Mo.
3	Dominique Newton	G	6-0	190	Sr.	Kansas City, Mo.
4	Preston Brunz	G	6-1	195	Jr.	Mankato, Minn.
5	Lance Beckwith	G	6-0	185	Sr.	Raleigh, N.C.
10	DJ Slifer	G	6-2	175	Sr.	Warrensburg, Mo.
11	Dominique Long	F	6-6	185	Sr.	Waynesville, Mo.
12	Widgett Washington	G	6-0	160	Sr.	Kansas City, Mo.
15	Garrett Sandbothe	F	6-7	215	So.	Lee's Summit, Mo.
21	Jon Gilliam	G	6-2	180	Jr.	Paris, Mo.
22	Preston Oakes	G	6-4	205	Fr.	Kansas City, Mo.
23	Reggie Stallings	G	6-4	200	Sr.	Flint, Mich.
24	Alex Dean	F	6-6	245	Sr.	Milwaukee, Wis.
30	Andrew Whitehead	F	6-7	220	Jr.	Phoenix, Ariz.
32	Charles Hammork	G	6-6	190	Jr.	New Orleans, La.
33	Zach Bush	F	6-7	195	Jr.	Colfax, La.
41	Joseph Dabis	F	6-5	195	So.	Sylva, N.C.

CENTRAL OKLAHOMA

JAN. 12 • 3:00 P.M.
ST. CHARLES, MO.

bronchosports.com

GENERAL INFORMATION

Location: Edmond, Okla.
Enrollment: 17,110
Founded: 1890
Colors: Bronze and Blue
Conference: MIAA
Arena: Hamilton Field House
President: Dr. Don Betz
Athletics Director: Joe Mueller



Terry Evans



Spencer Smith

2012-13 SCHEDULE

November	
15	Southwest Christian
17	Oklahoma City
20	Mid-America Christian
27	Oklahoma Christian
December	
6	at Pittsburg State
8	at Southwest Baptist
January	
3	Missouri Western
5	Washburn
10	at Truman State
12	at Lindenwood
16	Northeastern State
19	Northwest Missouri
27	at Emporia State
30	at Fort Hays State
February	
1	at Nebraska-Kearney
7	Central Missouri
9	Lincoln
13	Emporia State
21	at Missouri Southern
23	Pittsburg State
27	at Northeastern State
March	
2	Missouri Southern

COACHING STAFF

Head Coach: Terry Evans
Alma Mater: Oklahoma (1992)
Record/School: 208-90 (11th Season)
Record/Overall: Same
Assistant Coaches:
Rodney Dindy (East Central)
Office Phone: 405-974-2145

TEAM INFORMATION

2011-12 Record: 15-11
Conference Record: N/A
Starters R/L: 2/3
Letterwinners R/L: 2/9
Series: First Meeting
Last Meeting: N/A

MEDIA INFORMATION

SID: Mike Kirk
Email: mkirk@uco.edu
Office Phone: 405-974-2142
Cell Phone: 405-615-2233
Fax: 660-543-8034

ROSTER

No.	Name	Pos.	Ht.	Wt.	Class	Hometown
0	Josh Davis	F	6-5	250	Sr.	Spencer, Okla.
1	Antonio Ross	F	6-7	230	Sr.	Tulsa, Okla.
2	Josh Gibbs	F	6-5	235	Jr.	Kansas City, Mo.
3	Seth Heckart	G	6-0	175	Fr.	Woodward, Okla.
4	Terrell Savala	G	6-3	190	Fr.	Edmond, Okla.
5	Garrett Hermanski	G/F	6-5	190	Fr.	Edmond, Okla.
11	Jamell Cormier	G	6-0	180	Sr.	Still Water, Okla.
12	Gabe Houston	G	5-9	160	Fr.	Oklahoma City, Okla.
13	Rico Hogan	G	6-0	180	Fr.	Norman, Okla.
14	James Watson	F	6-8	230	Jr.	Stringtown, Okla.
20	Jacob Strassle	G	6-3	205	Fr.	Mustang, Okla.
21	Cal Andrews	F	6-7	200	Fr.	Washington, Okla.
23	D.J. Mahone	G	6-4	210	Fr.	Tulsa, Okla.
24	Christian Huffman	F	6-5	175	Jr.	Midwest City, Okla.
30	Nic Combs	G	6-0	175	Jr.	Edmond, Okla.
32	June Carter	F	6-7	200	Sr.	Oklahoma City, Okla.
33	Spencer Smith	F	6-6	220	Sr.	Spulpa, Okla.

MULES

BRONCHOS





Opponents

FORT HAYS STATE

JAN. 24 • 7:30 P.M.
ST. CHARLES, MO.

fhsuathletics.com

TIGERS

GENERAL INFORMATION

Location: Hays, Kan.
Enrollment: 11,883
Founded: 1902
Colors: Black and Gold
Conference: MIAA
Arena: Gross Memorial
President: Edward Hammond
Athletics Director: Curtis Hammeke



Mark Johnson



Ben Congiuste

2012-13 SCHEDULE

November	
10	McPherson College
13	Bethany College (Kan.)
17	Northwest Okla. State at Newman
24	Central Christian
28	
December	
5	Central Missouri at Missouri Western
8	at Okla.-Panhandle State
15	Sterling College
17	S. Dakota School of Mines
29	
January	
3	at Northeastern State
5	at Emporia State
10	Washburn
16	Southwest Baptist at Pittsburg State
19	at Lindenwood
24	at Truman State
26	Central Oklahoma
30	
February	
2	Missouri Southern
6	Northwest Missouri State
9	Nebraska-Kearney at Northwest Missouri State
13	at Nebraska-Kearney
16	at Washburn
23	Missouri Western
27	
March	
1	Lincoln

COACHING STAFF

Head Coach: Mark Johnson
Alma Mater: Pittsburg State
Record/School: 226-98 (12th season)
Record/Overall: Same
Assistant Coaches:
Jeremy Brown (Fort Hays State)
Jerrod Stanford (Sterling College)
Office Phone: 785-628-4355

TEAM INFORMATION

2011-12 Record: 19-9
Conference Record: 7-3
Starters R/L: 0/5
Letterwinners R/L: 4/10
Series: First Meeting
Last Meeting: N/A

MEDIA INFORMATION

SID: Ryan Prickett
Email: rprickett@fhsu.edu
Office Phone: 785-628-5903
Cell Phone: 785-635-0434
Fax: 785-628-5800

ROSTER

No.	Name	Pos.	Ht.	Wt.	Class	Hometown
1	Lance Russell	G	6-5	195	Sr.	Wichita, Kan.
2	Craig Nicholson	G	5-8	160	Fr.	Wichita, Kan.
4	Carson Konrade	G	6-3	170	Jr.	Spearville, Kan.
5	Tomislav Gabric	G	6-6	185	Jr.	Split, Croatia
10	Jason Ball	G	6-1	180	Sr.	Hays, Kan.
11	Nicholas Capiti	G	6-1	190	Jr.	Oakland, Calif.
12	Andrew Victoria	C	6-8	230	Jr.	Bridgeport, Conn.
13	Ben Congiusta	G	6-2	185	Sr.	Sydney, Australia
15	Marty Wendel	F	6-6	210	Jr.	Ingalls, Kan.
20	Chase Waldman	G	6-2	185	Jr.	Grinnell, Kan.
22	Scott Ochs	C	6-7	240	Jr.	Quinter, Kan.
30	Austin Brown	F	6-5	185	Fr.	Olathe, Kan.
31	Dwayne Brunson	F	6-7	220	Sr.	Queens, N.Y.
44	Rundell Mauge	C	7-0	270	Sr.	Cedros, Trinidad & Tobago

GREENVILLE

NOV. 9 • 7:30 P.M.
ST. CHARLES, MO.

greenville.edu/athletics

PANTHERS

GENERAL INFORMATION

Location: Greenville, Ill.
Enrollment: 1,279
Founded: 1892
Colors: Orange and Black
Conference: SLIAC
Arena: H.J. Long Burrit Gymnasium
President: N/A
Athletics Director: Doug Falkner



George Barber



Jordan Smith

2012-13 SCHEDULE

November	
16	vs. Rhodes
17	vs. Hendrix
20	Lincoln Christian at St. Louis Pharmacy
27	at St. Louis Pharmacy
29	at Principia
December	
1	Webster
5	St. Louis Christian
7	Mid-Continent
8	Missouri Baptist
January	
2	at Dominican
5	at MacMurray
8	Blackburn
9	at Western Illinois
12	Eureka
15	at Spalding
17	Westminster
19	Fontbonne
26	at Blackburn
30	at Eureka
February	
2	at Webster
6	at Westminster
9	Spalding
12	Principia
16	MacMurray
19	at Fontbonne

COACHING STAFF

Head Coach: George Barber
Alma Mater: Asbury (1985)
Record/School: N/A
Record/Overall: N/A
Assistant Coaches:
Stephen Groves
Jonas McBride
Kevin Cochran
Office Phone: 618-664-6624

TEAM INFORMATION

2011-12 Record: 15-9
Conference Record: 10-6
Starters R/L: 1/4
Letterwinners R/L: 6/8
Series: Greenville 8-5
Last Meeting: 200-01 GC 82-79

MEDIA INFORMATION

SID: B.J. Schneck
Email: william.schneck@greenville.edu
Office Phone: 618-664-6621
Cell Phone: N/A
Fax: 618-664-1060

ROSTER

No.	Name	Pos.	Ht.	Wt.	Class	Hometown
0	Tevin Rollins	F	6-4	185	Jr.	Los Angeles, Calif.
2	Alex Mumphard	G	5-6	150	Jr.	Belleville, Ill.
4	MarQuel Jones	G	6-0	180	Jr.	Los Angeles, Calif.
5	Austin Potts	F	6-1	185	Jr.	Portland, Ore.
11	Daniel Anderson	G	6-2	170	Jr.	Camas, Wash.
12	Jay Mercer	F	6-2	210	Sr.	Portland, Ore.
21	Ben Giertz	G	5-10	175	Sr.	Strasburg, Ill.
22	Anthony Metzler	F	6-4	200	Jr.	Beach Grove, Ind.
25	Tyler Mitchell	F	6-1	210	Jr.	Ziegler, Ill.
31	Simon Martin	C	6-5	195	Sr.	Springfield, Ill.
33	Todd Albertson	F	6-3	185	So	Pekin, Ind.
34	Jordan Smith	G	6-1	160	Sr.	Lopez Island, Wash.
42	Dan Mays	C	6-3	205	Jr.	Flanagan, Ill.
44	Kyle Martin	F	6-2	175	Sr.	Mt. Vernon, Ill.





Opponents

ILLINOIS-SPRINGFIELD

NOV. 17 • 3:00 P.M.
SPRINGFIELD, ILL.


uispraiiestars.com

GENERAL INFORMATION

Location: Springfield, Ill.
Enrollment: 5,137
Founded: 1970
Colors: Navy Blue/Vegas Gold
Conference: GLVC
Arena: The Rec and Athletic Center
President: Dr. Susan Koch
Athletics Director: Kim Pate



Ben Wierzba



Kyle Gupton

PRAIRIE STARS

COACHING STAFF

Head Coach: Ben Wierzba
Alma Mater: Record/School: 23-30 (3rd Season)
Record/Overall: Same
Assistant Coaches: Chad Harmon

TEAM INFORMATION

2011-12 Record: 15-13
Conference Record: 12-6
Starters R/L: 3/2
Letterwinners R/L: 7/6
Series: First Meeting
Last Meeting: N/A

MEDIA INFORMATION

SID: Scott Reed
Email: sreed@uis.edu
Office Phone: 217-206-6752
Cell Phone: N/A
Fax: N/A

2012-13 SCHEDULE

November	
9	vs. Northwood
10	vs. Lake Superior State
14	Benedictine
17	Lindenwood
20	at Cedarville
27	Robert Morris-Springfield
December	
1	vs. Missouri Western
8	at Quincy
13	Bethel
30	at Wisconsin-Green Bay
January	
3	at McKendree
5	at Bellarmine
10	Southern Indiana
12	Kentucky Wesleyan
17	at Drury
19	at Missouri S&T
24	William Jewell
26	Rockhurst
31	at Maryville
February	
2	Missouri-St. Louis
7	at Rockhurst
9	William Jewell
14	Missouri S&T
16	Drury
21	Maryville
23	at Missouri-St. Louis
28	Quincy

ROSTER

No.	Name	Yr.	Ht.	Wt.	Pos.	Hometown
3	Kevin Pettiford	G	5-10	185	Sr.	Belleville, Ill.
4	Cordarrel Eldridge	F	6-5	215	Sr.	Chicago, Ill.
5	West Dawson	F	6-5	195	Sr.	Decatur, Ill.
10	Isiah Hale	G	5-10	155	Jr.	Springfield, Ill.
11	Kentrell King	G	6-0	180	So.	Chicago, Ill.
12	Kyle Gupton	G	6-2	195	Sr.	Ypsilanti, Mich.
21	Regan Bruenger	G	6-2	215	Jr.	Augusta, Ill.
24	Jamall Millison	G	6-2	190	Fr.	Bolingbrook, Ill.
25	Brandon Snowden	G	6-0	200	Jr.	Chicago, Ill.
32	Dylan Mosack	F	6-8	225	Jr.	Indianapolis, Ind.
33	Chase Brinkley	G	6-1	175	Sr.	Paris, Ill.
44	Dusko Despot	F	6-5	200	Fr.	Glen Ellyn, Ill.
54	Dylan Sparkman	F	6-10	260	So.	East Peoria, Ill.

LINCOLN

JAN. 19/ FEB. 27
ST. CHARLES, MO

lubluetigers.com

GENERAL INFORMATION

Location: Jefferson City, Mo.
Enrollment: 3,338
Founded: 1866
Colors: Navy Blue and White
Conference: MIAA
Arena: Jason Gym (2,400)
President: Dr. Connie Hamacher
Athletics Director: Betty Kemna



John Redmond



Cedric Ridle

BLUE TIGERS

COACHING STAFF

Head Coach: John Redmond
Alma Mater: Wayne State (1976)
Record/School: 12-67 (4th Season)
Record/Overall: Same
Assistant Coaches: Spencer Williams, Chuck Walker

TEAM INFORMATION

2011-12 Record: 4-22
Conference Record: 4-16 (10th)
Starters R/L: 2/3
Letterwinners R/L: 6/6
Series: 2-0
Last Meeting: LWU 85-61

MEDIA INFORMATION

SID: Dan Carr
Email: carrd@lincoln.edu
Office Phone: 573-681-5343
Cell Phone: 573-418-0673
Fax: 573-681-5998

2012-13 SCHEDULE

November	
9	vs. Minnesota State-Moorehead
10	vs. Central Oklahoma
13	at Missouri-Kansas City
14	McKendree
16	vs. Pittsburg State
17	at Missouri Southern
21	at McKendree
26	at Maryville
December	
1	at Missouri-St. Louis
5	at Nebraska-Kearney
8	Northeastern State
17	Missouri-St. Louis
19	Maryville
January	
3	at Truman State
5	Southwest Baptist
10	Pittsburg State
12	Missouri Southern
16	at Northwest Missouri
19	Lindenwood
24	Washburn
26	Missouri Western
30	Central Missouri
February	
7	at Emporia State
9	at Central Oklahoma
16	at Central Missouri
19	at Southwest Baptist
23	Truman State
27	Lindenwood
March	
1	at Fort Hays State

ROSTER

No.	Name	Yr.	Ht.	Wt.	Pos.	Hometown
1	Shakir Preston	Jr.	6-4	185	G	Phoenix, Ariz.
2	Caleb Heckemeyer	So.	5-10	170	G	St. Elizabeth, Mo.
3	Jeremy Jackson	Fr.	5-10	162	G	Memphis, Tenn.
4	Montez Fifer	Jr.	6-4	195	G	Memphis, Tenn.
12	Cedric Ridle Jr.	Sr.	6-2	168	G	Gary, Ind.
15	Devin Booker	Fr.	6-3	160	G	St. Louis, Mo.
20	Gregory Motley Jr.	So.	6-3	170	G	West Memphis, Ark.
21	Kylar Harris	Fr.	5-10	153	G	Lovos Park, Ill.
23	DeShun Watkins	Fr.	6-3	180	F	Chicago, Ill.
32	Darius Whitson	Sr.	6-2	185	F	Memphis, Tenn.
33	Paul Gentle	Jr.	6-6	195	F	Las Vegas, Nev.
35	Brandon Staniel	Sr.	6-7	220	C	Bolingbrook, Ill.
40	James Edmond Sr.	Sr.	6-8	220	C	Edwardsville, Ill.
42	Charles Cole	Jr.	6-7	190	F	Lancaster, Calif.
50	Sean Harris	Jr.	6-9	270	C	San Antonio, Texas





Opponents

MARYVILLE

DEC. 15 • 3:00 P.M.
ST. LOUIS, MO

maryvillesaints.com

SAINTS

GENERAL INFORMATION

Location: St. Louis, Mo.
Enrollment: 4,100
Founded: 1872
Colors: Red and White
Conference: GLVC
Arena: Moloney Arena
President: Dr. Mark Lombardi
Athletics Director: Marcus Manning



Kevin Carroll



Gerald Shaw

2012-13 SCHEDULE

November	
10	Ohio Dominican
11	Tiffin
19	at Hawaii at Hilo
20	vs. Western New Mexico
21	vs. Montana State University
26	Lincoln
30	Trevecca Nazarene
December	
5	Missouri - St. Louis
8	Robert Morris
15	Lindenwood
17	Missouri Baptist
19	at Lincoln
30	at Truman State
January	
3	at Kentucky Wesleyan
5	at Southern Indiana
10	McKendree
12	Bellarmino
17	William Jewell
19	at Rockhurst
24	Drury
26	Missouri S&T
31	Illinois Springfield
February	
2	at Quincy
7	at Missouri S&T
9	at Drury
11	Brescia
14	Rockhurst
16	William Jewell
21	Illinois Springfield
3	Quincy
28	at Missouri - St. Louis

COACHING STAFF

Head Coach: Kevin Carroll
Alma Mater:
Record/School: 20-33 (3rd Season)
Record/Overall: Same
Assistant Coaches:
Marc Stricker
Nathan Whitehead
Renaud Lucas

TEAM INFORMATION

2011-12 Record: 13-14
Conference Record: 6-12
Starters R/L: 3/2
Letterwinners R/L: 10/5
Series: N/A
Last Meeting: N/A

MEDIA INFORMATION

SID: Chuck Yahng
Email: cyahg@maryville.edu
Office Phone: 314-592-9312
Cell Phone: 314-458-8532

ROSTER

No.	Name	Pos.	Ht.	Wt.	Yr.	Hometown
0	Asa Toney	G	6-3	205	Jr.	Germantown, Tenn.
1	Melvin Turner	G	6-8	210	Jr.	Lee's Summit, Mo.
3	Derek Deters	C	6-1	195	Fr.	O'Fallon, Mo.
4	Tyler Ludwig	G	6-3	180	So.	Hillsboro, Mo.
5	Jordan Thompson	G	5-11	145	So.	Sparta, Ill.
10	Desmond Spann	G	6-2	180	So.	Mankato, Minn.
14	Drew Hall	G	6-5	170	Fr.	Cincinnati, Ohio
15	Adam Whitlock	F	6-3	195	So.	Austin, Texas
20	Gerald Shaw	G	6-3	175	Sr.	Houston, Texas
21	Jamel Johnson	F	6-5	240	Jr.	Champaign, Ill.
22	Taylor Boyd	G	6-1	175	So.	Crystal City, Mo.
23	Armon Provo	G	6-1	200	So.	Oklahoma City, Okla.
24	Josh Montague	F	6-6	200	So.	Marion, Iowa
25	Darrin Young Jr.	G	5-9	165	Jr.	Kirkwood, Mo.
30	Trae Pemberton	G	6-4	165	So.	Indianapolis, Ind.
33	Kevin Kimber	C	6-8	210	So.	Geneva, Switzerland
34	Jacob Woods	F	6-7	190	So.	San Antonio, Texas
34	Jason Sumpter	F	6-4	205	So.	Northeast, Md.
35	Max Mischkulnig	C	6-8	215	Fr.	Hamilton, Ohio
44	Myles Jerrett	F	6-5	220	Jr.	Los Angeles, Calif.

MISSOURI SOUTHERN

JAN. 10 • 7:30 P.M.
ST. CHARLES, MO.

mssulions.com

LIONS

GENERAL INFORMATION

Location: Joplin, Mo.
Enrollment: 5,740
Founded: 1937
Colors: Green and Gold
Conference: MIAA
Arena: Leggett & Platt Center
President: Dr. Bruce Speck
Athletics Director: Jared Bruggeman



Robert Corn



Marquis Addison

2012-13 SCHEDULE

November	
9	John Brown
16	vs. Avila
17	vs. Lincoln
20	at Ark.-Fort Smith
23	at West Texas A&M
24	vs. Eastern New Mexico
December	
1	at Arkansas Tech
4	Central Bible
8	at Truman
January	
3	Northwest Mo. St.
5	Mo. Western St.
10	at Lindenwood
12	at Lincoln
16	Pittsburg State
19	Neb.-Kearney
23	at Emporia State
26	Northeastern State
31	at Washburn
February	
2	at Fort Hays State
7	Southwest Baptist
9	Central Missouri
13	at Northeastern State
16	Emporia State
21	Central Oklahoma
27	at Pittsburg State
March	
2	at Central Oklahoma

COACHING STAFF

Head Coach: Robert Corn
Alma Mater: Missouri Southern
Record/School: 375-284 (23rd Season)
Record/Overall: Same
Assistant Coaches:
Ronnie Ressel
Jeff Boschee
Office Phone: 417-625-9330

TEAM INFORMATION

2011-12 Record: 22-8
Conference Record: 14-6
Starters R/L: 2/3
Letterwinners R/L: 6/6
Series: First Meeting
Last Meeting: N/A

MEDIA INFORMATION

SID: Justin Maskus
Email: maskus-j@mssu.edu
Office Phone: 417-625-9359
Cell Phone: 417-499-7899
Fax: 417-625-9397

ROSTER

No.	Name	Pos.	Ht.	Wt.	Yr.	Hometown
1	Austin Wright	G	6-1	163	Fr.	Bixby, Okla.
5	RJ Leverette	G	6-0	165	So.	Kansas City, Mo.
11	Matt Everson	G	6-3	195	Jr.	Madison, Wisc.
12	Greg Renfroe	C	6-8	220	RFr.	Delaware, Okla.
13	Blaine Miller	G	6-7	195	Fr.	Olathe, Kan.
14	PJ Rivera	G	6-0	165	Fr.	Manhaca TX,
21	Jordan Talbert	F	6-5	200	Jr.	Little Rock, Ark.
22	Stephen Atkinson	F	6-6	190	So.	Benton, Ky.
23	Cameron Cornelius	G	6-0	192	So.	Wichita, Kan.
25	Wendell Pelts	G	6-5	195	Jr.	Chicago, Ill.
31	Morgan Smith	G	5-11	175	So.	Overland Park, Kan.
34	Marquis Addison	G	6-4	180	Jr.	Olathe, Kan.
35	Devin Spencer	F	6-5	180	Fr.	Raytown, Mo.
50	Bryan Adams	F	6-7	230	Jr.	Liberty, Mo.





Opponents

MISSOURI S&T

DEC. 19 • 7:30 P.M.
ROLLA, MO.

minerathletics.com

GENERAL INFORMATION

Location: Rolla, Mo.
Enrollment: 7,500
Founded: 1870
Colors: Silver, Gold and Green
Conference: GLVC
Arena: Bullman Multi-Purpose
President: Dr. Schrader
Athletics Director: Mark Mullin



Jim Glash



Bryce Foster

MINERS

COACHING STAFF

Head Coach: Jim Glash
Alma Mater: Northeastern Ill. (81)
Record/School: 21-59 (4th Season)
Record/Overall: Same
Assistant Coaches:
Aaron Coombs
Office Phone: 573-341-4101

TEAM INFORMATION

2011-12 Record: 7-20
Conference Record: 6-12 (5th)
Starters R/L: 3/2
Letterwinners R/L: 8/3
Series: N/A
Last Meeting: First Meeting

MEDIA INFORMATION

SID: John Kean
Email: jkean@mst.edu
Office Phone: 573-341-4140
Cell Phone: 573-233-6891
Fax: 573-341-4880

2012-13 SCHEDULE

November	
10	Emporia State
17	Southwest Baptist at Emporia State
20	at Emporia State
29	Westminster
December	
6	at Drury
8	Baptist Bible
19	Lindenwood
31	Benedictine-Springfield
January	
3	Wisconsin-Parkside
5	Lewis
10	at Saint Joseph's
12	at Indianapolis
17	Quincy
19	Illinois Springfield
24	at Missouri-St. Louis
26	at Maryville
31	at Rockhurst
February	
2	William Jewell
7	Maryville
9	Missouri-St. Louis
14	at Illinois Springfield
16	at Quincy
21	Rockhurst
23	at William Jewell
28	Drury

ROSTER

No.	Name	Yr.	Ht.	Wt.	Pos.	Hometown
00	Nusrath Khan	Jr.	5-10	160	G	Park Ridge, Ill.
1	Aaron Emmanuel	Fr.	6-2	185	G	Brampton, Ont.
11	Mudi Eruteya	Jr.	6-1	185	G	Niles, Ill.
12	Filmore Bouldes	Sr.	5-9	170	G	Romulus, Mich.
15	Curtis Okafor	St.	6-5	215	F	Kansas City, Mo.
22	Zach Ellis	Fr.	6-0	172	G	St. Louis, Mo.
23	Bryce Foster	St.	6-4	205	G	Florissant, Mo.
24	Michael Jackson	Sr.	6-7	240	C	Wichita, Kan.
30	Brian Gifford	Sr.	5-11	170	G	St. Louis, Mo.
34	Julian Johnson	Fr.	6-2	250	F	St. Louis, Mo.
35	Keith Dupont	Jr.	5-10	175	G	Waynesville, Mo.
40	Eli Steinbeck	Jr.	6-7	230	F	Hermann, Mo.

MISSOURI WESTERN

JAN. 16 • 7:30 P.M.
ST. JOSEPH, MO.

gogriffons.com

GENERAL INFORMATION

Location: St. Joseph, Mo.
Enrollment: 6,296
Founded: 1915
Colors: Black and Gold
Conference: MIAA
Arena: MWSU Fieldhouse (3,750)
President: Dr. Vartebedian
Athletics Director: Kurt McGuffin



Tom Smith



James Harris

GRIFONS

COACHING STAFF

Head Coach: Tom Smith
Alma Mater: Valparaiso (1967)
Record/School: 438-262 (24th Season)
Record/Overall: 608-446 (36th Season)
Assistant Coaches:
Mike Nicholson
Anthony Medina
Office Phone: 816-271-4486

TEAM INFORMATION

2011-12 Record: 9-17
Conference Record: 4-16 (10th)
Starters R/L: 2/3
Letterwinners R/L: 7/6
Series: N/A
Last Meeting: First

MEDIA INFORMATION

SID: Trevor Berneking
Email: tberneking@missouriwestern.edu
Office Phone: 816-271-4257
Cell Phone: N/A
Fax: 816-271-4544

2012-13 SCHEDULE

November	
12	Sterling
16	William Jewell
17	Rockhurst
23	vs. Park at Rockhurst
24	at Rockhurst
December	
1	Illinois-Springfield
5	Truman State
8	Fort Hays State
18	vs. Barry
19	at Lynn
January	
3	at Central Oklahoma
5	at Missouri Southern State
9	at Nebraska-Kearney
12	Northwest Missouri State
16	Lindenwood
20	at Emporia State
23	at Central Missouri
26	at Lincoln
30	Pittsburg State
February	
2	Northeastern State
6	at Washburn
13	Washburn
20	at Northwest Missouri
23	Nebraska-Kearney
27	at Fort Hays State
March	
2	Southwest Baptist

ROSTER

No.	Name	Pos.	Ht.	Wt.	Yr.	Hometown
1	Tevin Harris	F	6-5	205	So.	Chicago, Ill.
2	Kalvin Balque	G	6-3	175	Jr.	Alexandria, La.
4	Reed Mells	G	5-11	165	So.	Des Moines, Iowa
5	James Harris	G	6-0	160	Sr.	Kalamazoo, Mich.
11	Dylan Frantz	G	6-1	190	Sr.	Philipsburg, Kan.
12	Adarian Fulton	G	6-2	175	Jr.	Lithonia, Ga.
20	Freddie Manyawu	G/F	6-3	160	So.	Platte City, Mo.
21	Jordan Yurth	G	6-4	190	Jr.	Lincoln, Neb.
24	Cedric Clinkscales	F	6-7	230	Jr.	Anderson, S.C.
25	Alex Tuluk	G/F	6-4	185	Sr.	Mons, Belgium
33	Dzenan Mrkaljevic	F	6-8	215	Jr.	Fishers, Ind.
42	Alfreman Flowers	F	6-5	210	Jr.	Milwaukee, Wis.





Opponents

NEBRASKA-KEARNEY

MAR. 7 • 7:30 P.M.
KEARNEY, NEB.

lopers.com

LOPERS

GENERAL INFORMATION

Location: Kearney, Neb.
Enrollment: 6,500
Founded: 1905
Colors: Royal Blue and Old Gold
Conference: MIAA
Arena: Health & Sports Center
President: Doug Kristensen
Athletics Director: Jon McBride



Tom Kropp



Mike Dentlinger

2012-13 SCHEDULE

COACHING STAFF

Head Coach: Tom Kropp
Alma Mater: N/A
Record/School: 442-203 (23rd Season)
Record/Overall: Same
Assistant Coaches:
Kevin Lofton
Office Phone: 308-865-8021

TEAM INFORMATION

2011-12 Record: 16-12
Conference Record: 13-9 (4th)
Starters R/L: 2/3
Letterwinners R/L: 6/7
Series: N/A
Last Meeting: First

MEDIA INFORMATION

SID: Peter Yazvac
Email: yazvacpa@unk.edu
Office Phone: 308-865-8334
Cell Phone: 308-338-1617
Fax: N/A

ROSTER

No.	Name	Pos.	Ht.	Wt.	Yr.	Hometown
5	Akeem Morissaint	Sr.	G	5-10	160	Delray Beach, Fla.
30	Jon Henderson	Sr.	G	6-4	195	Salt Lake City, Utah
34	Drew Sankey	Sr.	F	6-6	195	Lincoln, Neb.
42	Tyler Shields	So.	F	6-4	200	Kearney, Neb.
54	Mike Dentlinger	Jr.	F	6-6	215	Omaha, Neb.
55	Kendal Glidden	Jr.	F	6-7	220	Benkelman, Neb.
	Sami Bzai	Fr.	G	6-2	185	Gilbert, Ariz.
	Thomas Cooper	Jr.	G	6-4	185	Chatanooga, Tenn.
	Phillip Freeman	Jr.	G	6-0	175	Apple Valley, Minn.
	Pierre Newton	So.	G/F	6-5	190	Laveen, Ariz.
	Ben Petersen	So.	G/F	6-5	185	Minden, Neb.



NORTHEASTERN STATE

FEB. 7 • 7:30 P.M.
TAHLEQUAH, OKLA.

goriverhawksgo.com

RIVER HAWKS

GENERAL INFORMATION

Location: Tahlequah, Okla.
Enrollment: 9,300
Founded: 1909
Colors: Green and White
Conference: MIAA
Arena: Jack Dobbins Field House
President: Dr. Steve Turner
Athletics Director: Tony Duckworth



Larry Gipson



Ethan Anderson

2012-13 SCHEDULE

COACHING STAFF

Head Coach: Larry Gipson
Alma Mater: Heidelberg (1974)
Record/School: 245-179 (15th Season)
Record/Overall: 313-252 (20th Season)
Assistant Coaches:
John Havens
Jordan Nagel
Office Phone: 918-444-3919

TEAM INFORMATION

2011-12 Record: 5-21
Conference Record: N/A
Starters R/L: 3/2
Letterwinners R/L: 10/4
Series: LWU leads 2-0
Last Meeting: 57-54 LWU

MEDIA INFORMATION

SID: Cedrique Flemming
Email: cflemming@nesu.edu
Office Phone: 918-444-3958
Cell Phone: 918-857-0300
Fax: 918-458-2386

COACHING STAFF

Head Coach: Larry Gipson
Alma Mater: Heidelberg (1974)
Record/School: 245-179 (15th Season)
Record/Overall: 313-252 (20th Season)
Assistant Coaches:
John Havens
Jordan Nagel
Office Phone: 918-444-3919

TEAM INFORMATION

2011-12 Record: 5-21
Conference Record: N/A
Starters R/L: 3/2
Letterwinners R/L: 10/4
Series: LWU leads 2-0
Last Meeting: 57-54 LWU

MEDIA INFORMATION

SID: Cedrique Flemming
Email: cflemming@nesu.edu
Office Phone: 918-444-3958
Cell Phone: 918-857-0300
Fax: 918-458-2386

ROSTER

No.	Name	Pos.	Ht.	Wt.	Yr.	Hometown
0	Jon Miller	G	6-5	205	Sr.	Lewisville, Texas
3	Bryton Hobbs	G	6-0	170	Jr.	St. Louis, Mo.
5	Jack Miller	G	6-0	180	Jr.	Lewisville, Texas
10	Landon DeMasters	F	6-4	200	So.	Van Alstyne, Texas
15	Marcus Sheppard	F	6-4	205	Jr.	Vivian, La.
20	Ethan Anderson	G	6-3	205	Sr.	Cleburne, Texas
21	Jermaine Bransford	F	6-7	225	Sr.	Sand Springs, Okla.
22	Alex Miller	G	6-2	185	Fr.	Claremore, Okla.
23	Zach Jones	F	6-6	205	Sr.	Memphis, Tenn.
25	Matt Logan	G	6-2	185	Fr.	Kiama, Australia
30	John Schneider	F	6-8	238	Sr.	Lawrence, Kan.
32	Dakota Caudill	F	6-6	220	So.	Claremore, Okla.
42	Christian Mack	G	6-1	180	Sr.	Anaheim, Calif.
50	TsaLiDi Sequoyah	F	6-8	240	Fr.	Cherokee, N.C.



Opponents

NORTHWEST MISSOURI ST.

BEARCATS

DEC. 5 • 7:30 P.M.
MARYVILLE, MO.

northwestbearcats.com

GENERAL INFORMATION

Location: Maryville, Mo.
Enrollment: 7,200
Founded: 1905
Colors: Forest Green and White
Conference: MIAA
Arena: Bearcat Arena
President: Dr. John Jasinski
Athletics Director: Wren Baker



Ben McColluma



Alex Sullivan

2012-13 SCHEDULE

November	
11	Graceland
16	vs. Rockhurst
17	vs. William Jewell
23	Upper Iowa
24	Southwest Minnesota State
December	
1	York
5	Lindenwood
8	Nebraska-Kearney
15	St. Edwards
16	Harding
29	Central Methodist
January	
3	at Missouri Southern
5	at Pittsburg State
12	at Missouri Western
16	Lincoln University
19	at Central Oklahoma
24	at Southwest Baptist
26	at Central Missouri
30	Northeastern State
February	
2	Emporia State
6	at Fort Hays State
9	at Washburn
13	Fort Hays State
16	Washburn
20	Missouri Western
27	at Nebraska-Kearney
March	
2	Truman State

COACHING STAFF

Head Coach: Ben McColluma
Alma Mater: NWMSU (2003)
Record/School: 44-38 (4th Season)
Record/Overall: Same
Assistant Coaches:
Austin Meyer
Andy Peterson
Office Phone: 660-562-1328

TEAM INFORMATION

2011-12 Record: 22-7
Conference Record: MIAA
Starters R/L: 2/3
Letterwinners R/L: 7/3
Series: N/A
Last Meeting: First

MEDIA INFORMATION

SID: Phillip Dowden
Email: sid@nwmissouri.edu
Office Phone: 660-562-1118
Cell Phone: 417-300-5248
Fax: 660-562-1582

ROSTER

No.	Name	Pos.	Ht.	Wt.	Yr.	Hometown
1	Alex Sullivan	G	6-0	185	Sr.	Painesville, Ohio
2	DeShaun Cooper	G	5-7	150	Sr.	St. Louis, Mo.
3	Lyle Harris	G	6-1	160	Fr.	Columbia, Mo.
5	Bryston Williams	G	6-0	190	Sr.	St. Joseph, Mo.
12	Kyler Erickson	G	6-0	160	Fr.	Omaha, Neb.
20	Tyler Funk	G	6-3	170	Jr.	Kearney, Mo.
21	Grant Greenberg	G	6-2	170	Fr.	Leavenworth, Kan.
23	Jordan Ashton	G	6-3	170	Fr.	Mt. Pleasant, Iowa
24	Conner Crooker	G	6-2	170	Fr.	Overland Park, Kan.
30	Matt Wallace	G	5-11	170	So.	Bellevue, Neb.
32	DeAngelo Hailey	G	6-3	185	Sr.	Detroit, Mich.
33	Blake Ruiz	G	6-3	170	Fr.	Beatrice, Neb.
34	Kyle Schlake	C	6-10	230	Jr.	Firth, Neb.
45	Grant Cozad	F	6-8	200	So.	Kearney, Mo.
51	Dillon Starzl	F	6-8	250	Jr.	Kearney, Mo.

PITTSBURG STATE

GORILLAS

DEC. 8 • 3:00 P.M.
ST. CHARLES, MO.

pittstategorillas.com

GENERAL INFORMATION

Location: Pittsburg, Kan.
Enrollment: 7,725
Founded: 1903
Colors: Crimson and Gold
Conference: MIAA
Arena: John Lance Arena
President: Dr. Steve Scott
Athletics Director: Jim Johnson



Kevin Muff



Javon McGee

2012-13 SCHEDULE

November	
13	Baker
16	Lincoln
17	Avila
20	Newman
24	Southwestern
28	William Jewell
December	
6	Central Oklahoma
8	at Lindenwood
18	vs. Arkansas Fort Smith
19	vs. Dixie State
January	
3	Nebraska-Kearney
5	Northwest Missouri
10	at Lincoln
12	at Central Missouri
16	at Missouri Southern
19	Fort Hays State
23	at Northeastern State
30	at Missouri Western
February	
2	at Washburn
7	Truman
9	Southwest Baptist
16	Northeastern State
20	at Emporia State
23	at Central Oklahoma
27	Missouri Southern
March	
2	Emporia State

COACHING STAFF

Head Coach: Kevin Muff
Alma Mater: Kansas State ('86)
Record/School: 30-27 (3rd Season)
Record/Overall: Same
Assistant Coaches:
Matt Ayers
Ryan Stock
Office Phone: 620-235-4648

TEAM INFORMATION

2011-12 Record: 17-14
Conference Record: 10-5
Starters R/L: 3/2
Letterwinners R/L: 6/6
Series: First Meeting
Last Meeting: N/A

MEDIA INFORMATION

SID: Dan Wilkes
Email: dwilkes@pittstate.edu
Office Phone: 620-235-4138
Cell Phone: 620-249-5430
Fax: N/A

ROSTER

No.	Name	Pos.	Ht.	Wt.	Yr.	Hometown
1	Jake Bullard	G	6-5	190	Fr.	Cleora, Okla.
2	Ray Blanco	G	6-0	175	Fr.	Passaic, N.J.
3	Kaleb Porter	G	5-11	170	Fr.	Tulsa, Okla.
4	Denton Hays	F	6-7	208	Fr.	Tulsa, Okla.
10	Ethan Cordray	G	6-0	185	Jr.	Coffeyville, Kan.
11	Maurt Harrison	G	6-5	175	R-Fr.	Kansas City, Mo.
15	Marky Nolen	G	6-4	200	Sr.	Wichita, Kan.
20	AJ Adams	F	6-6	210	Jr.	Jeffersonville, Ind.
22	Sam Pugh	G	6-0	180	So.	Branson, Mo.
23	Courtney Ingram	G	6-3	205	Sr.	Tulsa, Okla. ty
24	Terrell Eaddy	G/F	6-5	205	Jr.	Bronx, N.Y.
34	Rico Pierrevilus	F	6-7	240	Sr.	West Palm Beach, Fla.
42	Alex Williams	F	6-6	217	Jr.	Salina, Kan.
44	JaVon McGee	F	6-6	235	Sr.	Kansas City, Mo.





Opponents

QUINCY

DEC. 1 • 2:00 P.M.
QUINCY, ILL.

GENERAL INFORMATION

Location: Quincy, Ill.
Enrollment: 1,300
Founded: 1860
Colors: Brown, Gold, and White
Conference: GLVC
Arena: Pepsi Arena
President: Dr. Robert Gervasi
Athletics Director: Marty Bell

COACHING STAFF

Head Coach: Marty Bell
Alma Mater: South Carolina (1985)
Record/School: 160-102
Record/Overall: Same
Assistant Coaches:
Jon Perry
Adam Notteboom
Office Phone: 217-228-5432

TEAM INFORMATION

2011-12 Record: 18-9
Conference Record: 11-7 (3rd)
Starters R/L: 4/3
Letterwinners R/L: 5/2
Series: N/A
Last Meeting:

MEDIA INFORMATION

SID: Brendan Bittner
Email: bbittner@quincy.edu
Office Phone: 217-228-5432
Cell Phone: 440-983-1757
Fax: 217-228-5034

ROSTER

No.	Name	Yr.	Pos.	Ht.	Wt.	Hometown
1	Nate Des Jardins	Fr.	G	5-10	160	Peoria, Ill.
2	Marquez Brown	Sr.	G	6-1	185	Chicago, Ill.
3	Ryan Stuckman	Sr.	G	6-2	175	Quincy, Ill.
4	Chris Babbitt	Jr.	G	6-4	190	Florissant, Mo.
10	Grant Meyer	Fr.	G	5-9	160	Sellersburg, Ind.
11	Brandyn Chambers	R-Fr.	G	6-3	180	Weldon Springs, Mo.
12	Scott Hahn	So.	G	6-6	195	Mt. Pleasant, Iowa
14	Ben Thomas	Fr.	G	6-2	175	Placerville, Calif.
15	Mahikhe Graham	Fr.	G	5-10	165	Chicago, Ill.
22	Jordan Wilson	So.	G	6-2	185	Florissant, Mo.
23	Austin Weber	So.	G	6-6	200	Northbrook, Ill.
24	Tyler Thompson	Sr.	G/F	6-5	210	Aurora, Ill.
25	Randy Reed	R-Fr.	G/F	6-5	190	Indianapolis, Ind.
32	Geoffrey Hartlieb	Fr.	G	6-6	195	Highland, Ill.
34	T.J. Riggs	So.	G	6-2	185	Bloomington, Ill.
40	Dalton Hoover	Fr.	F/C	6-7	215	Pittsfield, Ill.
41	Matt Roling	R-Fr.	F	6-6	205	Clive, Iowa
42	Evan McGaughey	Fr.	G/F	6-9	205	Carthage, Ill.
43	Jens Kennedy	R-Fr.	F/C	6-10	230	Dwight, Ill.
44	Drake Vermillion	So.	C	6-10	230	Beardstown, Ill.



hawks.quincy.edu



Marty Bell



Chris Babbitt

2012-13 SCHEDULE

November	
4	at Iowa
5	at Illinois State
10	Hannibal-LaGrange
14	Iowa Wesleyan
20	Truman State
27	at Central Missouri
December	
1	Lindenwood
8	Illinois-Springfield
30	Robert-Morris Springfield
January	
3	at Bellarmine
5	at McKendree
10	Kentucky Wesleyan
12	Southern Indiana
17	at Missouri S&T
19	at Drury
24	Rockhurst
28	William Jewell
31	at Missouri-St. Louis
February	
2	Maryville
7	at William Jewell
9	at Rockhurst
14	Drury
16	Missouri S&T
21	Missouri-St. Louis
23	at Maryville
28	at Illinois-Springfield

HAWKS

SOUTHWEST BAPTIST

JAN. 31/FEB. 16
BOLIVAR, MO.

GENERAL INFORMATION

Location: Bolivar, Mo.
Enrollment: 3,600
Founded: 1878
Colors: Purple and White
Conference: MIAA
Arena: Meyer Wellness
President: Dr. C. Pat Taylor
Athletics Director: Mike Pitts

COACHING STAFF

Head Coach: Jeff Guiot
Alma Mater: Pittsburg State
Record/School: 157-83 (9th Season)
Record/Overall: 375-176 (19th Season)
Assistant Coaches:
Tina Guiot
Nathan Kennedy
Office Phone: 417-328-1785

TEAM INFORMATION

2011-12 Record: 18-12
Conference Record: 11-9
Starters R/L: 2/3
Letterwinners R/L: 3/7
Series: SBU 1-0
Last Meeting: SBU 92-82

MEDIA INFORMATION

SID: Jeff Weseloh
Email: jweseloh@sbuniv.edu
Office Phone: 417-328-1799
Cell Phone: 417-327-9637
Fax: 417-328-1745

sbubearcats.com



Jeff Guiot



Kyle Sloan

2012-13 SCHEDULE

November	
9	Wayne State
10	Minnesota State-Moorhead
13	at Drury
15	Arkansas-Monticello
17	at Missouri S&T
23	vs Alaska-Fairbanks
24	at Western Washington
December	
6	at Washburn
8	Central Oklahoma
17	at Arkansas-Monticello
January	
2	at Central Missouri
5	at Lincoln
8	Emporia State
12	Northeastern State
16	at Fort Hays
22	Northwest Missouri
26	Nebraska-Kearney
31	Lindenwood
February	
2	Truman State
7	Missouri Southern
9	at Pittsburg State
14	at Truman State
16	at Lindenwood
19	Lincoln
23	Central Missouri
March	
2	at Missouri Western

BOBCATS

ROSTER

No.	Name	Pos.	Ht.	Wt.	Yr.	Hometown
0	Afamefuna Obukwelu	F	6-4	215	Fr.	Houston, Tex.
1	Damion Hooks	F	6-6	205	Jr.	Broken Arrow, Okla.
2	Kareem Rock II	G	5-8	160	Fr.	Cleveland, Ohio
3	Preston Guiot	G	5-11	190	So.	Bolivar, Mo.
10	Robert Young	G	6-0	185	Fr.	Kissimmee, Fla.
13	Gilbert Gyamfi	G	6-2	200	Jr.	Brampton, Canada
14	Rashaad Brown-Peterson	G	6-1	210	Jr.	Milwaukee, Wis.
15	Ricky Odige	G	6-3	190	Jr.	Brooklyn, NY
21	Jalen Loving	F	6-5	180	Fr.	Country Club Hills, Ill.
22	Yusuf Owoseni	G	6-3	175	Fr.	Houston, Texas
30	Jayon'e Troutman	G	6-5	175	Fr.	Country Club Hills, Ill.
32	Kyle Sloan	F	6-2	180	Jr.	Kansas City, Mo.
34	Luke Taylor	G	6-3	205	Jr.	Houston, Tex.
40	Mike Willis	C	6-8	205	Jr.	Nashville, Tenn.
52	Jaywuan Hill	F	6-7	215	Jr.	Melvindale, Mich.



Opponents

TRUMAN STATE

**JAN. 5/ FEB. 21
KIRKSVILLE, MO.**

trumanbulldogs.com

GENERAL INFORMATION

Location: Kirksville, Mo.
Enrollment: 6,000
Founded: 1867
Colors: Purple and White
Conference: MIAA
Arena: Pershing Arena
President: Dr. Troy D. Paino
Athletics Director: Jerry Wöllmering



Matt Woodley



EJ Hicks

BULLDOGS

COACHING STAFF

Head Coach: Matt Woodley
Alma Mater: Drake (2000)
Record/School: 8-20 (2nd Season)
Record/Overall: 8-20 (2nd Season)
Assistant Coaches:
Todd Lorensen
Matt Fitzpatrick
Office Phone: 660-785-4171

TEAM INFORMATION

2011-12 Record: 8-20
Conference Record: 5-15
Starters R/L: 5/0
Letterwinners R/L: 8/4
Series: TSU leads 2-0
Last Meeting: TSU 96-57

MEDIA INFORMATION

SID: Tyler Madsen
Email: madsen@truman.edu
Office Phone: 660-785-4127
Cell Phone: 660-341-8971
Fax: 660-785-7475

2012-13 SCHEDULE

November	
9	William Penn
14	Upper Iowa
19	Central Christian
20	at Quincy
28	Grand View
December	
5	at Missouri Western
8	Missouri Southern
18	TBA
19	TBA
30	Maryville
January	
3	Lincoln
5	at Lindenwood
10	Central Oklahoma
12	Emporia State
16	at Washburn
19	Central Missouri
24	Nebraska-Kearney
26	Fort Hays State
February	
2	at Southwest Baptist
7	at Pittsburg State
9	at Northeastern State
14	Southwest Baptist
21	Lindenwood
23	at Lincoln
27	at Central Missouri

ROSTER

No.	Name	Pos.	Ht.	Wt.	Yr.	Hometown
1	EJ Hicks	G	6-3	180	Sr.	Davenport, Iowa
2	Seth Jackson	G	6-3	200	So.	St. Louis, Mo.
3	Isaac Gardner	G	6-4	205	Jr.	Washington, Iowa
4	Chad Gutschennitter	G	5-11	160	Fr.	West Des Moines, Iowa
5	Mike Carlson	F	6-9	200	Jr.	Superior, Wis.
10	Matt Patterson	G	5-10	165	Sr.	Shelbina, Mo.
11	Cole Myers	G	6-3	190	Fr.	Ankeny, Iowa
12	Cory Myers	G	6-3	190	Fr.	Ankeny, Iowa
15	Jaylon Jones	F	6-5	230	Fr.	Katy, Texas
20	Dominic Kacich	G	6-3	170	So.	St. Louis, Mo.
21	Marek Bush	C	6-6	245	Jr.	Kansas City, Mo.
22	Tom Norton	G	5-9	170	Sr.	Bloomington, Ill.
24	Kiefer Starbird	C	6-10	200	Fr.	Bolivar, Mo.
30	Andrew Vander Zwaag	G	6-3	185	So.	Johnston, Iowa
32	Connor Erickson	F	6-8	190	Fr.	Overland Park, Kan.
33	Tyler Anderson	F	6-5	210	So.	West Des Moines, Iowa
35	Patrick Burmester	C	6-9	235	So.	DeWitt, Iowa

WASHBURN

**JAN. 26 • 3:00 P.M.
ST. CHARLES, MO.**

wusports.com

GENERAL INFORMATION

Location: Topeka, Kan.
Enrollment: 7,000
Founded: 1865
Colors: Yale Blue and White
Conference: MIAA
Arena: Lee Arena
President: Dr. Jerry Farley
Athletics Director: Loren Ferre'



Bob Chipman



Will McNeil

ICHBABDS

COACHING STAFF

Head Coach: Bob Chipman
Alma Mater: Kansas State (1973)
Record/School: 721-296 (34th year)
Record/Overall: Same
Assistant Coaches:
Dave Brown
Anthony Nocito
Office Phone: 785-670-1355

TEAM INFORMATION

2011-12 Record: 25-8
Conference Record: 15-5
Starters R/L: 5/0
Letterwinners R/L: 9/2
Series: First Meeting
Last Meeting: N/A

MEDIA INFORMATION

SID: Gene Cassell
Email: gene.cassell@washburn.edu
Office Phone: 785-670-1791
Cell Phone: 785-969-7577
Fax: 785-670-1091

2012-13 SCHEDULE

November	
14	Peru State
19	Bethany
20	Rockhurst
23	St. Mary's
24	Minnesota Duluth
December	
1	Bellevue
6	Southwest Baptist
15	at Newman
January	
3	Emporia State
5	at Central Oklahoma
10	at Fort Hays State
12	at Nebraska at Kearney
16	Truman State
19	at Northeastern State
24	at Lincoln
26	at Lindenwood
31	Missouri Southern State
February	
2	Pittsburg State
6	Missouri Western State
9	Northwest Missouri State
13	at Missouri Western State
16	at Northwest Missouri State
21	Nebraska at Kearney
23	Fort Hays State
28	Emporia State
March	
2	Central Missouri

ROSTER

No.	Name	Pos.	Ht.	Wt.	Yr.	Hometown
1	Khari Hutchinson	G	5-10	160	Fr.	Leavenworth, Kan.
3	Dalton Abel	G	6-3	195	RS-Fr.	Carbondale, Kan.
4	Jared Henry	G	6-1	200	Jr.	Olathe, Kan.
10	Will McNeill	F	6-1	195	Sr.	Alexandria, La
11	Kyle Wiggins	G	6-2	170	So.	Leavenworth, Kan.
12	Martin Mitchell	G	6-0	190	Sr.	Memphis, Tenn.
14	Christian Ulsaker	F	6-5	195	So.	McPherson, Kan.
15	Evan Robinson	F	6-6	200	Fr.	Topeka, Kan.
20	Bobby Chipman	F	6-8	220	Sr.	Topeka, Kan.
21	Joseph Smith	F	6-9	235	Sr.	Memphis, Tenn.
22	Alex North	F	6-6	215	Jr.	Topeka, Kan.
24	Zack Riggins	F	6-6	225	Sr.	Leavenworth, Kan.
31	Leon Flowers	G	6-5	190	RS-Jr.	Wichita, Kan.
32	Bryce Simons	G	6-3	195	RS-Jr.	Topeka, Kan.
42	Colton Anderson	F	6-5	195	Fr.	Lenexa, Kan.





Opponents

WEBSTER

websterathletics.com

JAN. 2 • 7:00 P.M.
ST. CHARLES, MO.

GENERAL INFORMATION

Location: St. Louis, Mo.
Enrollment: 2,700
Founded: 1915
Colors: Midnight Blue, Gold, and White
Conference: SLIAC
Arena: Grant Gymnasium
President: Dr. Elizabeth Stroble
Athletics Director: Tom Hart



Chris Bunch



Roman Robertson

GORLOCKS

2012-13 SCHEDULE

<u>November</u>	
17	vs. University of the South
18	vs. Rust
23	vs. Cincinnati Christian
24	vs. Asbury
28	Blackburn
<u>December</u>	
1	at Greenville
5	Washington-St. Louis
8	at Elmhurst
15	at Rust
<u>January</u>	
2	at Lindenwood
5	at Eureka
8	MacMurray
10	at Spalding
15	at Westminster
17	Fontbonne
19	at Principia
23	at MacMurray
26	Eureka
30	Westminster
<u>February</u>	
2	Greenville
5	Principia
7	Spalding
9	at Dominican
13	at Fontbonne
16	at Blackburn

COACHING STAFF

Head Coach: Chris Bunch
Alma Mater: Lincoln Memorial
Record/School: 153-107
Record/Overall: Same
Assistant Coaches:
Landon Kurz
Office Phone: 314-246-7529

TEAM INFORMATION

2011-12 Record: 13-13
Conference Record: 13-3
Starters R/L: N/A
Letterwinners R/L: N/A
Series: LWU leads 1-0
Last Meeting: LWU 78-57

MEDIA INFORMATION

SID: Niel DeVasto
Email: devastnd@webster.edu
Office Phone: 314-246-6989
Cell Phone: N/A
Fax: N/A

ROSTER

No.	Name	Ht.	Pos.	Yr.	Hometown
3	Jurgen Rama	6-0	G	Sr.	St. Louis, Mo.
4	Cody Bradfish	6-1	G	Sr.	Grafton, Ill.
10	Hollis Edwards	5-10	G	Jr.	Nashville, Tenn.
12	Dietrick Sooter	5-10	G	Sr.	St. Louis, Mo.
14	Mel Drady	5-8	G	Jr.	St. Louis, Mo.
20	Sam Brown	6-0	G	So.	Hoyleton, Ill.
22	Roman Robinson	6-3	F	Sr.	Fairfield, Calif.
23	Ahmad Smith	6-2	G	So.	St. Louis, Mo.
24	Derrell Lee	6-1	F	Sr.	Flint, Mich.
30	Jordan Roland	5-11	G	Fr.	Denver, Colo.
32	Jarrold Huskey	6-6	C	Jr.	Hillsboro, Mo.
33	Danny Zehner	6-2	G	So.	St. Louis, Mo.
34	Taylor Walton	6-3	F	Fr.	Okawville, Ill.
35	Aaron Griffin	6-6	C	So.	Jackson, Miss.
50	Lawrence Williams	6-4	F	So.	St. Louis, Mo.

WESTMINSTER

westminster-mo.edu

NOV. 13 • 7:00 P.M.
ST. CHARLES, MO.

GENERAL INFORMATION

Location: Fulton, Mo.
Enrollment: 1,100
Founded: 1851
Colors: Blue and White
Conference: SLIAC
Arena: Westminster Gym
President: Dr. George B. Forsythe
Athletics Director: Matt Mitchell



Matt Mitchell



Joe Prophet

BLUE JAYS

2012-13 SCHEDULE

<u>November</u>	
13	at Lindenwood
16	vs. Hendrix
17	vs. Rhodes
23	Milwaukee School of Eng.
24	Edgewood
29	at Missouri S & T
<u>December</u>	
1	MacMurray
5	at Elmhurst
6	at Wheaton
10	Coe
27	Cornell
<u>January</u>	
2	at Fontbonne
5	Spalding
10	at Eureka
12	at Principia
15	Webster
17	at Greenville
19	Blackburn
23	Fontbonne
26	at MacMurray
30	at Webster
<u>February</u>	
2	Eureka
6	Greenville
9	at Blackburn
15	at Spalding
19	Principia

COACHING STAFF

Head Coach: Matt Mitchell
Alma Mater: Arkansas
Record/School: 188-171
Record/Overall: Same
Assistant Coaches:
Floyd Davis
Marques Baldwin
Office Phone: 573-592-5301

TEAM INFORMATION

2011-12 Record: 17-11
Conference Record: 11-5
Starters R/L: N/A
Letterwinners R/L: N/A
Series: WC leads 14-1
Last Meeting: N/A

MEDIA INFORMATION

SID: Alysha Hodge
Email: alysahodge@westminster-mo.edu
Office Phone: 573-592-5302
Cell Phone: N/A
Fax: N/A

ROSTER

No.	Name	Pos.	Ht.	Wt.	Yr.	Hometown
3	Verdis Lee Junior	G	6-2	190	So.	Fulton, Mo.
4	Jordan Jones	G	5-9	165	Jr.	Chesterfield, Mo.
5	Joseph Prophet	G	6-4	200	Sr.	St. Louis, Mo.
12	Nathaniel Caudal	G	6-0	165	Fr.	California, Mo.
13	Jay Zalis	G	6-2	175	Fr.	Rolla, Mo.
14	Robbie Burroughs	G	6-1	180	Jr.	Santa Rosa, Calif.
15	Mookie Valandra	F	6-3	210	Sr.	St. Louis, Mo.
20	Joseph James	G	6-2	185	Jr.	Kirkwood, Mo.
21	Blake Berkbuegler	G	6-3	200	Jr.	Hallsville, Mo.
22	Skyler Tolson	G	6-1	180	Sr.	Columbia, Mo.
23	Benjamin Cooper	G	6-2	180	Fr.	Wardsville, Mo.
25	Todd Stolte	F	6-4	210	Sr.	St. Clair, Mo.
32	Mik Ebert II	F	6-5	180	Fr.	St. Louis, Mo.
33	DaQuan Banks	G	6-0	160	Fr.	St. Louis, Mo.
42	Taylor Allen	F	6-4	250	Jr.	Freeburg, Mo.
44	Kellen Brondel	F	6-6	200	Fr.	Wardsville, Mo.



2011-12 Year



er in Review





2011-12 Year in Photos





2011-12 Stats

GAME 1 - LINDENWOOD 82, UNION 72 LEBANON, ILL.

The Lindenwood men's basketball team started its 2011-12 season Friday night with a thrilling 82-77 overtime win over Union University at the McKendree Classic in Lebanon, Ill.

Lindenwood took the early lead 5-2 after Efkam Eren scored after an offensive rebound. Union answered with a 9-3 run to take the lead 11-8. The two teams traded the lead back-and-forth until the Tigers went on an 11-0 run to take a six-point advantage.

The six-point lead lasted all of two minutes, as Lindenwood went on a 10-0 run of its own, and led by four. Just like the whole first half went, Union tied the score with just over 90 seconds to play. As the first half came to an end, Alex Bazzell hit a three-pointer with just one second left on the clock to give the Lions a six-point cushion at the break. The opening half saw the teams trade the lead six times including five ties.

The first four minutes of the second half was dominated by Lindenwood. The Lions scored seven out of nine points and took their largest lead of the game at 11. Lindenwood held the lead for the whole second half until there was just 27 seconds left in the game.

With just over three minutes to play, the Lions led by six but Union chipped away at the lead. With 41 second to play in regulation the lead was down to just one. Bazzell was fouled and connected on both free throws to give Lindenwood a three-point lead.

But right back came the Tigers when Antoine Hall nailed a three-pointer to tie the score with 27 seconds left. Kramer Soderberg had a shot at the buzzer for the win, but came up short and the game headed into overtime tied at 66.

Union scored the first point of the overtime on a free throw, but that was the last lead the Tigers held. Lindenwood scored the next five points to lead by four. Union tied the score at 74 with just over 90 seconds to play, but from that point on the Lions took control of the game from the charity stripe.

Lindenwood closed the game going eight-for-eight from the free throw line, sealing the team's first victory of the season.

As a team, the Lions shot just 34 percent from the field and 33 percent from behind the three-point line. Union shot 39 percent from the field and just 62 percent from the free-throw line.

GAME 2 - LINDENWOOD 99, LOGAN 56 LEBANON, ILL.

The Lindenwood men's basketball team jumped out to an early lead on Logan Chiropractic and cruised to the team's second win of the season. The Lions won 99-56 at the McKendree Classic in Lebanon, Ill on Saturday night.

Lindenwood opened the game with a 14-2 run and never looked back. The Lions lead got as high as 28 in the first half and headed into the locker room holding a 52-24 advantage.

The second half was much of the same for Lindenwood, as the team continued to pour on the points. The Lions outscored Logan 47-32 in the second half and totaled 99 points, which was the highest point total for the team since 2008.

Lindenwood shot 47 percent from the field compared to the Logan's 28 percent. The Lions won the battle on the boards 51-43 and forced Logan into 19 turnovers.

Kramer Soderberg led the way for the Lions with 17 points and seven assists. Alex Bazzell pitched in with 13 points including a perfect 7-for-7 from the free-throw line. Tyler Ressel scored 12 points and Garrett Reeg scored 11. Cody Sorenson led the team on the boards with six rebounds.

With the win, the Lions improve their record to 2-0.

Lindenwood 82 • 1-0

#	Player	Total			3-Ptr			Rebounds			PF	TP	A	TO	Blk	Stl	Min
		FG-FGA	FG-FGA	FT-FTA	FG-FGA	FG-FGA	FT-FTA	Off	Def	Tot							
01	Eren, Efkam	* 3-9	0-2	2-4	3	4	7	4	8	1	2	0	2	31			
04	Reeg, Garrett	* 1-9	0-1	3-4	5	6	11	4	5	0	2	0	0	30			
12	Soderberg, Kramer	* 7-20	2-6	7-9	0	2	2	1	23	5	1	0	0	40			
13	Thompson, Richie	* 1-6	0-1	0-2	4	8	12	2	2	0	3	1	32				
24	Bazzell, Alex	* 5-11	1-4	7-10	1	6	7	3	18	3	1	0	37				
21	Boos, Michael	2-7	1-4	1-1	0	2	2	2	6	2	0	0	14				
22	Sorenson, Cody	4-7	2-3	0-0	1	4	5	2	10	2	0	0	25				
31	Ressel, Tyler	2-3	2-3	4-4	0	0	0	0	10	0	0	0	12				
40	Simmons, Michael	0-0	0-0	0-0	0	1	1	0	0	0	0	0	4				
	Team				2	3	5										
	Totals	25-72	8-24	24-34	16	36	52	19	82	13	9	3	3	225			

FG % 1st Half: 14-37 37.8% 2nd half: 8-28 28.6% OT: 3-7 42.9% Game: 25-72 34.7% Deadball Rebounds
3FG % 1st Half: 6-16 37.5% 2nd half: 2-6 33.3% OT: 0-2 0.0% Game: 8-24 33.3%
FT % 1st Half: 6-8 75.0% 2nd half: 8-16 50.0% OT: 10-10 100.0% Game: 24-34 70.6%

Union 77 • 2-1

#	Player	Total			3-Ptr			Rebounds			PF	TP	A	TO	Blk	Stl	Min
		FG-FGA	FG-FGA	FT-FTA	FG-FGA	FG-FGA	FT-FTA	Off	Def	Tot							
03	Lane, David	* 3-15	1-4	6-8	2	5	7	5	13	7	1	0	1	40-			
05	Vaden, Skyler	* 2-8	0-0	0-0	2	1	3	4	4	7	3	0	0	35			
15	Freeman, Anthony	* 5-13	0-0	7-9	4	6	10	3	17	1	1	0	2	32			
22	Gray, Leventrice	* 7-9	0-0	2-6	2	6	8	3	16	0	1	2	0	40			
23	Hall, Antoine	* 9-18	6-15	1-2	0	5	5	4	25	0	2	1	2	37			
13	Koguashvili, Giosha	0-2	0-2	0-1	0	4	4	3	0	1	1	0	17				
21	Faller, Pedro	0-0	0-0	0-0	0	1	1	0	0	0	0	0	5				
33	Danache, Samuel	0-2	0-0	0-0	0	0	0	0	0	0	0	0	4				
34	Marti, Dani	1-2	0-1	0-0	1	2	3	2	2	0	0	1	5				
42	Valdor, Paul	0-0	0-0	0-0	0	2	2	2	0	0	0	1	10				
	Team				0	2	2										
	Totals	27-69	7-23	16-26	11	34	45	26	77	16	9	6	5	225			

FG % 1st Half: 14-32 43.8% 2nd half: 10-30 33.3% OT: 3-7 42.9% Game: 27-69 39.1% Deadball Rebounds
3FG % 1st Half: 4-9 44.4% 2nd half: 3-12 25.0% OT: 0-2 0.0% Game: 7-23 30.4%
FT % 1st Half: 2-2 100.0% 2nd half: 9-16 56.3% OT: 5-8 62.5% Game: 16-26 61.5%

Officials: Ford Branch, Jr., Terry Pollard, Brad Stonepicher
Technical fouls: Lindenwood-None. Union-None.
Attendance: 447
2011 McKendree Classic -- Game 1

Score by periods	1st	2nd	OT	Total
Lindenwood	40	26	16	82
Union	34	32	11	77

Lindenwood 99 • 2-0

#	Player	Total			3-Ptr			Rebounds			PF	TP	A	TO	Blk	Stl	Min
		FG-FGA	FG-FGA	FT-FTA	FG-FGA	FG-FGA	FT-FTA	Off	Def	Tot							
01	Eren, Efkam	* 0-5	0-0	0-0	1	3	4	2	0	1	0	0	0	15			
04	Reeg, Garrett	* 4-9	1-2	2-2	2	1	3	1	11	0	1	0	0	16			
12	Soderberg, Kramer	* 6-8	1-2	4-5	0	4	4	1	17	0	0	0	1	18			
14	Thompson, Richie	* 3-5	0-1	1-2	2	2	4	0	7	0	0	2	0	14			
23	Bazzell, Alex	* 3-7	0-3	7-7	1	4	5	0	13	2	4	0	0	17			
03	Smith, Darris	3-9	1-4	0-0	0	2	2	2	7	2	1	0	1	20			
10	McVicar, Brevin	1-3	1-1	0-0	3	0	3	0	3	0	2	0	0	7			
21	Boos, Michael	3-7	0-2	1-1	0	2	2	5	7	0	2	0	1	18			
22	Sorenson, Cody	3-5	2-4	0-0	2	4	6	0	8	0	0	1	0	20			
23	Moore, Desmond	1-4	0-1	0-0	0	2	2	0	2	0	0	0	0	5			
30	Tilley, Alex	1-2	0-1	0-0	1	2	3	2	2	0	1	4	1	11			
31	Ressel, Tyler	4-7	2-4	2-2	0	2	2	0	12	2	0	0	1	21			
40	Simmons, Michael	1-1	0-0	0-0	1	2	3	1	2	0	0	0	0	10			
44	Johnson, Devin	2-3	0-0	4-8	2	1	3	0	8	0	1	0	0	8			
	Team				0	5	5										
	Totals	35-75	8-25	21-27	15	36	51	14	99	14	13	7	7	200			

FG % 1st Half: 19-39 48.7% 2nd half: 16-36 44.4% Game: 35-75 46.7% Deadball Rebounds
3FG % 1st Half: 4-13 30.8% 2nd half: 4-12 33.3% Game: 8-25 32.0%
FT % 1st Half: 10-11 90.9% 2nd half: 11-16 68.8% Game: 21-27 77.8%

Logan Chiropractic 56 • 1-3

#	Player	Total			3-Ptr			Rebounds			PF	TP	A	TO	Blk	Stl	Min
		FG-FGA	FG-FGA	FT-FTA	FG-FGA	FG-FGA	FT-FTA	Off	Def	Tot							
02	Palm, Matt	* 5-25	1-3	4-4	1	10	11	4	15	5	5	0	0	37			
15	Kling, Joe	* 7-18	2-5	5-6	2	5	7	3	21	0	3	0	1	34			
21	Jausel, Josh	* 2-6	0-0	1-2	3	3	6	1	5	2	5	0	2	30			
31	Berardi, Philip	* 1-3	0-0	0-0	2	2	4	2	2	1	2	0	1	31			
42	Holloway, Nate	* 1-3	0-0	0-0	0	2	2	5	2	0	2	0	1	12			
04	Vanhooser, Jake	1-2	0-1	0-0	2	0	2	1	2	0	1	0	0	8			
05	Yokley, Andrew	0-2	0-1	0-0	1	1	2	1	0	0	0	0	0	13			
12	Knoll, Ryan	0-0	0-0	0-0	0	1	1	1	0	1	0	0	0	11			
40	Brammeier, Brandon	3-12	2-7	1-2	1	1	2	2	9	0	1	0	3	24			
	Team				4	2	6										
	Totals	20-71	5-17	11-14	16	27	43	20	56	9	19	0	8	200			

FG % 1st Half: 10-36 27.8% 2nd half: 10-35 28.6% Game: 20-71 28.2% Deadball Rebounds
3FG % 1st Half: 2-8 25.0% 2nd half: 3-9 33.3% Game: 5-17 29.4%
FT % 1st Half: 2-2 100.0% 2nd half: 9-12 75.0% Game: 11-14 78.6%

Officials: Paul Fitzwater, Phil Fitzwater, Jason Michael Van de Ven
Technical fouls: Lindenwood-None. Logan Chiropractic-None.
Attendance: 120

Score by periods	1st	2nd	Total
Lindenwood	52	47	99
Logan Chiropractic	24	32	56





2011-12 Stats

GAME 3 - LINDENWOOD 88, TIFFIN 84 FAIRBANKS, ALASKA

The Lindenwood men's basketball team won its third game of the season Thursday night, 88-84 over the Tiffin Dragons in Fairbanks, Alaska at the Alaska Invitational.

Lindenwood jumped out to a quick start scoring the game's first five points, and going on 13-2 run to start the game. The lead was at 11 just five minutes into the contest.

Tiffin did not go away though. After trailing by 11, the Dragons chipped away at the lead. At the 14 minute mark, Tiffin started connecting on some long-range shots. The Dragons made four straight three-point attempts and tied the score at 20 with nine minutes to play.

The momentum shifted to the Dragons and they extended their lead to five. Alex Bazzell stopped the bleeding for a moment with a three to cut the lead to two. But the only problem was that Tiffin again went on another three-point string. The Dragons made threes on three straight possessions to push the lead back up to 11.

With under a minute to play in the first half, Lindenwood cut the lead to eight and at the buzzer Bazzell hit a long three to only trail by five.

The second half started, with Tiffin continuing to lead until the 14:53 mark when the Lions took their first lead since early in the game after a Bazzell layup. The two teams traded the lead four times until the eight minute mark when Lindenwood took control.

The Lions extended the lead up to eight after going 6-for-7 from the line in a two minute span. The Dragons got the lead down to three with under a minute to play, but two more free throws from Kramer Soderberg sealed the game.

Lindenwood shot 44 percent from the field, 72 percent from the free-throw line, but just 28 percent from behind the three-point arc. The Lions outrebounded Tiffin 44-36 and forced 12 turnovers.

Bazzell led the way scoring 25 points including an 11-for-13 night from the charity stripe. Garrett Reeg had his best night of the year, with 14 points and nine rebounds. Cody Sorenson and Richie Thompson pitched in with 10 and 11 points respectively. Efran Eren led the Lions on the boards with 11.

GAME 4 - LINDENWOOD 89, SBU 92 (OT) FAIRBANKS, ALASKA

The Lindenwood Lions basketball team played its second overtime game of the season Friday night. This time the Lions fell in the extra frame, 92-82, to Southwest Baptist in Fairbanks, Alaska.

The first half was all Bearcats. Southwest Baptist led the whole first half except twice, when the game was tied. The Bearcats led by as many as 10 in the opening half. But late in the half, Lindenwood started to chip away at the lead. Darris Smith hit a three-pointer with a minute to play to send the game into the break, with the Lions trailing by just two.

The second half started off well for Lindenwood. The team made its first four-of-five shot attempts in the half to take its first lead of the night. But, the lead did not last long. The Bearcats went on a 15-6 run over a four minute span to extend the lead up to six.

Lindenwood did not go away, chipping away at the lead and then retook the lead again at the eight-minute mark. The Lions extended the lead to five, which was the teams largest of the night.

After Lindenwood looked to be in control, the Bearcats answered the bell and went on an 8-0 run to take a one point lead with just over two minutes to go. Southwest Baptist pushed the lead to two after Ryan Dougherty hit one of two free throws with eight seconds to play. Trailing by two, the ball went into the hands of Alex Bazzell, who connected on a layup to tie the score and send the game into overtime.

The overtime period was all Southwest Baptist. The Bearcats hit all eight of their shot attempts and all four free-throw attempts to outscore the Lions by 10 in the extra frame.

Lindenwood shot 45 percent from the field, including 43 percent from behind the arc. The Lions turned the ball over 20 times, and eight assists compared to the Bobcats 20.

Kramer Soderberg led the way for Lindenwood scoring 25 points and also grabbed five rebounds. Alex Bazzell and Garrett Reeg scored 16 point each, and each had eight rebounds.

With the loss the Lions fall to 3-1 on the season.

Tiffin 84 • 2-1

#	Player	Total		3-Ptr		Rebounds			PF	TP	A	TO	Blk	Stl	Min
		FG-FGA	FT-FTA	FG-FGA	FT-FTA	Off	Def	Tot							
00	Barlow, Keenan	f	1-3	1-3	2-2	0	2	2	4	5	1	0	0	1	25
24	Spahr, Travis	f	2-10	0-0	4-5	5	10	15	3	8	1	1	0	1	35
32	Harris, Brandon	c	0-2	0-0	0-0	0	1	1	4	0	0	1	1	0	10
11	Finley, Karl	g	13-24	2-4	3-4	2	1	3	4	31	3	2	1	2	36
33	Graessle, Joe	g	7-16	4-9	0-0	0	2	2	3	18	1	4	0	2	35
01	Johnson, Iman	g	2-4	0-0	3-4	3	5	8	4	7	2	2	1	0	20
02	Twine, Isalah	g	1-1	1-1	0-0	0	0	0	1	3	1	0	0	0	3
05	Cannaday, Eugene	g	1-4	0-0	1-2	1	1	2	3	3	1	1	0	1	14
14	Bouley, Michael	g	1-2	0-0	0	0	1	1	1	2	0	0	0	0	4
15	Bendolph, Andrew	g	0-0	0-0	0	0	0	0	0	0	0	1	0	0	11
22	Denison, Cody	g	0-0	0-0	0	0	0	0	1	0	0	0	0	0	7
31	Mackie, Keith	g	2-3	1-2	2-3	0	1	1	1	7	1	0	0	1	7
	Team					0	1	1							
	Totals		30-69	9-19	15-20	12	24	36	30	84	11	12	3	8	200

FG % 1st Half: 14-33 42.4% 2nd half: 16-36 44.4% Game: 30-69 43.5%
 3FG % 1st Half: 7-11 63.6% 2nd half: 2-8 25.0% Game: 9-19 47.4%
 FT % 1st Half: 5-6 83.3% 2nd half: 10-14 71.4% Game: 15-20 75.0%

Deadball Rebounds 2

Lindenwood 88 • 3-0

#	Player	Total		3-Ptr		Rebounds			PF	TP	A	TO	Blk	Stl	Min
		FG-FGA	FT-FTA	FG-FGA	FT-FTA	Off	Def	Tot							
01	Eren, Efran	f	3-6	0-0	3-4	4	7	11	1	9	2	1	0	0	35
04	Reeg, Garrett	f	4-6	0-1	6-12	5	4	9	4	14	1	3	0	0	19
12	Soderberg, Kramer	g	1-10	0-3	4-4	0	8	8	2	6	3	4	0	1	33
13	Thompson, Richie	g	3-6	0-1	5-8	2	2	4	4	11	1	2	1	1	24
24	Bazzell, Alex	g	6-11	2-2	11-13	0	3	3	2	25	3	3	0	1	32
03	Smith, Darris	g	2-5	1-3	2-2	0	1	1	0	7	0	1	0	0	17
01	Eren, Michael	g	0-2	0-2	0	0	0	0	2	0	1	0	0	0	7
22	Sorenson, Cody	g	4-6	1-2	1-1	2	3	5	2	10	0	1	0	0	15
31	Ressel, Tyler	g	2-4	0-0	0	0	1	1	1	4	1	0	0	0	16
40	Simmons, Michael	g	1-1	0-0	0	0	1	0	1	0	2	0	0	0	2
44	Johnson, Devin	g	0-0	0-0	0	0	1	1	1	0	1	0	0	0	0
	Team					0	0	0							
	Totals		26-57	4-14	32-44	14	30	44	19	88	13	16	1	3	200

FG % 1st Half: 13-31 41.9% 2nd half: 13-26 50.0% Game: 26-57 45.6%
 3FG % 1st Half: 3-8 37.5% 2nd half: 1-6 16.7% Game: 4-14 28.6%
 FT % 1st Half: 8-12 66.7% 2nd half: 24-32 75.0% Game: 32-44 72.7%

Deadball Rebounds 5

Officials: Fred Trotter, Joe Thomas, Aaron Hamilton
 Technical fouls: Tiffin-None. Lindenwood-None.
 Attendance: 385

Score by periods	1st	2nd	Total
Tiffin	40	44	84
Lindenwood	37	51	88

Southwest Baptist 92 • 4-0

#	Player	Total		3-Ptr		Rebounds			PF	TP	A	TO	Blk	Stl	Min
		FG-FGA	FT-FTA	FG-FGA	FT-FTA	Off	Def	Tot							
23	Zellner, Daveion	f	3-4	0-0	2-2	4	2	6	3	8	1	1	0	0	18
32	Sloan, Kyle	f	5-9	3-5	2-2	0	2	2	1	15	0	3	0	0	34
33	Memmon, Robson	f	5-10	0-0	1-2	0	4	4	2	11	2	4	0	0	28
03	Guiot, Preston	g	7-13	4-9	0-0	0	1	1	4	18	9	2	0	0	38
25	Dougherty, Ryan	g	9-15	2-6	2-4	1	2	3	1	22	7	2	0	0	43
01	Washington, Connor	g	0-0	0-0	0-0	0	0	0	0	1	0	0	0	0	1
10	Nolen, Jeremy	g	0-1	0-1	0-0	0	0	0	0	0	0	0	0	0	2
13	Littele, Jake	g	3-9	3-9	2-2	1	5	6	2	11	1	1	0	1	33
15	Odige, Ricky	g	1-1	1-1	0-0	2	1	3	1	3	0	1	0	1	18
42	Kamps, Abner	g	2-9	0-0	0-0	1	2	3	1	4	0	1	0	0	10
	Team					2	4	6							
	Totals		35-71	13-31	9-12	11	23	34	16	92	20	15	0	2	225

FG % 1st Half: 14-35 40.0% 2nd half: 13-28 46.4% OT: 8-8 100.0% Game: 35-71 49.3%
 3FG % 1st Half: 7-15 46.7% 2nd half: 3-11 27.3% OT: 3-3 100.0% Game: 13-31 41.9%
 FT % 1st Half: 0-0 0.0% 2nd half: 6-8 75.0% OT: 3-4 75.0% Game: 9-12 75.0%

Deadball Rebounds 0

Lindenwood 82 • 3-1

#	Player	Total		3-Ptr		Rebounds			PF	TP	A	TO	Blk	Stl	Min
		FG-FGA	FT-FTA	FG-FGA	FT-FTA	Off	Def	Tot							
01	Eren, Efran	f	1-3	0-0	0-0	2	1	3	3	2	0	1	0	0	24
04	Reeg, Garrett	f	6-9	1-1	3-5	3	5	8	3	16	0	5	1	0	34
12	Soderberg, Kramer	g	9-19	4-10	3-5	0	5	5	5	25	1	3	1	2	38
13	Thompson, Richie	g	1-4	0-0	2-2	0	0	0	1	4	0	3	0	1	18
24	Bazzell, Alex	g	4-11	2-6	6-8	1	7	8	0	16	2	2	0	1	39
03	Smith, Darris	g	2-6	1-3	2-2	1	2	3	1	7	2	1	0	1	18
01	Eren, Michael	g	0-1	0-1	0-0	0	1	1	0	0	0	2	0	0	6
22	Sorenson, Cody	g	1-2	1-2	0-0	0	3	3	0	3	0	1	2	0	21
31	Ressel, Tyler	g	3-5	3-5	0-0	0	0	0	1	9	1	2	0	1	15
40	Simmons, Michael	g	0-0	0-0	0-0	3	3	6	3	0	2	0	0	0	12
	Team					1	1	2							
	Totals		27-60	12-28	16-22	11	28	39	17	82	8	20	4	9	225

FG % 1st Half: 10-28 35.7% 2nd half: 12-23 52.2% OT: 5-9 55.6% Game: 27-60 45.0%
 3FG % 1st Half: 7-11 63.6% 2nd half: 3-11 27.3% OT: 2-6 33.3% Game: 12-28 42.9%
 FT % 1st Half: 6-7 85.7% 2nd half: 10-15 66.7% OT: 0-0 0.0% Game: 16-22 72.7%

Deadball Rebounds 5

Officials: Jon Bray, Nate Harris, Robert Grant
 Technical fouls: Southwest Baptist-None. Lindenwood-None.
 Attendance: Soderberg (LU) foul out (19.8 OT)

Score by periods	1st	2nd	OT	Total
Southwest Baptist	35	35	22	92
Lindenwood	33	37	12	82





2011-12 Stats

GAME 5 - LU 85, ALASKA-FAIRBANKS 77 FAIRBANKS, ALASKA

Kramer Soderberg had one of the best offensive games for a Lindenwood player over the last eight years, and the men's basketball team was able to leave Alaska with a victory. The Lions went into overtime for the second time in two nights and defeated Alaska-Fairbanks by an 85-77 score.

Lindenwood trailed the host school of the GCI Alaska Invitational for most of the night, including by double-digits for much of the first half. The Lions used a 17-6 run in the second half to come back and take a four-point lead with less than two minutes left in regulation.

After trading two points, Alaska hit a three-pointer to make it 73-72 and then forced a turnover on its press with 19 seconds left in the game. The Nanooks got open for a layup attempt but they were fouled with 10 seconds left. Alaska's shooter missed the first shot, but made the second to force overtime.

In overtime, the two teams traded baskets for the first part of the extra period. With the score tied at 77 and just over two minutes remaining, Alex Bazzell hit a three-pointer from well beyond the three-point arc. That took all of the steam out of the Nanooks as they did not score another point, and Lindenwood hit the free throw down the stretch to seal the win.

Soderberg led Lindenwood in nearly all areas as he had 35 points, six rebounds, three assists, and two steals. Only one Lindenwood player has scored more points in a game over the last eight seasons. Soderberg was 14-of-19 from the field, including two three-pointers, and he made five free throws. He had six of the team's 12 points in overtime.

Bazzell finished with 16 points, including three three-pointers and seven-of-eight from the free throw line. Efkam Eren had a team-high seven rebounds to go along with 12 points.

Lindenwood improves to 4-1 on the season and it finished 2-1 at the Alaska Invitational

GAME 6 - LINDENWOOD 86, URBANA 65 URBANA, OHIO

The Lindenwood men's basketball team upended Urbana University 86-65 on Wednesday night in Urbana, Ohio. The Blue Knights jumped out to an early 5-0 lead after the Lions missed their first three shots, but from that point on Lindenwood dominated.

After trailing, the Lions went on a 20-6 run to push their lead up to nine points. Lindenwood continued to pile up the points and ended the first half with a 26-point advantage.

The second half was much of the same for the Lions. The final half started with Lindenwood scoring the first five points and led by a game-high 31. The Lions lead stayed in the 20s for the rest of the half and Lindenwood rolled to the team's fifth win of the season.

Lindenwood shot 55 percent from the field while the Blue Knights shot just 33 percent. The Lions dominated the boards outrebounding Urbana 40-33.

Kramer Soderberg led the way for the Lions with 18 points and six assists. Tyler Ressel scored a career-high 15 points after a perfect five-for-five night from behind the three-point line.

Alex Bazzell scored in double figures for the sixth time in six games with 13. Cody Sorenson led Lindenwood with eight rebounds.

With the win the Lions improve their record to 5-1.

Lindenwood 85 • 4-1

#	Player	Total			3-Ptr			Rebounds			PF	TP	A	TO	Blk	Stl	Min
		FG-FGA	FG-FGA	FT-FTA	FG-FGA	FG-FGA	FT-FTA	Off	Def	Tot							
01	Eren,Efkam	f	6-11	0-1	0-0	0	7	7	2	12	0	0	0	0	0	32	
04	Reeg,Garrett	f	2-6	0-1	0-0	3	4	7	2	4	1	0	0	2	35		
12	Soderberg,Kramer	g	14-19	2-3	5-6	0	6	6	3	35	3	2	0	2	40		
13	Thompson,Richie	g	2-4	0-1	1-2	1	0	1	1	5	3	0	0	0	27		
24	Bazzell,Alex	g	3-12	3-6	7-8	0	1	1	1	16	3	4	0	0	36		
03	Smith,Darris	0	0-2	0-2	1-2	0	0	0	0	1	1	0	0	1	10		
21	Boos,Michael	0	0-0	0-0	0-0	0	0	0	0	0	0	0	0	0	4		
22	Sorenson,Cody	2	2-4	2-4	0-0	0	2	2	0	6	1	0	0	0	11		
31	Ressel,Tyler	1	1-2	0-1	0-0	0	1	1	0	2	1	0	0	1	19		
40	Simmons,Michael	0	0-1	0-0	0-0	0	0	0	3	0	0	2	0	0	6		
44	Johnson,Devin	2	2-3	0-0	0-0	0	2	2	1	4	0	0	0	0	5		
	Team					2	5	7									
	Totals		32-64	7-19	14-18	6	28	34	13	85	13	8	0	6	225		

FG % 1st Half: 17-33 51.5% 2nd half: 12-26 46.2% OT: 3-5 60.0% Game: 32-64 50.0% Deadball Rebounds
 3FG % 1st Half: 2-7 28.6% 2nd half: 4-11 36.4% OT: 1-1 100.0% Game: 7-19 36.8%
 FT % 1st Half: 2-2 100.0% 2nd half: 7-10 70.0% OT: 5-6 83.3% Game: 14-18 77.8%

Alaska-Fairbanks 77 • 1-4

#	Player	Total			3-Ptr			Rebounds			PF	TP	A	TO	Blk	Stl	Min
		FG-FGA	FG-FGA	FT-FTA	FG-FGA	FG-FGA	FT-FTA	Off	Def	Tot							
10	Tica,Stefan	f	4-13	4-11	0-2	0	0	0	2	12	0	1	1	0	36		
35	Pucar,Sergej	c	6-9	0-0	2-4	0	6	6	3	14	2	4	1	0	34		
03	Brinson,Dominique	g	4-13	0-5	0-0	2	4	6	3	8	1	2	0	1	38		
20	Matthews,Nico	g	2-4	0-0	2-2	2	4	6	3	6	5	0	0	2	40-		
55	Miller,Jarrett	g	11-16	3-4	1-2	0	5	5	3	26	5	4	0	0	36		
00	Teer,Ben	0	0-0	0-0	0-0	0	0	0	0	0	0	0	0	1	5		
05	Shaw,Daniel	3	3-3	0-0	0-0	0	4	4	1	6	0	0	1	1	11		
15	Burkhead,Armand	0	0-1	0-0	0-0	0	0	0	2	0	0	0	0	0	9		
32	Ward,Jesse	2	2-4	1-2	0-0	1	3	4	0	5	2	1	0	0	16		
	Team					0	1	1									
	Totals		32-63	8-22	5-10	5	27	32	17	77	15	13	3	3	225		

FG % 1st Half: 18-29 62.1% 2nd half: 13-28 46.4% OT: 1-6 16.7% Game: 32-63 50.8% Deadball Rebounds
 3FG % 1st Half: 6-10 60.0% 2nd half: 2-10 20.0% OT: 0-2 0.0% Game: 8-22 36.4%
 FT % 1st Half: 2-4 50.0% 2nd half: 1-4 25.0% OT: 2-2 100.0% Game: 5-10 50.0%

Officials: Robert Grant, Nate Harris, Jon Bray
 Technical fouls: Lindenwood-None, Alaska-Fairbanks-None.
 Attendance: 327

Score by periods	1st	2nd	OT	Total
Lindenwood	38	35	12	85
Alaska-Fairbanks	44	29	4	77

Lindenwood 86 • 5-1

#	Player	Total			3-Ptr			Rebounds			PF	TP	A	TO	Blk	Stl	Min
		FG-FGA	FG-FGA	FT-FTA	FG-FGA	FG-FGA	FT-FTA	Off	Def	Tot							
01	Eren,Efkam	*	2-6	0-0	5-6	0	6	6	1	9	0	1	0	0	23		
04	Reeg,Garrett	*	3-4	0-0	2-2	3	4	7	4	8	1	2	0	0	17		
12	Soderberg,Kramer	*	8-14	1-5	1-1	0	0	0	1	16	6	2	0	1	24		
13	Thompson,Richie	*	2-3	0-0	0-0	0	1	1	2	4	1	0	0	1	24		
24	Bazzell,Alex	*	4-11	1-4	4-5	0	5	5	0	13	5	3	0	1	28		
10	McVicar,Brevin	0	0-0	0-0	0-0	0	0	0	1	0	1	0	0	0	2		
21	Boos,Michael	1	1-2	0-0	0-0	0	1	1	1	2	1	1	0	0	12		
22	Sorenson,Cody	2	2-5	1-2	2-2	4	4	8	0	7	1	0	1	0	20		
23	Moore,Desmond	1	1-1	0-0	1-2	0	0	0	0	3	0	0	0	0	2		
30	Tilley,Alex	1	1-1	0-0	1-2	0	2	2	0	3	0	0	0	0	3		
31	Ressel,Tyler	*	5-5	5-5	0-0	0	3	3	4	15	0	0	0	0	13		
32	Smith,Darris	1	1-2	0-1	1-2	0	0	0	1	3	0	1	0	0	11		
34	Harris,Tyler	0	0-0	0-0	0-0	0	0	0	0	0	0	0	0	0	3		
40	Simmons,Michael	0	0-1	0-0	1-2	1	5	6	3	1	2	2	0	1	18		
	Team					1	0	1									
	Totals		30-55	8-17	18-24	9	31	40	18	86	18	12	1	4	200		

FG % 1st Half: 17-31 54.8% 2nd half: 13-24 54.2% Game: 30-55 54.5% Deadball Rebounds
 3FG % 1st Half: 4-8 50.0% 2nd half: 4-9 44.4% Game: 8-17 47.1%
 FT % 1st Half: 9-11 81.8% 2nd half: 9-13 69.2% Game: 18-24 75.0%

Urbana 65 • 2-4

#	Player	Total			3-Ptr			Rebounds			PF	TP	A	TO	Blk	Stl	Min
		FG-FGA	FG-FGA	FT-FTA	FG-FGA	FG-FGA	FT-FTA	Off	Def	Tot							
01	Sharif Muhammad Jr.	*	1-4	1-4	5-6	0	3	3	2	8	5	0	0	0	29		
05	Ramel Mitchell	*	7-16	5-10	2-2	3	1	1	1	21	2	1	0	1	33		
22	Dyrell Doltson	*	4-10	0-0	3-4	4	5	9	5	11	2	3	0	1	26		
31	Marcus Pearl	*	1-5	0-1	3-4	0	0	0	1	5	0	0	0	2	16		
32	Tigana Cain	*	1-9	0-2	2-4	3	4	7	3	4	1	0	1	2	31		
03	Danny Goins	3	3-3	2-2	0-1	0	0	0	0	5	8	1	1	0	16		
10	Casey Baker	0	0-1	0-1	0-0	0	0	0	0	0	1	0	0	0	8		
11	Stefon Perry	0	0-6	0-3	0-0	2	2	4	1	0	1	0	0	0	11		
14	Josh Brown	0	0-1	0-1	2	0	2	1	0	1	0	0	1	1	11		
33	Christian Moore	1	1-1	0-0	0-0	0	0	0	0	2	0	0	0	0	4		
34	Rob Matthews	1	1-1	0-0	0-0	0	0	0	0	2	0	0	0	0	6		
41	Brandon Woods	2	2-4	0-2	0-0	1	3	4	1	4	0	1	0	0	9		
	Team					0	0	0									
	Totals		21-63	8-26	15-22	15	18	33	20	65	13	8	1	8	200		

FG % 1st Half: 7-34 20.6% 2nd half: 14-29 48.3% Game: 21-63 33.3% Deadball Rebounds
 3FG % 1st Half: 1-13 7.7% 2nd half: 7-13 53.8% Game: 8-26 30.8%
 FT % 1st Half: 6-9 66.7% 2nd half: 9-13 69.2% Game: 15-22 68.2%

Officials:
 Technical fouls: Lindenwood-None, Urbana-None.
 Attendance: 489

Score by periods	1st	2nd	Total
Lindenwood	47	39	86
Urbana	21	44	65





2011-12 Stats

GAME 7 - LINDENWOOD 95, CENTRAL STATE 83 WILBERFORCE, OHIO

Kramer Soderberg and Alex Bazzell combined for 48 points in the Lindenwood Lions 95-83 win over Central State on Friday night in Wilberforce, Ohio.

Lindenwood outscored the Marauders 49-40 in the first half, and scored 46 more in the second half.

For the game, the Lions shot 48 percent from the field, and 54 percent from behind the three-point line. The free-throw line was a big factor in the contest. The Lions attempted 47 free throws compared to just 24 for Central State. Lindenwood was 40-for-47 from the line, while Bazzell and Soderberg were a combined 21-for-24.

Soderberg led the way offensively scoring 28 points. Bazzell chipped in with 20 points and Garrett Reeg scored 14. Efkan Eren led the team with eight rebounds and also scored 12.

With the win the Lions improved to 6-1.

GAME 8 - LINDENWOOD 100, WILBERFORCE 60 WILBERFORCE, OHIO

The Lindenwood men's basketball team hit the 100-mark for the first time since the 2007-08 season on Saturday afternoon in Wilberforce, Ohio. The Lions won their second game at the Ben Waterman Classic with a 100-60 victory over Wilberforce.

Lindenwood's offense hit 14 three-pointers and 24 free throws in the game. The Lions shot 48.4 percent from the field and 43.8 percent from behind the arc. Defensively, Lindenwood held Wilberforce to just 38.7 percent shooting from the field, including one-of-14 from three-point range.

Kramer Soderberg led Lindenwood with 21 points. It was the fifth time this season that he has scored over 20 points, including the fourth time in the last five games. Michael Boos added 16 points, Tyler Ressel had 14, and Alex Bazzell scored 12. Garrett Reeg led the team with seven rebounds and Efkan Eren had six.

Lindenwood improves to 7-1 on the season with the victory.

Lindenwood 95 • 6-1

##	Player	Total		3-Ptr		Rebounds			PF	TP	A	TO	Blk	Stl	Min
		FG-FGA	FG-FGA	FT-FTA	Off	Def	Tot								
01	Eren, Efkan	* 4-5	0-0	4-5	2	6	8	3	12	0	3	0	0	23	
04	Reeg, Garrett	* 4-9	1-1	5-8	1	3	4	3	14	2	1	0	1	28	
12	Soderberg, Kramer	* 8-11	3-3	9-10	1	2	3	2	28	4	4	0	0	31	
13	Thompson, Richie	* 3-4	0-0	2-2	2	0	2	4	8	0	2	1	1	25	
24	Bazzell, Alex	* 2-11	1-4	12-14	1	5	6	2	17	5	3	0	0	34	
03	Smith, Darris	0-2	0-1	0-0	0	2	2	0	0	1	0	0	0	6	
21	Boos, Michael	1-2	1-1	0-0	0	0	0	0	3	0	0	0	0	6	
22	Sorenson, Cody	1-5	1-3	4-4	4	1	5	2	7	0	1	0	0	20	
31	Ressel, Tyler	1-1	0-0	4-4	0	0	0	2	6	0	1	0	0	18	
40	Simmons, Michael	0-0	0-0	0-0	0	1	1	1	0	0	0	0	0	9	
Team				3 3 6											
Totals		24-50	7-13	40-47	14	23	37	19	95	12	16	1	2	200	

FG % 1st Half: 14-29 48.3% 2nd half: 10-21 47.6% Game: 24-50 48.0% Deadball Rebounds 3
3FG % 1st Half: 6-10 60.0% 2nd half: 1-3 33.3% Game: 7-13 53.8%
FT % 1st Half: 15-15 100.0% 2nd half: 25-32 78.1% Game: 40-47 85.1%

Central State 83 • 5-2

##	Player	Total		3-Ptr		Rebounds			PF	TP	A	TO	Blk	Stl	Min
		FG-FGA	FG-FGA	FT-FTA	Off	Def	Tot								
10	PHILLIP GATES	* 2-7	1-3	3-5	0	5	5	4	8	5	4	0	3	29	
20	GREG RICE	* 10-20	1-8	4-7	2	1	3	4	25	1	2	0	2	29	
23	GERALD CAMPBELL	* 6-11	1-3	2-2	3	0	3	3	15	1	1	2	0	30	
25	GEORGE BARROW	* 1-3	0-0	0-0	0	0	0	2	2	0	2	1	1	12	
32	DEMARKUS ISOM-JONE	* 1-3	0-1	0-0	1	0	1	4	2	0	0	0	0	14	
04	LEDONTE BODY	5-7	2-3	3-5	1	5	6	3	15	0	0	0	0	17	
05	LEE TABB	1-2	1-1	0-1	1	3	4	1	3	0	1	5	0	19	
11	DEANDRE RIEP	2-4	0-0	0-0	1	1	2	3	4	3	1	0	1	19	
21	EDDIE JEN PIERRE	3-6	1-2	0-1	2	1	3	1	7	0	0	0	0	11	
22	ED REED	0-1	0-0	0-0	0	0	0	0	0	0	0	0	0	2	
24	KEITH COX	1-1	0-0	0-0	0	0	0	2	2	0	0	0	0	18	
Team				3 0 3											
Totals		32-65	7-21	12-21	14	16	30	27	83	10	11	8	7	200	

FG % 1st Half: 18-38 47.4% 2nd half: 14-27 51.9% Game: 32-65 49.2% Deadball Rebounds 5
3FG % 1st Half: 2-11 18.2% 2nd half: 5-10 50.0% Game: 7-21 33.3%
FT % 1st Half: 2-8 25.0% 2nd half: 10-13 76.9% Game: 12-21 57.1%

Officials: Technical fouls: Lindenwood-None. Central State-DEMARKUS ISOM-JONES.
Attendance: 800

Score by periods	1st	2nd	Total
Lindenwood	49	46	95
Central State	40	43	83

Lindenwood 100 • 7-1

##	Player	Total		3-Ptr		Rebounds			PF	TP	A	TO	Blk	Stl	Min
		FG-FGA	FG-FGA	FT-FTA	Off	Def	Tot								
01	Eren, Efkan	* 1-3	0-1	4-6	2	4	6	2	6	1	0	0	0	19	
04	Reeg, Garrett	* 4-6	0-1	1-2	1	6	7	3	9	1	1	0	0	18	
12	Soderberg, Kramer	* 6-8	3-4	6-7	0	1	1	2	21	1	2	0	0	23	
13	Thompson, Richie	* 1-1	0-0	0-0	0	2	2	0	2	3	0	4	0	17	
24	Bazzell, Alex	* 3-8	3-4	3-6	0	1	1	1	12	3	2	0	0	16	
03	Smith, Darris	2-6	0-3	2-2	0	3	3	1	6	2	0	1	1	15	
10	McVicar, Brevin	2-3	2-3	0-0	0	0	0	1	6	0	0	0	0	4	
21	Boos, Michael	4-11	2-5	6-7	1	1	2	1	16	0	0	0	0	11	
22	Sorenson, Cody	4-7	0-1	0-0	0	5	5	1	8	1	1	0	0	26	
23	Moore, Desmond	0-1	0-1	0-0	1	1	2	1	0	1	1	0	1	3	
30	Tilley, Alex	0-1	0-0	0-0	0	1	1	0	0	0	0	0	0	3	
31	Ressel, Tyler	4-8	4-8	2-2	0	2	2	1	14	3	0	1	1	27	
32	Harris, Tyler	0-1	0-1	0-0	0	1	1	0	0	0	0	0	0	5	
40	Simmons, Michael	0-0	0-0	0-2	2	1	3	5	0	2	1	1	0	13	
Team				3 2 5											
Totals		31-64	14-32	24-34	10	31	41	19	100	18	8	7	3	200	

FG % 1st Half: 18-31 58.1% 2nd half: 13-33 39.4% Game: 31-64 48.4% Deadball Rebounds 5
3FG % 1st Half: 5-15 33.3% 2nd half: 9-17 52.9% Game: 14-32 43.8%
FT % 1st Half: 12-16 75.0% 2nd half: 12-18 66.7% Game: 24-34 70.6%

Wilberforce 60 • 2-6

##	Player	Total		3-Ptr		Rebounds			PF	TP	A	TO	Blk	Stl	Min
		FG-FGA	FG-FGA	FT-FTA	Off	Def	Tot								
03	CHRIS OLAFIOYE	* 4-10	0-2	1-3	0	0	0	4	9	2	0	0	0	27	
10	TERRANCE MORGAN	* 5-11	0-2	4-5	0	2	2	1	14	1	1	0	1	21	
23	RONALD HIGHTOWER	* 2-4	0-0	0-2	3	3	6	3	4	0	1	0	0	21	
34	DARIU FOSTER	* 7-13	0-3	2-2	2	0	2	1	16	2	2	1	2	31	
44	PATRIK PERDUE	* 0-1	0-0	0-0	0	2	2	1	0	0	1	0	0	15	
02	THOMAS WILSON	0-0	0-0	0-0	0	2	2	3	0	1	0	0	0	15	
04	YANN SANI	1-4	0-0	1-1	0	1	1	2	3	1	0	1	0	13	
12	LANCE WHITFIELD	0-5	0-3	2-2	0	3	3	2	1	0	0	0	0	11	
22	ASTION CHOICE	2-3	0-0	0-0	3	2	5	0	4	0	0	0	0	8	
24	RAYMOND HALL	1-5	1-4	0-2	0	2	2	4	3	2	1	1	0	16	
30	SHERROD ALLEN	0-0	0-0	0-0	0	1	1	0	0	0	1	0	0	3	
42	TREMAYNE SCOTT	2-6	0-0	1-2	2	0	2	1	5	0	1	0	0	19	
Team				2 6 8											
Totals		24-62	1-14	11-19	12	24	36	23	60	10	8	3	3	200	

FG % 1st Half: 14-37 37.8% 2nd half: 10-25 40.0% Game: 24-62 38.7% Deadball Rebounds 3.4
3FG % 1st Half: 1-8 12.5% 2nd half: 0-6 0.0% Game: 1-14 7.1%
FT % 1st Half: 5-9 55.6% 2nd half: 6-10 60.0% Game: 11-19 57.9%

Officials: Technical fouls: Lindenwood-None. Wilberforce-None.
Attendance: 500

Score by periods	1st	2nd	Total
Lindenwood	53	47	100
Wilberforce	34	26	60





2011-12 Stats

GAME 9 - LINDENWOOD 136, CONCORDIA 57 ST. CHARLES, MO.

The Lindenwood men's basketball team set a school record in points scored after a 136-57 win over Concordia Seminary on Tuesday night in St. Charles, Mo. Six Lions scored in double figures and five set their career-highs in points scored.

Garrett Reeg led the way for the Lions, scoring his career-high 21 points and grabbing a game-high 11 rebounds. Tyler Harris, Tyler Ressel, Alex Tilley, and Desmond Moore also set career-highs. Harris scored 11, Simmons tallied seven, Tilley scored four, and Moore poured in eight.

Kramer Soderberg also scored in double-figures with 13. Alex Bazzell and Richie Thompson both had a perfect shooting night. Bazzell scored 16 points on six-for-six shooting, and Thompson scored 10 after making all five of his shots.

The Lions had their best night of the season shooting the ball. The team shot 67 percent from the field and made 20-of-34 three pointers, good for 58 percent. Lindenwood's defense held the Preachers to 34 percent from the field and dominated the glass, 53-24.

With the win, the Lions improve to 8-1 on the season.

GAME 10 - LINDENWOOD 86, LINCOLN 54 JEFFERSON CITY, MO.

The Lindenwood Lions beat a future MIAA opponent, the Lincoln Blue Tigers, 86-54 Saturday afternoon in Jefferson City, Mo.

The Lions started the contest off making their first shot, but followed that up by missing on their next three shots, which allowed Lincoln to take an early four-point lead. Fortunately for the Lions, that was the last time they trailed. Lindenwood exploded on a 29-13 run to take a 15-point advantage. The Blue Tigers were able to cut the lead to 11 at the half.

The second half was all Lindenwood. The Lions started the half going on a 24-3 run over the first eight minutes to jump out to a 26-point lead. From that point on Lindenwood cruised to the victory.

The Lions shot 51 percent from the field, while the Blue Tigers shot just 30 percent. For the first time this season, the Lindenwood were outrebounded 39-38. The Lions defense forced the Blue Tigers into 17 turnovers.

Alex Bazzell led the way for Lindenwood with 22 points. Tyler Ressel came off the bench to score 14 and Kramer Soderberg pitched in with 12.

With the win, the Lions improve to 9-1.

Concordia Seminary 57 • 0-6

##	Player	Total			3-Ptr			Rebounds			PF	TP	A	T	Bk	Stl	Min
		FG-FGA	FG-FGA	FT-FTA	FG-FGA	FG-FGA	FT-FTA	Off	Def	Tot							
15	Wil Stelzer	* 1-5	0-1	0-0	0	5	5	1	2	4	1	0	0	32			
23	Joshua Duffy	* 8-17	2-6	0-0	1	0	1	1	18	3	4	0	1	30			
24	Ethan Luhman	* 1-4	0-0	0-0	1	0	1	0	2	1	0	0	0	15			
35	Ben Johnson	* 7-18	5-11	0-0	0	2	2	0	19	1	0	0	1	32			
45	Calvin Kapels	* 3-16	2-9	0-2	3	3	6	1	8	5	3	5	0	36			
12	Marcus Lane	1-5	0-3	0-0	0	2	2	0	2	0	1	0	0	17			
34	Kirk Neugebauer	0-1	0-0	0-0	1	1	2	0	0	0	1	0	0	13			
54	David Mommens	1-2	0-0	0-0	1	0	1	0	2	0	1	0	0	6			
55	C.J. Luttlinen	2-2	0-0	0-0	0	1	1	1	4	1	0	0	0	13			
65	Tom Schlund	0-1	0-0	0-0	1	0	1	0	0	0	0	0	0	6			
	Team				2	0	2										
	Totals	24-71	9-30	0-2	10	14	24	4	57	15	11	5	2	200			

FG % 1st Half: 14-33 42.4% 2nd half: 10-38 26.3% Game: 24-71 33.8%
 3FG % 1st Half: 5-14 35.7% 2nd half: 4-16 25.0% Game: 9-30 30.0%
 FT % 1st Half: 0-2 0.0% 2nd half: 0-0 0.0% Game: 0-2 0.0%

Lindenwood 136 • 8-1

##	Player	Total			3-Ptr			Rebounds			PF	TP	A	T	Bk	Stl	Min
		FG-FGA	FG-FGA	FT-FTA	FG-FGA	FG-FGA	FT-FTA	Off	Def	Tot							
01	Eren,Efkan	* 4-5	1-2	0-0	1	4	5	0	9	0	1	0	1	15			
04	Reeg,Garrett	* 10-13	1-2	0-0	6	5	11	0	21	1	0	0	0	17			
12	Soderberg,Kramer	* 5-10	3-4	0-0	1	0	1	1	13	5	1	1	1	17			
13	Thompson,Richie	* 5-5	0-0	0-0	1	2	3	1	10	4	0	0	1	13			
24	Bazzell,Alex	* 6-6	2-2	0-0	4	4	0	0	16	6	1	0	0	16			
03	Smith,Darris	3-5	0-1	1-2	0	1	1	0	7	3	1	0	0	19			
10	McVicar,Brevin	1-1	1-1	0-0	0	2	2	0	3	0	0	0	1	5			
21	Boos,Michael	4-7	3-5	0-0	0	1	1	0	11	2	0	0	0	11			
22	Sorenson,Cody	3-4	1-1	0-0	1	3	4	0	7	0	0	0	0	14			
23	Moore,Desmond	2-4	2-3	2-2	0	0	0	0	8	1	0	0	0	9			
30	Tilley,Alex	2-3	0-1	0-0	1	4	5	1	4	2	2	0	0	12			
31	Ressel,Tyler	3-7	3-6	0-0	0	4	4	0	9	3	0	0	1	17			
42	Harris,Tyler	4-7	3-6	0-0	0	1	1	0	11	1	0	0	1	12			
30	Simmons,Michael	3-5	0-0	1-2	4	5	9	0	7	3	0	2	1	23			
	Team				0	2	2										
	Totals	55-82	20-34	6-8	15	38	53	3	136	31	6	4	6	200			

FG % 1st Half: 33-43 76.7% 2nd half: 22-39 56.4% Game: 55-82 67.1%
 3FG % 1st Half: 8-13 61.5% 2nd half: 12-21 57.1% Game: 20-34 58.8%
 FT % 1st Half: 2-2 100.0 2nd half: 4-6 66.7% Game: 6-8 75.0%

Officials: Technical fouls: Concordia Seminary-None. Lindenwood-None.
 Attendance: 250

Score by periods	1st	2nd	Total
Concordia Seminary	33	24	57
Lindenwood	76	60	136

Lindenwood 86 • 9-1

##	Player	Total			3-Ptr			Rebounds			PF	TP	A	T	Bk	Stl	Min
		FG-FGA	FG-FGA	FT-FTA	FG-FGA	FG-FGA	FT-FTA	Off	Def	Tot							
01	Eren,Efkan	* 2-2	0-0	0-0	0	5	5	3	4	1	2	0	0	20			
04	Reeg,Garrett	* 3-8	0-0	3-4	2	4	6	1	9	2	1	0	1	22			
12	Soderberg,Kramer	* 4-11	0-4	4-4	0	1	1	2	12	2	1	0	0	24			
13	Thompson,Richie	* 3-4	0-0	0-0	1	3	4	3	6	0	1	2	2	22			
24	Bazzell,Alex	* 4-7	3-4	11-14	0	3	3	0	22	4	2	0	1	22			
03	Smith,Darris	2-3	0-0	0-0	0	1	1	2	4	1	2	0	1	12			
10	McVicar,Brevin	1-1	1-1	0-0	0	1	1	0	3	0	0	0	0	2			
21	Boos,Michael	1-4	0-3	2-2	0	2	2	1	4	0	1	0	0	13			
22	Sorenson,Cody	1-4	0-2	3-4	2	4	6	0	5	0	0	1	1	17			
23	Moore,Desmond	1-1	0-0	0-0	0	1	1	1	2	0	0	0	0	3			
30	Tilley,Alex	0-0	0-0	0-0	0	0	0	1	0	0	0	0	0	4			
31	Ressel,Tyler	4-5	2-3	4-4	1	1	2	0	14	1	1	0	0	20			
22	Harris,Tyler	0-1	0-1	1-2	0	0	0	1	1	1	0	0	0	4			
40	Simmons,Michael	0-0	0-0	0-0	1	2	3	2	0	0	1	0	0	11			
	Team				3	0	3										
	Totals	26-51	6-18	28-34	10	28	38	17	86	12	12	4	6	200			

FG % 1st Half: 13-27 48.1% 2nd half: 13-24 54.2% Game: 26-51 51.0%
 3FG % 1st Half: 1-8 12.5% 2nd half: 5-10 50.0% Game: 6-18 33.3%
 FT % 1st Half: 10-12 83.3% 2nd half: 18-22 81.8% Game: 28-34 82.4%

Lincoln 54 • 1-8

##	Player	Total			3-Ptr			Rebounds			PF	TP	A	T	Bk	Stl	Min
		FG-FGA	FG-FGA	FT-FTA	FG-FGA	FG-FGA	FT-FTA	Off	Def	Tot							
12	RIDDLE, Cedric	* 7-15	0-3	3-7	4	4	8	4	17	1	3	0	4	31			
21	LITTLEJOHN, Trent	* 0-4	0-3	3-6	0	2	2	1	3	0	3	0	2	20			
23	PAYTON, Jimmy	* 4-5	1-1	0-0	4	1	5	1	3	4	0	1	0	20			
33	HALEY, Andrew	* 2-10	0-2	0-0	3	1	4	2	4	1	2	0	0	28			
40	EDMOND, James	* 1-6	0-1	0-0	2	2	4	3	2	0	0	0	0	18			
00	WILLIAMS, Jason	0-3	0-0	0-2	2	3	5	2	0	0	2	1	0	15			
01	WILLIAMS, Terrell	3-8	0-0	0-0	0	1	1	1	6	0	0	0	0	24			
02	HECKEMEYER, Caleb	0-2	0-1	0-0	0	0	0	0	1	0	0	0	0	6			
03	FLEMING, Clifton	1-4	1-1	0-0	0	1	1	3	3	1	1	0	0	17			
22	MORRIS, Darius	0-2	0-1	4-4	3	1	4	2	4	0	0	0	0	9			
32	WHITSON, Darius	1-5	0-1	2-2	0	0	0	1	4	0	0	0	0	5			
35	STANCIEL, Brandon	1-1	0-0	0-0	0	0	0	0	2	0	1	0	0	7			
	Team				3	1	4										
	Totals	20-65	2-12	12-24	21	17	38	21	54	6	17	1	7	200			

FG % 1st Half: 11-29 37.9% 2nd half: 9-36 25.0% Game: 20-65 30.8%
 3FG % 1st Half: 2-6 33.3% 2nd half: 0-6 0.0% Game: 2-12 16.7%
 FT % 1st Half: 2-9 22.2% 2nd half: 10-15 66.7% Game: 12-24 50.0%

Officials: Chris Kesphol, Scott Sloyer & Matt Berry
 Technical fouls: Lindenwood-None. Lincoln-None.
 Attendance: 102

Score by periods	1st	2nd	Total
Lindenwood	37	49	86
Lincoln	26	28	54





2011-12 Stats

GAME 11 - LU 74, LINDSEY WILSON 65 ST. CHARLES, MO.

The Lindenwood basketball team overcame a slow start and upended the Lindsey Wilson Blue Raiders 74-65 on Monday night at the Hyland Arena.

The game started with Lindsey Wilson scoring the first points of the game, followed by the Lions tying the score. Lindenwood grabbed a three-point lead with 13:32 to play in the first half, and then there seemed to be a lid on the hoop for the Lions. Over the next seven minutes, Lindenwood was two-for-22 shooting the ball, and allowed Lindsey Wilson to take a seven-point lead.

Finally, at the four-minute mark, Tyler Ressel connected on a three-pointer which sent the Lions on a 12-0 run to take a five-point lead. The Blue Raiders were able to chip away at the lead and got it down to one at the end of the half.

The opening half saw Lindenwood shoot 29 percent from the field and 25 percent from behind the three-point line. Fortunately for the Lions, after playing one of their worst halves of the year, the team was still leading by a point.

The start of the second half was a different story for the home team. The Lions made their first 10-of-12 shots to take a 10-point lead. The Blue Raiders cut the lead to four on two separate occasions, but every time they would, Lindenwood had an answer. In the final 20 minutes, the Lions shot 59 percent from the field and pulled out a big victory over the NIAA's No. 19 team.

After a tough first half shooting, Lindenwood was still able to shoot 44 percent from the field and 30 percent from behind the arc. The Lions dominated the boards, outrebounding Lindsey Wilson 37-29, including a 14-4 margin on the offensive glass. Lindenwood's defense forced the Blue Raiders into 16 turnovers while the Lions turned it over just eight times.

Kramer Soderberg led the team in scoring with 19 points, which is the seventh time this season he has been the high scorer. Alex Bazzell continued his streak of scoring in double figures every game this season with 18, and also dished out seven assists. Garret Reeg chipped in with 12 points and eight rebounds, while Efkam Eren led the team with 10 rebounds.

GAME 12 - LINDENWOOD 93, LA SIERRA 70 LAS VEGAS, NEV.

The Lindenwood men's basketball team used a strong first half to roll to a 93-70 win over the La Sierra Golden Eagles on Wednesday afternoon in Las Vegas, Nevada.

In the opening half, the Lions shot over 65 percent from the field and from behind the arc to jump out to a 12 point lead. The second half was not as kind to the Lions, even though they shot 52 percent from the field. The Golden Eagles could never get the lead below 12 in the second half and the lead was as high as 27 for Lindenwood.

Garrett Reeg led the way for the Lions with 24 points. The sophomore started the contest on fire, scoring 19 first half points. He finished the game missing just one shot in nine attempts. Tyler Ressel continued his hot shooting from behind the arc going 4-for-7, and scoring 15 points. Alex Bazzell and Kramer Soderberg each scored 12 points. Cody Sorenson led the way on the boards with eight.

The Lions forced the Golden Eagles into 18 turnovers and held them to 42 percent shooting from the floor. Lindenwood outrebounded La Sierra 35-30.

With the win the Lions have now won eight in a row and are 11-1 on the season.

Lindsey Wilson 65 • 9-4

##	Player	Total		3-Ptr		Rebounds			PF	TP	A	TO	Blk	Stl	Min
		FG-FGA	FG-FGA	FT-FTA	Off	Def	Tot								
02	Giorgos Pramagioulis	* 0-2	0-1	0-2	1	2	3	1	0	0	0	0	0	0	20
12	Wesley Hanspard	* 2-4	0-0	0-0	1	2	3	4	4	0	0	0	0	1	25
25	Chase Spreen	* 4-11	2-8	4-4	1	3	4	1	14	1	2	1	0	35	
30	Chase Cox	* 2-6	1-5	0-0	0	2	2	2	5	3	3	2	0	39	
31	Darren Ballou	* 5-7	1-3	0-0	0	2	3	11	2	1	3	0	0	28	
01	Katon Kimberland	* 4-7	1-3	4-5	0	4	4	2	13	3	6	0	1	27	
11	Milos Petrovic	4-5	0-0	2-2	0	1	1	0	10	1	1	0	0	6	
33	Josh White	4-6	0-1	0-2	1	8	9	2	8	0	3	1	0	20	
Team						0		1							
Totals		25-48	5-21	10-15	4	25	29	15	65	10	16	7	2	200	

FG % 1st Half: 10-22 45.5% 2nd half: 15-26 57.7% Game: 25-48 52.1%
 3FG % 1st Half: 2-10 20.0% 2nd half: 3-11 27.3% Game: 5-21 23.8%
 FT % 1st Half: 4-7 57.1% 2nd half: 6-8 75.0% Game: 10-15 66.7%

Lindenwood 74 • 10-1

##	Player	Total		3-Ptr		Rebounds			PF	TP	A	TO	Blk	Stl	Min
		FG-FGA	FG-FGA	FT-FTA	Off	Def	Tot								
01	Eren, Efkam	* 4-6	1-2	0-1	2	8	10	1	9	0	1	0	1	26	
04	Reeg, Garrett	* 5-8	0-0	2-2	6	2	8	4	12	1	1	0	0	31	
12	Soderberg, Kramer	* 8-19	1-3	2-4	1	1	2	4	19	5	2	0	3	36	
13	Thompson, Richie	* 1-3	0-1	0-0	0	3	3	1	2	1	0	1	0	28	
24	Bazzell, Alex	* 6-15	2-4	4-4	1	4	5	1	18	7	1	0	0	36	
03	Smith, Darris	0-3	0-1	0-0	0	1	1	0	0	0	0	0	0	5	
21	Boos, Michael	0-0	0-0	0-0	0	0	0	0	0	0	1	0	0	0+	
22	Sorenson, Cody	3-8	0-4	0-0	1	1	2	1	6	0	1	0	0	18	
31	Ressel, Tyler	3-7	2-5	0-0	1	1	2	0	8	0	0	0	2	15	
40	Simmons, Michael	0-0	0-0	0-0	1	0	1	1	0	1	1	0	0	5	
Team						1		2							
Totals		30-69	6-20	8-11	14	23	37	13	74	15	8	1	6	200	

FG % 1st Half: 11-37 29.7% 2nd half: 19-32 59.4% Game: 30-69 43.5%
 3FG % 1st Half: 3-12 25.0% 2nd half: 3-8 37.5% Game: 6-20 30.0%
 FT % 1st Half: 2-2 100.0% 2nd half: 6-9 66.7% Game: 8-11 72.7%

Officials: Mike Litzelfatner, Lloyd Rice, Brad Stonecipher
 Technical fouls: Lindsey Wilson-None, Lindenwood-None.
 Attendance: 622

Score by periods	1st	2nd	Total
Lindsey Wilson	26	39	65
Lindenwood	27	47	74

La Sierra 70 • 1-12

##	Player	Total		3-Ptr		Rebounds			PF	TP	A	TO	Blk	Stl	Min
		FG-FGA	FG-FGA	FT-FTA	Off	Def	Tot								
05	Shaw, Bennett	* 2-5	1-3	0-0	2	2	4	2	5	2	3	0	0	26	
11	Robbins, Miles	* 2-9	1-5	5-6	0	1	1	0	10	4	1	0	0	27	
15	Woods, Daveon	* 0-0	0-0	3-4	1	0	1	4	3	1	4	0	0	14	
21	Zonker, Joshua	* 2-4	0-0	0-0	1	0	1	2	4	0	3	0	0	17	
23	Penn, Kenneth	* 6-14	0-0	8-10	4	7	11	3	20	1	1	0	0	25	
02	Steele, Jason	1-2	1-1	0-0	0	0	0	1	3	0	0	0	0	7	
03	Meyers, Eric	4-7	3-6	0-1	0	0	0	2	11	1	0	0	0	15	
22	Morales, Steven	0-0	0-0	0-0	0	0	0	0	0	0	0	0	0	1	
24	Kiefer, Garrette	1-5	0-3	0-2	1	2	3	2	2	2	2	0	1	19	
30	Madden, Connor	2-4	0-0	0-0	2	3	5	4	0	2	0	0	0	16	
31	Goldsmith, C.J.	0-1	0-0	0-0	0	1	1	0	0	1	2	0	1	10	
42	Williams, DePaul	4-7	0-0	0-1	1	1	2	5	8	1	0	0	1	23	
Team						1		0							
Totals		24-58	6-18	16-24	13	17	30	25	70	13	18	0	3	200	

FG % 1st Half: 14-32 43.8% 2nd half: 10-26 38.5% Game: 24-58 41.4%
 3FG % 1st Half: 2-8 25.0% 2nd half: 4-10 40.0% Game: 6-18 33.3%
 FT % 1st Half: 10-14 71.4% 2nd half: 6-10 60.0% Game: 16-24 66.7%

Lindenwood 93 • 11-1

##	Player	Total		3-Ptr		Rebounds			PF	TP	A	TO	Blk	Stl	Min
		FG-FGA	FG-FGA	FT-FTA	Off	Def	Tot								
01	Eren, Efkam	* 0-1	0-0	1-2	0	2	2	4	1	0	2	1	2	10	
04	Reeg, Garrett	* 8-9	1-1	7-11	2	4	6	3	24	2	2	0	0	24	
12	Soderberg, Kramer	* 5-10	0-3	2-4	0	1	1	2	12	5	3	0	4	24	
13	Thompson, Richie	* 3-6	1-1	0-2	2	0	2	2	7	1	1	0	0	18	
24	Bazzell, Alex	* 2-5	1-2	7-9	0	3	3	0	12	5	1	0	0	23	
03	Smith, Darris	1-3	0-0	2-2	0	3	3	0	4	1	0	0	0	14	
21	Boos, Michael	3-5	1-2	2-2	0	1	1	4	9	2	2	0	0	19	
22	Sorenson, Cody	3-4	1-2	0-0	3	5	8	2	7	1	1	0	1	25	
30	Tilley, Alex	0-0	0-0	0-0	0	0	0	0	0	0	0	0	0	3	
31	Ressel, Tyler	4-8	4-7	3-4	0	1	1	2	15	1	2	2	0	24	
40	Simmons, Michael	1-1	0-0	0-1	0	5	3	2	1	0	0	1	0	16	
Team						2		1							
Totals		30-52	9-18	24-37	9	26	35	22	93	19	14	1	10	200	

FG % 1st Half: 17-27 63.0% 2nd half: 13-25 52.0% Game: 30-52 57.7%
 3FG % 1st Half: 7-11 63.6% 2nd half: 2-7 28.6% Game: 9-18 50.0%
 FT % 1st Half: 11-14 78.6% 2nd half: 13-23 56.5% Game: 24-37 64.9%

Officials:
 Technical fouls: La Sierra-Woods, Daveon; TEAM, Lindenwood-None.
 Attendance: 75

Score by periods	1st	2nd	Total
La Sierra	40	30	70
Lindenwood	52	41	93





2011-12 Stats

GAME 13 - LINDENWOOD 78, MENLO 49 LAS VEGAS, NEV.

For the second straight game, the Lindenwood Lions basketball team used a huge first half and rolled to its 12th win of the season. The Lions beat the Menlo Oaks 78-49 at the Las Vegas Invitational on Thursday night.

The first half was all Lindenwood, as the team scored the game's first 12 points to take a 12-0 lead. The rest of the first half was much of the same. The Lions took a 46-24 lead into the locker room after the first 20 minutes. The opening half ended with the Lindenwood shooting 54 percent.

Even though the Lions did not shoot as well the second half, the team still outscored the Oaks 32-25. For the game, Lindenwood shot 45 percent from the field and 30 percent from behind the arc. The Lions dominated Menlo on the boards 56-37.

Efkan Eren led the team in scoring with 18 points and also chipped in six rebounds. Cody Sorenson was second the team in scoring with 12 points. Richie Thompson and Kramer Soderberg each scored 10, while Garrett Reeg led the team with nine rebounds.

With the win the Lions have now won nine games in a row and are 12-1.

GAME 14 - LINDENWOOD 72, DAEMEN 53 LAS VEGAS, NEV.

The Lindenwood men's basketball team finished off the Las Vegas Invitational with a 3-0 record. The Lions won their final game 72-53 over the Daemen Wildcats Friday night in Las Vegas, Nev.

For the third straight game in Las Vegas, the Lions used a strong first half to jump out to a big lead. The opening half saw Lindenwood shoot 52 percent from the field and held the Wildcats to just 28 points. The Lions led at the intermission 41-28. The final half was all about the Lindenwood defense. The Lions held Daemen to just nine field goals and 39 percent shooting.

Lindenwood shot 45 percent from the field and 44 percent from behind the three-point line for the game. The Lions outrebounded Daemen 41-32 and compiled six blocks, and six steals.

Kramer Soderberg led the way scoring 22 points. Alex Bazzell chipped in with 16 points while grabbing a team-high seven rebounds, and dishing out three assists. Tyler Ressel had another big night scoring 14 points.

With the win the Lions have now won 10 games in a row and are 13-1.

Menlo 49 • 2-13

#	Player	Total		3-Ptr		Rebounds			PF	TP	A	TO	Blk	Stl	Min
		FG-FGA	FG-FGA	FT-FTA	Off	Def	Tot								
14	JONES, ChaRunn	* 6-14	5-10	0-0	0	2	2	17	0	2	0	1	34		
20	TATUM, Tim	* 5-14	0-0	0-0	7	4	11	2	10	2	2	1	24		
22	YOUNG, Andrew	* 0-4	0-1	2-2	0	1	1	3	2	1	3	0	19		
24	BURTON, Cyleb	* 1-12	0-4	0-2	0	2	2	4	2	0	2	0	18		
34	DUNBAR, Malik	* 0-0	0-0	0-2	2	4	6	2	0	0	1	0	20		
10	MONROY, Carlos	0-3	0-3	1-2	2	1	3	0	1	0	2	0	12		
11	WINN, Toreno	2-6	1-2	1-3	0	0	0	1	6	0	0	0	15		
12	SMITH, John	1-5	0-1	0-0	1	2	3	0	2	0	1	0	9		
21	BARNES, Charles	1-6	0-4	0-0	1	0	1	1	2	1	0	0	21		
31	DUKES, Abram	0-1	0-0	0-0	0	0	0	0	0	0	0	0	4		
32	ENGEL, Alexander	0-1	0-0	2-2	0	2	2	1	2	3	0	0	10		
33	RAI, Mandip	2-3	1-2	0-0	1	1	2	1	5	1	0	0	14		
	Team				2	2	4								
	Totals		18-69	7-27	6-13	16	21	37	17	49	8	13	1	200	

FG % 1st Half: 9-34 26.5% 2nd half: 9-35 25.7% Game: 18-69 26.1% Deadball Rebounds: 2
3FG % 1st Half: 3-14 21.4% 2nd half: 4-13 30.8% Game: 7-27 25.9%
FT % 1st Half: 3-5 60.0% 2nd half: 3-8 37.5% Game: 6-13 46.2%

Lindenwood 78 • 12-1

#	Player	Total		3-Ptr		Rebounds			PF	TP	A	TO	Blk	Stl	Min
		FG-FGA	FG-FGA	FT-FTA	Off	Def	Tot								
01	Eren,Efkan	* 5-6	2-2	6-6	2	4	6	2	18	0	3	0	1	16	
04	Reeg,Garrett	* 3-5	0-1	1-1	3	6	9	2	7	1	4	1	2	22	
12	Soderberg,Kramer	* 4-9	0-2	2-3	0	1	1	0	10	3	1	0	2	23	
13	Thompson,Richie	* 5-8	0-1	0-0	4	4	8	0	10	0	0	0	0	14	
24	Bazzell,Alex	* 2-10	0-4	0-1	0	3	3	0	4	7	1	0	1	24	
03	Smith,Darris	2-5	0-1	0-0	0	1	1	0	4	2	2	0	0	16	
10	McVicar,Brevin	0-0	0-0	0-0	0	0	0	1	0	0	1	0	0	3	
21	Boos,Michael	2-6	2-3	2-4	2	1	3	2	8	0	0	0	0	14	
22	Sorenson,Cody	4-5	1-2	3-4	1	5	6	2	12	0	0	1	2	19	
23	Moore,Desmond	0-2	0-1	0-0	0	1	1	0	0	0	0	0	0	3	
30	Tilley,Alex	1-2	0-0	0-0	0	0	0	0	2	0	1	0	0	5	
31	Ressel,Tyler	1-3	1-2	0-0	0	4	4	1	3	3	1	0	0	21	
32	Harris,Tyler	0-1	0-1	0-0	0	1	1	0	0	0	1	0	0	5	
40	Simmons,Michael	0-2	0-0	0-0	2	5	7	2	0	2	0	0	0	15	
	Team				2	4	6								
	Totals		29-64	6-20	14-19	16	40	56	12	78	18	15	2	8	200

FG % 1st Half: 16-30 53.3% 2nd half: 13-34 38.2% Game: 29-64 45.3% Deadball Rebounds: 3
3FG % 1st Half: 2-6 33.3% 2nd half: 4-14 28.6% Game: 6-20 30.0%
FT % 1st Half: 12-15 80.0% 2nd half: 2-4 50.0% Game: 14-19 73.7%

Officials: V Briscoe, T Colozo, N Curtis
Technical fouls: Menlo-None. Lindenwood-None.
Attendance: 103
Las Vegas Classic - Game 8
Game played at Bonanza High School

Score by periods	1st	2nd	Total
Menlo	24	25	49
Lindenwood	46	32	78

Lindenwood 72 • 13-1

#	Player	Total		3-Ptr		Rebounds			PF	TP	A	TO	Blk	Stl	Min
		FG-FGA	FG-FGA	FT-FTA	Off	Def	Tot								
01	Eren,Efkan	* 0-3	0-2	2-2	0	6	6	4	2	2	4	0	0	26	
04	Reeg,Garrett	* 0-4	0-0	2-2	2	3	5	4	2	0	1	0	1	13	
12	Soderberg,Kramer	* 7-11	1-1	7-8	0	3	3	3	22	2	2	0	1	27	
13	Thompson,Richie	* 0-1	0-0	0-0	0	4	4	2	0	2	0	2	0	22	
24	Bazzell,Alex	* 5-11	1-3	5-9	0	7	7	0	16	3	1	2	2	33	
03	Smith,Darris	0-0	0-0	0-0	0	0	0	1	0	0	1	0	1	5	
21	Boos,Michael	2-3	1-2	0-0	1	0	1	0	5	1	0	0	0	4	
22	Sorenson,Cody	3-6	1-3	0-0	2	2	4	1	7	2	0	1	1	30	
31	Ressel,Tyler	5-10	4-7	0-0	0	2	2	0	14	2	1	0	0	29	
40	Simmons,Michael	2-4	0-0	0-0	4	0	4	3	4	1	3	1	0	11	
	Team				2	3	5								
	Totals		24-53	8-18	16-21	11	30	41	18	72	15	14	6	200	

FG % 1st Half: 15-29 51.7% 2nd half: 9-24 37.5% Game: 24-53 45.3% Deadball Rebounds: 2
3FG % 1st Half: 5-11 45.5% 2nd half: 3-7 42.9% Game: 8-18 44.4%
FT % 1st Half: 6-9 66.7% 2nd half: 10-12 83.3% Game: 16-21 76.2%

Daemen 53 • 8-8

#	Player	Total		3-Ptr		Rebounds			PF	TP	A	TO	Blk	Stl	Min
		FG-FGA	FG-FGA	FT-FTA	Off	Def	Tot								
11	Dom Mazzocchi	* 4-13	1-4	4-6	0	5	5	1	13	6	2	0	1	32	
21	Mark Coppola	* 0-1	0-1	0-0	1	3	4	5	0	3	0	0	0	24	
24	Jim Regan	* 8-14	0-1	4-4	1	4	5	1	20	1	0	2	0	35	
32	Kadeem Johnson	* 0-2	0-0	0-2	0	3	3	5	0	0	0	0	0	15	
55	Gerald Beverly	* 2-6	0-0	1-1	1	2	3	0	5	0	1	5	0	17	
04	Troy Nowak	1-4	0-0	0-0	1	1	2	1	2	0	1	0	0	18	
31	Devon Dawson	3-11	0-1	1-2	2	1	3	2	7	0	4	1	1	22	
33	Jordan Greene	0-1	0-0	0-0	0	0	0	1	0	0	2	0	0	8	
41	Chandler Williams	3-6	0-0	0-2	3	1	4	1	6	0	1	0	0	21	
44	Samuel Ouedraogo	0-0	0-0	0-0	0	0	0	0	0	0	0	0	0	8	
	Team				2	1	3								
	Totals		21-58	1-7	10-17	11	21	32	17	53	10	11	8	2	200

FG % 1st Half: 12-35 34.3% 2nd half: 9-23 39.1% Game: 21-58 36.2% Deadball Rebounds: 3
3FG % 1st Half: 0-4 0.0% 2nd half: 1-3 33.3% Game: 1-7 14.3%
FT % 1st Half: 4-8 50.0% 2nd half: 6-9 66.7% Game: 10-17 58.8%

Officials: Eric Morales, Ken Ramey, Nathan Curtis
Technical fouls: Lindenwood-None. Daemen-None.
Attendance: 90
Las Vegas Classic - Game 15
Game played at Bonanza High School

Score by periods	1st	2nd	Total
Lindenwood	41	31	72
Daemen	28	25	53





2011-12 Stats

GAME 15 - LU 106, CENTRAL BIBLE 52 ST. CHARLES, MO.

The Lindenwood Lions men's basketball team returned home to the Hyland Arena on Thursday night and rolled to a 106-52 victory over the Central Bible Spartans.

From the opening tip, the contest was all Lindenwood. The Lions started the game off on a 13-2 run and ended the first half leading 48-29.

To start the second half, the Lions exploded out to a 32-4 run extending the advantage up to 47. Lindenwood dominated the play down low as well. The Lions scored 48 points in the paint, compared to Central Bible's 26.

Lindenwood shot 59 percent from the field and 46 percent from behind the arc. The Lions forced 21 Spartan turnovers and turned them into 38 points and outrebounded Central Bible 36-31.

Kramer Soderberg, Garret Reeg, and Tyler Ressel all led the team in scoring with 16 points. Michael Boos pitched in with 11 points and Darris Smith scored a career-high 10. Efkan Eren, Reeg, and Cody Sorenson all had six rebounds to lead the team.

With the win the Lions have now won 11 games in a row and are 14-1 on the year.

GAME 16 - LU 89, MID-CONTINENT 75 MAYFIELD, KY.

The Lindenwood men's basketball team got 72 points out of its starting lineup and rolled to its 12th straight win on Tuesday night. The Lions beat Mid-Continent 89-75 in Mayfield, Ky.

With the game tied at 11 and just over 10 minutes to play in the opening half, the Lions went on a 10-1 run and never looked back. Lindenwood never gave the lead up and Mid-Continent could only get as close as three points the rest of the way.

The lead grew to as many as 16 points in the final half. But with the Cougars trying to make a charge late in the contest, the Lions closed the contest making 14 free throws in the final three minutes. On the night, Lindenwood was 30-for-38 from the free-throw line.

For the game the Lions shot 42 percent from the field and 53 percent from behind the three-point arc. Lindenwood forced Mid-Continent into 15 turnovers and won the battle of the boards 43-41.

All but one of Lindenwood's starters scored in double figures. Alex Bazzell and Kramer Soderberg led the way with 18 points each. Bazzell also dished out a team-high four assists. Richie Thompson compiled a double-double with 14 points and 12 rebounds. Garrett Reeg scored 13 points and Efkan Eren rounded out the starters scoring nine points.

With the win the Lions improve their record to 15-1.

Central Bible 52 • 2-11

#	Player	Total			3-Ptr			Rebounds			PF	TP	A	TO	Blk	Stl	Min
		FG-FGA	FG-FGA	FT-FTA	FG-FGA	FG-FGA	FT-FTA	Off	Def	Tot							
04	Staten, Charles	* 5-10	0-2	2-2	2	3	5	3	12	0	1	0	1	32			
12	Brown, Jacob	* 1-6	0-0	1-2	2	3	5	2	3	0	3	1	0	31			
22	Horsley, Mason	* 3-10	0-2	0-0	0	5	5	3	6	1	4	0	2	30			
24	Kreuter, Joey	* 1-6	0-1	3-5	3	1	4	1	5	0	0	0	1	21			
32	Garrett, Ethan	* 4-8	2-4	0-0	0	1	1	5	10	0	6	0	1	23			
05	Westlake, Austin	0-0	0-0	0-0	0	0	0	0	0	0	0	0	0	3			
10	Gibbons, Ryan	0-0	0-0	0-0	0	0	0	0	0	0	0	0	0	0+			
14	Malone, Antonio	2-6	0-0	0-0	1	1	2	3	4	0	3	0	1	20			
20	Gajeski, Craig	1-4	0-2	0-0	0	0	0	1	2	0	1	0	0	13			
44	Culler, Terence	3-9	0-1	4-4	1	6	7	1	10	2	3	0	0	27			
Team					2	0	2										
Totals		20-59	2-12	10-13	11	20	31	19	52	3	21	1	6	200			

FG % 1st Half: 13-30 43.3% 2nd half: 7-29 24.1% Game: 20-59 33.9% Deadball Rebounds: 2
3FG % 1st Half: 2-5 40.0% 2nd half: 0-7 0.0% Game: 2-12 16.7%
FT % 1st Half: 1-2 50.0% 2nd half: 9-11 81.8% Game: 10-13 76.9%

Lindenwood 106 • 14-1

#	Player	Total			3-Ptr			Rebounds			PF	TP	A	TO	Blk	Stl	Min
		FG-FGA	FG-FGA	FT-FTA	FG-FGA	FG-FGA	FT-FTA	Off	Def	Tot							
01	Eren, Efkan	* 1-3	0-0	0-0	1	5	6	2	2	3	0	0	0	13			
04	Reeg, Garrett	* 7-8	0-1	2-6	3	3	6	0	16	1	1	2	0	21			
12	Soderberg, Kramer	* 5-8	2-4	4-4	0	1	1	0	16	2	0	0	3	19			
13	Thompson, Richie	* 2-5	0-0	0-0	2	1	3	1	4	1	1	0	0	18			
4	Bazzell, Alex	* 3-7	1-4	2-2	0	2	2	1	9	3	0	0	0	20			
03	Smith, Darris	4-4	0-0	2-3	0	2	2	0	10	4	0	0	2	19			
10	McVicar, Brevin	1-3	1-2	2-2	0	1	1	0	5	0	0	0	0	6			
21	Boos, Michael	4-5	3-3	0-0	0	1	1	1	11	3	1	0	0	16			
22	Sorenson, Cody	2-4	1-3	0-0	0	6	6	1	5	0	1	1	1	13			
30	Tilley, Alex	2-3	0-0	3-3	0	0	0	2	7	0	1	0	0	10			
31	Ressel, Tyler	5-8	3-6	3-3	0	1	1	1	16	1	2	0	1	19			
32	Harris, Tyler	2-5	1-3	0-1	0	2	2	0	5	1	0	0	0	9			
40	Simmons, Michael	0-1	0-0	0-0	1	1	2	4	0	2	1	0	1	17			
Team					1	2	3										
Totals		38-64	12-26	18-24	8	28	36	13	106	23	11	3	8	200			

FG % 1st Half: 17-29 58.6% 2nd half: 21-35 60.0% Game: 38-64 59.4% Deadball Rebounds: 4.1
3FG % 1st Half: 6-12 50.0% 2nd half: 6-14 42.9% Game: 12-26 46.2%
FT % 1st Half: 8-10 80.0% 2nd half: 10-14 71.4% Game: 18-24 75.0%

Officials:
Technical fouls: Central Bible-None. Lindenwood-None.
Attendance: 633

Score by periods	1st	2nd	Total
Central Bible	29	23	52
Lindenwood	48	58	106

Lindenwood 89 • 15-1

#	Player	Total			3-Ptr			Rebounds			PF	TP	A	TO	Blk	Stl	Min
		FG-FGA	FG-FGA	FT-FTA	FG-FGA	FG-FGA	FT-FTA	Off	Def	Tot							
01	Eren, Efkan	* 3-5	0-0	3-4	3	4	7	3	9	1	1	0	0	19			
04	Reeg, Garrett	* 5-10	1-1	2-4	2	2	4	3	13	0	3	0	1	28			
12	Soderberg, Kramer	* 3-8	1-2	11-12	0	2	2	3	18	3	0	0	3	27			
13	Thompson, Richie	* 5-9	0-0	4-6	4	8	12	4	14	2	3	0	0	24			
24	Bazzell, Alex	* 4-13	2-3	8-9	0	1	1	2	18	4	1	0	0	34			
03	Smith, Darris	0-0	0-0	0-1	0	0	0	2	0	1	0	0	0	3			
21	Boos, Michael	0-3	0-1	0-0	0	0	0	0	2	0	0	0	0	14			
22	Sorenson, Cody	3-6	3-5	0-0	0	3	3	1	9	2	0	0	0	21			
31	Ressel, Tyler	2-5	2-5	2-2	0	0	0	0	8	1	1	0	0	24			
40	Simmons, Michael	0-0	0-0	0-0	2	2	4	0	0	1	1	0	1	6			
Team					4	6	10										
Totals		25-59	9-17	30-38	15	28	43	20	89	15	10	0	5	200			

FG % 1st Half: 13-31 41.9% 2nd half: 12-28 42.9% Game: 25-59 42.4% Deadball Rebounds: 3
3FG % 1st Half: 5-9 55.6% 2nd half: 4-8 50.0% Game: 9-17 52.9%
FT % 1st Half: 13-16 81.3% 2nd half: 17-22 77.3% Game: 30-38 78.9%

Mid-Continent 75 • 2-13

#	Player	Total			3-Ptr			Rebounds			PF	TP	A	TO	Blk	Stl	Min
		FG-FGA	FG-FGA	FT-FTA	FG-FGA	FG-FGA	FT-FTA	Off	Def	Tot							
04	Geanes, Kendall	f 0-3	0-1	0-0	0	1	1	4	0	0	0	0	0	1	17		
20	Ferguson, Chris	f 7-14	2-3	3-4	5	11	16	3	19	3	4	6	1	32			
02	Tillman, Chris	q 4-15	3-7	0-0	2	1	3	4	11	2	1	0	1	26			
13	Elkins, Reggie	g 4-8	3-3	4-4	1	1	2	4	15	1	4	0	0	29			
25	Davis, Antonio	q 6-15	0-2	10-11	4	0	4	2	22	4	1	1	1	32			
11	Johnson, Marcus	0-0	0-0	0-0	0	1	1	4	0	2	0	0	0	11			
32	Randolph, Ryan	0-0	0-0	0-0	0	1	1	0	0	0	0	0	0	5			
33	Peden, Charles	1-5	0-0	0-0	3	1	4	4	2	1	1	0	1	19			
34	Butler, Brent	0-2	0-0	0-0	0	0	0	1	0	0	2	0	0	4			
40	McBorough, Steve	3-6	0-0	0-0	1	2	3	2	6	0	0	0	0	17			
52	Bowins, Marcus	0-2	0-0	0-0	0	3	3	2	0	0	2	0	0	8			
Team					2	1	3										
Totals		25-70	8-16	17-19	18	23	41	30	75	13	15	7	5	200			

FG % 1st Half: 14-38 36.8% 2nd half: 11-32 34.4% Game: 25-70 35.7% Deadball Rebounds: 1.1
3FG % 1st Half: 1-4 25.0% 2nd half: 7-12 58.3% Game: 8-16 50.0%
FT % 1st Half: 9-11 81.8% 2nd half: 8-8 100.0% Game: 17-19 89.5%

Officials:
Technical fouls: Lindenwood-None. Mid-Continent-None.
Attendance: 100

Score by periods	1st	2nd	Total
Lindenwood	44	45	89
Mid-Continent	38	37	75





2011-12 Stats

GAME 17 - LU 93, CENTRAL CHRISTIAN 49 ST. CHARLES, MO.

The Lindenwood Lions basketball team beat the Central Christian Saints 93-49 on Friday night at the Hyland Arena on the first day of the second annual Texas Roadhouse Classic.

The Lions took control of the game early and never looked back. Lindenwood trailed only once in the early going, and led by as many as 48.

The Lions dominated the glass outrebounding the Saints 50-27, including a 17-4 margin on the offensive boards. Lindenwood's defense was stifling all night, forcing 20 Central Christian turnovers. For the game, the Lions shot 44 percent from the field, 32 percent from behind the arc, and 91 percent from the charity stripe.

Tyler Ressel led the way for Lindenwood scoring 19 points. Michael Boos, Kramer Soderberg, and Efkan Eren all scored 13 points.

The win was the Lions 13th in a row and improves their record to 16-1.

GAME 18 - LU 82, CENTRAL STATE 85 (OT) ST. CHARLES, MO.

For only the second time this season, the Lindenwood Lions were on the losing end of the final score. The Lions fell to the Central State Marauders in overtime 85-82 on the final day of the Texas Roadhouse Classic Saturday night in St. Charles, Mo.

The game started off on the right foot for the Lions. Lindenwood scored the first 12 out of 16 points, and held an eight point advantage. The Lions continued to lead until the 10:06 mark when the Marauders tied the score after a LeDonte Body layup. For the remaining 10 minutes of the opening half, the score teetered back-and-forth between the teams.

With the Lions leading by three and just 30 second to go, Central State's Deandre Riep hit a jump shot to cut the Lions advantage to one, and send the game to the half with Lindenwood leading by one.

The final 20 minutes started off well for the visitors. The Marauders jumped out to a 16-6 run and took a nine point lead. Central State held off a couple of Lindenwood rallies and continued to lead with just over two minutes to play in the game.

Trailing by three, Lindenwood's Alex Bazzell hit a jumper from the corner to cut the deficit to one. After the Marauders missed a three-pointer Kramer Soderberg was fouled and proceeded to hit one of two free-throws to tie the score.

But Central State took the lead again after Gerald Campbell hit a layup and was fouled. He hit the free throw to convert on the three-point play. With 1:52 to play, Cody Sorenson hit a three from the top of the key to tie the game up yet again.

The Marauders retook the lead by two, via two free-throws from Lee Tabb. With the clock ticking under one minute to play, Tyler Ressel hit a big three to give the home team a one point advantage. The lead was pushed to two after a Sorenson free-throw, but with 18 seconds to play Campbell for Central State grabbed an offensive rebound and tied the score with a layup.

The contest headed into overtime knotted up at 70. The overtime period was back-and-forth with the lead changing hands five separate times. With 2:05 to go, the game was tied at 79. From that point on it was all Central State. The Marauders sealed the game from the free-throw line and left town with an 85-82 win.

Lindenwood shot 45 percent from the field, 33 percent from behind the arc, and 70 percent from the charity stripe. Central State outrebounded the Lions 39-38.

Bazzell led the way for Lindenwood scoring 20 points while grabbing a team-high eight rebounds as well.

Central Christian 49 • 4-12

##	Player	Total			3-Ptr			Rebounds			PF	TP	A	TO	Blk	Stl	Min
		FG-FGA	FG-FGA	FT-FTA	FG-FGA	FG-FGA	FT-FTA	Off	Def	Tot							
03	Stillings, Jonas	* 8-15	4-8	0-4	2	1	3	2	20	0	4	0	1	35			
11	Harvey, Jerrell	* 3-11	0-2	0-0	0	6	6	2	6	0	5	0	1	33			
24	Hagerman, Hayden	* 3-14	0-1	2-4	2	4	6	2	8	2	5	0	0	35			
30	Ramsey, Israel	* 1-2	0-0	0-1	0	3	3	0	2	1	3	1	0	24			
32	Holford, Kris	* 5-7	0-0	3-4	0	3	3	5	13	1	2	0	0	27			
10	Franz, Jacob	0-1	0-0	0-0	0	1	1	0	0	0	0	0	0	20			
20	Richardson, Luke	0-2	0-2	0-0	0	3	3	0	0	0	1	0	0	12			
34	Wright, Nathan	0-0	0-0	0-0	0	2	2	1	0	0	0	0	0	14			
Team					0	0	0										
Totals		20-52	4-13	5-13	4	23	27	13	49	4	20	1	2	200			

FG % 1st Half: 11-31 35.5% 2nd half: 9-21 42.9% Game: 20-52 38.5%
 3FG % 1st Half: 2-7 28.6% 2nd half: 2-6 33.3% Game: 4-13 30.8%
 FT % 1st Half: 1-2 50.0% 2nd half: 4-11 36.4% Game: 5-13 38.5%

Lindenwood 93 • 16-1

##	Player	Total			3-Ptr			Rebounds			PF	TP	A	TO	Blk	Stl	Min
		FG-FGA	FG-FGA	FT-FTA	FG-FGA	FG-FGA	FT-FTA	Off	Def	Tot							
01	Eren, Efkan	* 5-8	0-0	3-3	6	2	8	2	13	0	5	0	2	15			
04	Reeg, Garrett	* 0-3	0-1	3-4	3	1	4	0	3	0	1	1	1	14			
12	Soderberg, Kramer	* 4-10	0-5	5-5	0	2	2	2	13	1	0	0	0	13			
13	Thompson, Richie	* 1-2	0-0	0-0	2	9	11	1	2	0	1	1	1	19			
24	Bazzell, Alex	* 2-9	1-4	2-2	1	2	3	0	7	3	0	1	2	14			
03	Smith, Darris	2-6	0-1	3-4	0	0	0	1	7	1	1	0	1	15			
10	McVicar, Brevin	0-3	0-3	0-0	0	0	0	2	0	1	1	0	0	7			
21	Boos, Michael	4-6	3-5	2-2	1	0	1	0	13	2	0	0	1	27			
22	Sorenson, Cody	3-4	0-0	0-0	1	5	6	0	6	1	0	1	1	13			
30	Tilley, Alex	1-3	0-0	0-0	1	1	2	1	2	0	0	0	0	14			
31	Ressel, Tyler	7-12	5-9	0-0	0	3	3	1	19	3	0	0	1	23			
32	Harris, Tyler	1-3	1-3	0-0	0	0	0	0	3	1	0	0	0	14			
40	Simmons, Michael	2-3	0-0	1-1	2	8	10	1	5	0	0	0	3	18			
Team					0	0	0										
Totals		32-72	10-31	19-21	17	33	50	11	93	13	9	4	13	200			

FG % 1st Half: 17-40 42.5% 2nd half: 15-32 46.9% Game: 32-72 44.4%
 3FG % 1st Half: 6-18 33.3% 2nd half: 4-13 30.8% Game: 10-31 32.3%
 FT % 1st Half: 15-17 88.2% 2nd half: 4-4 100.0% Game: 19-21 90.5%

Officials:
 Technical fouls: Central Christian-None. Lindenwood-None.
 Attendance: 361

Score by periods	1st	2nd	Total
Central Christian	25	24	49
Lindenwood	55	38	93

Central State 85 • 11-5

##	Player	Total			3-Ptr			Rebounds			PF	TP	A	TO	Blk	Stl	Min
		FG-FGA	FG-FGA	FT-FTA	FG-FGA	FG-FGA	FT-FTA	Off	Def	Tot							
10	PHILLIP GATES	* 2-6	2-5	2-2	0	1	1	3	8	2	1	0	0	37			
20	GREG RICE	* 12-25	0-2	4-4	3	0	3	2	28	0	2	1	3	34			
21	EDDIE JEN PIERRE	* 0-1	0-0	0-0	2	2	4	3	0	0	0	0	1	21			
23	GERALD CAMPBELL	* 7-15	0-1	2-3	4	8	12	5	16	1	2	0	0	32			
32	DEMARKUS ISOM-JONE	* 2-7	0-3	3-4	2	1	3	4	7	1	1	0	1	24			
04	LEONTOE BODY	4-6	1-2	2-2	0	3	3	1	11	0	1	1	2	18			
05	LEE TABB	2-4	1-1	3-4	2	4	6	1	8	0	0	2	0	24			
11	DEANDRE RIEP	1-2	0-0	0-0	0	1	1	1	2	0	0	0	0	12			
24	KEITH COX	2-3	0-0	1-3	2	2	4	1	5	1	1	0	1	21			
44	TEALLEN PRICE	0-0	0-0	0-0	0	0	0	1	0	0	1	0	0	2			
Team					0	2	2										
Totals		32-69	4-14	17-22	15	24	39	22	85	5	9	4	8	225			

FG % 1st Half: 15-36 41.7% 2nd half: 13-25 52.0% OT: 4-8 50.0% Game: 32-69 46.4%
 3FG % 1st Half: 3-7 42.9% 2nd half: 0-4 0.0% OT: 1-3 33.3% Game: 4-14 28.6%
 FT % 1st Half: 4-7 57.1% 2nd half: 7-8 87.5% OT: 6-7 85.7% Game: 17-22 77.3%

Lindenwood 82 • 16-2

##	Player	Total			3-Ptr			Rebounds			PF	TP	A	TO	Blk	Stl	Min
		FG-FGA	FG-FGA	FT-FTA	FG-FGA	FG-FGA	FT-FTA	Off	Def	Tot							
01	Eren, Efkan	* 3-5	0-0	2-2	5	2	7	1	8	1	2	0	0	20			
04	Reeg, Garrett	* 4-7	0-0	1-1	2	3	5	4	9	0	0	1	0	28			
12	Soderberg, Kramer	* 6-14	1-3	4-6	1	2	3	2	17	3	2	0	0	40-			
13	Thompson, Richie	* 0-4	0-0	1-2	0	2	2	2	1	0	4	2	0	26			
24	Bazzell, Alex	* 6-15	2-9	6-8	0	8	8	3	20	3	4	0	0	39			
03	Smith, Darris	0-1	0-0	0-0	0	0	0	0	0	0	0	0	0	4			
21	Boos, Michael	1-1	0-0	0-0	0	0	0	0	2	0	1	0	0	2			
22	Sorenson, Cody	6-8	3-4	1-2	2	5	7	1	16	0	0	1	0	35			
31	Ressel, Tyler	1-6	1-5	1-2	0	2	2	3	4	3	0	0	0	24			
40	Simmons, Michael	2-3	0-0	1-1	1	0	1	0	5	1	0	0	1	7			
Team					3	0	3										
Totals		29-64	7-21	17-24	14	24	38	16	82	11	13	4	1	225			

FG % 1st Half: 14-31 45.2% 2nd half: 12-27 44.4% OT: 3-6 50.0% Game: 29-64 45.3%
 3FG % 1st Half: 2-7 28.6% 2nd half: 4-11 36.4% OT: 1-3 33.3% Game: 7-21 33.3%
 FT % 1st Half: 8-11 72.7% 2nd half: 4-6 66.7% OT: 5-7 71.4% Game: 17-24 70.8%

Officials:
 Technical fouls: Central State-None. Lindenwood-None.
 Attendance: 461

Score by periods	1st	2nd	OT	Total
Central State	37	33	15	85
Lindenwood	38	32	12	82





2011-12 Stats

GAME 19 - LU 88, CENTRAL OKLA. 58 ST. CHARLES, MO.

The Lindenwood Lions defeated the Central Oklahoma Bronchos 88-58 Thursday night at the Hyland Arena in St. Charles, Mo.

Central Oklahoma led for much of the first half, until the seven minute mark when the Lions turned it on. The home team went on a 19-4 run to close the first half, and took a seven point advantage into the locker room.

The second half started just like the first half ended. Lindenwood began the final 20 minutes on a 29-11 run to extend the advantage to 25. From the 7:38 mark of the first half until midway through the second half, the Lions outscored the Bronchos 48-15.

Lindenwood did not sit on the 25-point advantage, it continued to put the pressure on. The defense stepped up and did not allow the visitors a basket for almost five minutes to close out the game.

The contest was filled with fouls and free throws. The two teams combined for 53 fouls and 77 free throws. Lindenwood took control of the game from the line going 43-of-52. The Lions shot 43 percent from the field and 42 percent from behind the arc.

Kramer Soderberg led the way for the Lions scoring 21 points and Alex Bazzell pitched in with 20. Cody Sorensen also scored in double figures with 10 and led the team in rebounds with nine.

With the win, Lindenwood improved its record to 17-2.

GAME 20 - LU 77, NORTHEASTERN STATE 49 ST. CHARLES, MO.

Six different Lions scored in double-figures and the Lindenwood men's basketball team earned a 77-49 win over Northeastern State on Saturday afternoon at Hyland Arena.

For the second straight game, Lindenwood won the game with a big second half. Despite shooting just 31.3 percent from the field in the first half, the Lions still lead 34-24 at halftime. Alex Bazzell had 13 points in the first 20 minutes and Garrett Reeg scored eight.

In the second half, Lindenwood outscored the Riverhawks by a 43-25 margin, including a 31-10 mark over the first 12 minutes of the period. The Lions shot 63 percent in the second half, hit eight-of-11 three-pointers, and held Northeastern State to just 29 percent shooting from the field.

Kramer Soderberg finished the game with a team-high 14 points and five assists. Ten of his points came during Lindenwood's run to start the second half. Bazzell finished with 13 points and four assists, Efkan Eren had 12 points and nine rebounds, and Reeg recorded 10 points and seven boards.

Michael Boos and Tyler Ressel both came off the bench to score 10 points. Boos was perfect shooting as he was four-of-four from the field, including two-of-two from three-point range.

Lindenwood improves to 18-2 on the season with the victory.

Central Oklahoma 58 • 9-10

#	Player	Total		3-Ptr		Rebounds			PF	TP	A	TO	Bk	Stl	Min
		FG-FGA	FG-FGA	FT-FTA	Off	Def	Tot								
05	Phillips, Tucker	* 0-3	0-2	3-4	1	5	6	1	3	1	1	0	2	24	
11	Phillips, Tyler	* 0-2	0-2	2-2	0	4	4	4	2	1	3	0	0	25	
20	Friday, Brent	* 2-6	0-0	2-5	0	1	1	3	6	2	4	1	0	25	
23	Carroll, Shane	* 2-7	0-3	0-0	2	0	2	4	4	2	0	1	0	22	
33	Smith, Spencer	* 7-12	3-7	0-1	1	3	4	17	0	0	0	0	1	27	
00	Davis, Josh	0-0	0-0	3-4	0	2	2	4	3	0	3	1	0	15	
02	Norfleet, Ronald	4-5	0-0	2-3	0	0	0	1	10	0	1	1	0	12	
12	Nelson, Marcus	2-3	0-1	1-1	0	0	0	5	5	0	2	0	1	16	
15	Lee, Robert	0-2	0-2	0-2	0	0	0	0	0	0	1	0	1	3	
21	Colbert, Cortez	2-6	0-1	2-3	1	3	4	2	6	0	1	0	0	22	
34	Baker, Javvero	1-1	0-0	0-0	0	2	2	2	0	0	0	0	1	9	
	Team			0	2	2									
	Totals	20-47	3-18	15-25	5	22	27	30	58	6	15	5	6	200	

FG % 1st Half: 12-24 50.0% 2nd half: 8-23 34.8% Game: 20-47 42.6% Deadball Rebounds: 5
3FG % 1st Half: 2-9 22.2% 2nd half: 1-9 11.1% Game: 3-18 16.7%
FT % 1st Half: 5-8 62.5% 2nd half: 10-17 58.8% Game: 15-25 60.0%

Lindenwood 88 • 17-2

#	Player	Total		3-Ptr		Rebounds			PF	TP	A	TO	Bk	Stl	Min
		FG-FGA	FG-FGA	FT-FTA	Off	Def	Tot								
01	Eren, Efkan	* 2-2	0-0	1-2	0	4	4	4	5	0	1	0	1	14	
04	Reeg, Garrett	* 0-0	0-0	4-5	1	2	3	3	4	2	1	0	1	17	
12	Soderberg, Kramer	* 4-9	2-4	9-12	0	0	1	19	3	0	0	3	25		
13	Thompson, Richie	* 3-4	0-0	3-3	0	2	2	9	0	1	0	0	18		
24	Bazzell, Alex	* 2-5	1-1	16-19	0	3	3	3	21	3	2	0	0	26	
03	Smith, Darris	0-3	0-1	2-2	0	3	3	0	2	0	3	0	0	13	
10	McVicar, Brevin	0-1	0-1	0-0	0	0	0	2	0	0	1	0	0	2	
21	Boos, Michael	2-6	2-4	0-0	0	0	0	1	6	1	2	0	0	15	
22	Sorenson, Cody	1-3	1-2	7-8	3	6	9	1	10	1	0	1	0	24	
30	Tilley, Alex	0-1	0-0	0-0	0	1	1	1	0	0	1	0	0	3	
31	Ressel, Tyler	2-6	2-6	0-0	0	0	0	3	6	0	0	0	1	19	
32	Harris, Tyler	0-0	0-0	0-0	0	0	0	0	0	0	0	0	0	3	
40	Simmmons, Michael	2-2	0-0	2-2	2	3	5	2	6	1	0	0	0	21	
	Team			1	3	4									
	Totals	18-42	8-19	44-53	7	27	34	23	88	11	12	1	7	200	

FG % 1st Half: 8-22 36.4% 2nd half: 10-20 50.0% Game: 18-42 42.9% Deadball Rebounds: 4
3FG % 1st Half: 5-10 50.0% 2nd half: 3-9 33.3% Game: 8-19 42.1%
FT % 1st Half: 17-22 77.3% 2nd half: 27-31 87.1% Game: 44-53 83.0%

Officials: Technical fouls: Central Oklahoma-TEAM 2. Lindenwood-None.
Attendance: 735
Central Oklahoma coach ejected at 10:27 mark of second half after receiving his second technical foul

Score by periods	1st	2nd	Total
Central Oklahoma	31	27	58
Lindenwood	38	50	88

Northeastern State 49 • 4-15

#	Player	Total		3-Ptr		Rebounds			PF	TP	A	TO	Bk	Stl	Min
		FG-FGA	FG-FGA	FT-FTA	Off	Def	Tot								
00	Miller, Jon	* 2-6	2-4	2-4	2	1	3	1	8	1	2	0	0	28	
21	Jones, Zach	* 1-5	0-0	1-2	1	2	3	2	3	1	0	0	0	20	
30	Schneider, John	* 4-12	0-0	0-0	2	4	6	3	8	1	1	2	1	33	
33	Anderson, Ethan	* 5-11	2-5	2-2	3	4	7	3	14	0	0	0	0	31	
42	Mack, Christian	* 1-2	0-1	0-0	0	2	2	2	2	2	1	0	0	27	
15	Johnson, Justin	5-9	1-3	1-2	0	2	3	12	0	1	0	0	0	21	
20	Arnold, Kevin	0-1	0-0	0-0	0	0	0	0	0	0	1	0	0	2	
23	Reaves, Terance	0-7	0-6	0-0	0	3	3	0	1	1	1	0	0	19	
25	Willis, Dee	1-3	0-1	0-0	0	0	0	1	2	1	1	0	0	13	
32	Caudill, Dakota	0-2	0-0	0-0	0	1	1	0	0	0	0	3	0	6	
	Team			1	4	5									
	Totals	19-58	5-20	6-10	9	23	32	18	49	7	9	5	1	200	

FG % 1st Half: 10-27 37.0% 2nd half: 9-31 29.0% Game: 19-58 32.8% Deadball Rebounds: 2
3FG % 1st Half: 2-10 20.0% 2nd half: 3-10 30.0% Game: 5-20 25.0%
FT % 1st Half: 2-4 50.0% 2nd half: 4-6 66.7% Game: 6-10 60.0%

Lindenwood 77 • 18-2

#	Player	Total		3-Ptr		Rebounds			PF	TP	A	TO	Bk	Stl	Min
		FG-FGA	FG-FGA	FT-FTA	Off	Def	Tot								
01	Eren, Efkan	* 5-9	2-4	0-0	2	7	9	1	12	2	1	0	0	23	
04	Reeg, Garrett	* 3-7	1-1	3-3	0	7	7	2	10	0	0	0	0	20	
12	Soderberg, Kramer	* 5-11	2-2	2-2	1	1	2	0	14	5	0	0	1	22	
13	Thompson, Richie	* 0-3	0-0	0-0	0	3	3	1	0	0	1	1	1	18	
24	Bazzell, Alex	* 4-7	0-0	5-5	1	2	3	1	13	4	0	0	0	23	
03	Smith, Darris	0-6	0-3	0-2	0	1	1	0	0	0	0	0	0	15	
10	McVicar, Brevin	1-1	1-1	0-0	0	1	1	0	3	0	0	0	0	2	
21	Boos, Michael	4-4	2-2	0-0	0	0	0	1	10	0	2	0	0	18	
22	Sorenson, Cody	1-1	1-1	0-0	0	5	5	0	3	1	0	0	1	20	
30	Tilley, Alex	1-1	0-0	0-0	0	1	1	2	2	1	0	0	0	5	
31	Ressel, Tyler	3-7	0-1	4-4	1	1	2	0	10	0	2	0	1	19	
32	Harris, Tyler	0-0	0-0	0-0	0	0	0	0	0	0	0	0	1	3	
40	Simmmons, Michael	0-2	0-0	0-1	2	3	5	2	0	0	1	0	0	12	
	Team			4	0	4									
	Totals	27-59	9-15	14-17	11	32	43	10	77	13	7	1	7	200	

FG % 1st Half: 10-32 31.3% 2nd half: 17-27 63.0% Game: 27-59 45.8% Deadball Rebounds: 1
3FG % 1st Half: 1-4 25.0% 2nd half: 8-11 72.7% Game: 9-15 60.0%
FT % 1st Half: 13-15 86.7% 2nd half: 1-2 50.0% Game: 14-17 82.4%

Officials: Technical fouls: Northeastern State-None. Lindenwood-None.
Attendance: 738

Score by periods	1st	2nd	Total
Northeastern State	24	25	49
Lindenwood	34	43	77





2011-12 Stats

GAME 21 - LINDENWOOD 78, WEBSTER 57 ST. CHARLES, MO.

The Lindenwood men's basketball team rolled to its 19th win of the season on Monday night against the Webster University Gorlocks 78-57 at the Hyland Arena in St. Charles, Mo.

It didn't take the Lions long to jump out to a big lead. At the nine minute mark of the opening half, Lindenwood already had the lead up to 11. The advantage got as high as 15 in the first half, and the Lions led 42-30 as the teams headed into the locker rooms.

The lead grew quickly in the final half as Lindenwood went on a 15-6 run to extend the lead to 21. Webster cut the lead to 18 at one point but did not get any closer. The Gorlocks shot just 29 percent in the second half and fell to the home team.

The Lions shot 46 percent from the field, 38 percent from behind the three point line, and 90 percent from the free throw line. The Lions were outrebounded 41-37, which was only the second time this year that has happened. Lindenwood forced Webster into 15 turnovers while the Lions racked up 22 assists, and a season-high six blocks.

The Lions were led offensively by a trio of 14 point scorers. Garrett Reeg, Kramer Soderberg, and Michael Boos all scored 14. Tyler Ressel chipped in with 12 and Ekan Eren led the team with nine rebounds. Alex Bazzell led the Lions with a career-high eight assists.

With the win the Lions improve to 19-2 and have won three straight games

GAME 22 - LINDENWOOD 78, MCKENDREE 71 LEBANON, ILL.

For the third consecutive year under Head Coach Brad Soderberg, the Lindenwood Lions basketball team will win at least 20 games after beating the McKendree Bearcats 78-71 on Wednesday night in Lebanon, Ill.

The story of the first half was about a Lindenwood run to start and a McKendree run to end the half. The Lions started off the game going on an 11-3 run jumping out to an early eight-point advantage.

Lindenwood continued to lead until late in the opening half when the Bearcats battled their way back into the contest. Over the final three minutes of the first half, McKendree went on an 11-3 run. Even though the Lions gave up a big run, they still headed into the locker room grasping to a one-point lead.

The final half was back-and-forth from the start. The two teams traded the lead six times in the first 10 minutes until the Lions went a 9-2 run to take a seven-point lead. Even though the Bearcats were trailing by seven, they did not go away.

With just over five minutes to play, McKendree hit threes on back-to-back possessions to cut the lead to 74-71. But that was as close as the home team could get as Lindenwood closed the game out from the free throw line.

The Lions shot 46 percent from the field and a season-low 23 percent from behind the arc. Lindenwood outrebounded McKendree 44-37 and both teams turned the ball over 11 times.

Alex Bazzell led the way for the Lions scoring 17 points. Garrett Reeg and Cody Sorenson both recorded double-doubles. Sorenson scored 14 and grabbed a team-high 14 rebounds while Reeg scored 14 as well to go along with 10 rebounds.

With the win Lindenwood improves its record to 20-2.

Webster 57 • 8-9

#	Player	Total			3-Ptr			Rebounds			PF	TP	A	TO	Blk	Stl	Min
		FG-FGA	FG-FGA	FT-FTA	FG-FGA	FG-FGA	FT-FTA	Off	Def	Tot							
10	Edwards, Hollis	* 1-7	1-2	0-0	1	2	3	4	3	2	1	0	0	18			
12	Sooter, Dietrick	* 4-11	1-4	0-0	2	4	6	1	9	3	2	0	1	32			
22	Robinson, Roman	* 6-13	0-0	3-4	2	1	3	0	15	1	3	0	4	30			
32	Huskey, Jarrod	* 1-2	0-0	1-2	0	2	2	3	3	0	2	0	0	23			
35	Whittingham, Stefan	* 4-13	0-2	2-3	1	7	8	0	10	1	4	0	1	27			
14	Drady, Mel	0-2	0-1	0-0	0	0	0	0	0	0	0	0	0	4			
20	Rama, Jurgan	0-0	0-0	0-0	0	0	0	0	0	0	0	0	0	2			
24	Lee, Darrell	1-2	0-1	0-0	1	1	2	0	2	1	0	0	0	4			
30	Smith, Ahmad	1-4	0-2	2-4	1	0	1	1	4	0	2	0	1	18			
33	Zehner, Danny	4-7	3-4	0-0	1	5	6	1	11	1	1	0	0	27			
50	Williams, Lawrence	0-3	0-0	0-0	1	2	3	0	0	0	0	0	0	15			
	Team				4	3	7										
	Totals	22-64	5-16	8-13	14	27	41	10	57	9	15	0	7	200			

FG % 1st Half: 12-30 40.0% 2nd half: 10-34 29.4% Game: 22-64 34.4%
 3FG % 1st Half: 3-7 42.9% 2nd half: 2-9 22.2% Game: 5-16 31.3%
 FT % 1st Half: 3-6 50.0% 2nd half: 5-7 71.4% Game: 8-13 61.5%

Deadball Rebounds 3

Lindenwood 78 • 19-2

#	Player	Total			3-Ptr			Rebounds			PF	TP	A	TO	Blk	Stl	Min
		FG-FGA	FG-FGA	FT-FTA	FG-FGA	FG-FGA	FT-FTA	Off	Def	Tot							
01	Eren, Ekan	* 4-5	0-0	0-0	3	6	9	2	8	2	0	0	1	21			
04	Reeg, Garrett	* 6-8	1-2	1-1	0	7	7	1	14	1	2	1	0	15			
12	Soderberg, Kramer	* 4-8	2-4	4-4	0	4	4	3	14	3	2	0	1	22			
13	Thompson, Richie	* 1-4	0-0	2-2	1	2	3	1	4	1	0	1	1	16			
24	Bazzell, Alex	* 1-9	0-5	2-2	0	2	2	1	4	8	2	0	3	23			
03	Smith, Darris	0-4	0-1	0-0	0	0	0	0	0	3	1	0	0	10			
21	Boos, Michael	5-9	4-8	0-0	1	0	1	0	14	1	2	0	0	22			
22	Sorenson, Cody	2-3	0-1	0-0	0	2	2	1	4	1	0	4	0	24			
30	Tilley, Alex	0-0	0-0	0-0	0	1	1	0	0	0	1	0	0	4			
31	Ressel, Tyler	4-11	4-8	0-0	1	1	2	0	12	2	1	0	0	26			
40	Simmons, Michael	2-2	0-0	0-1	1	3	4	3	4	0	1	0	0	17			
	Team				0	2	2										
	Totals	29-63	11-29	9-10	7	30	37	12	78	22	12	6	6	200			

FG % 1st Half: 16-34 47.1% 2nd half: 13-29 44.8% Game: 29-63 46.0%
 3FG % 1st Half: 8-14 57.1% 2nd half: 3-15 20.0% Game: 11-29 37.9%
 FT % 1st Half: 2-2 100.0 2nd half: 7-8 87.5% Game: 9-10 90.0%

Deadball Rebounds 1

Officials: Technical fouls: Webster-None. Lindenwood-None.
 Attendance: 522

Score by periods	1st	2nd	Total
Webster	30	27	57
Lindenwood	42	36	78

Lindenwood 78 • 20-2

#	Player	Total			3-Ptr			Rebounds			PF	TP	A	TO	Blk	Stl	Min
		FG-FGA	FG-FGA	FT-FTA	FG-FGA	FG-FGA	FT-FTA	Off	Def	Tot							
01	Eren, Ekan	* 4-7	1-2	0-0	1	6	7	3	9	0	2	0	0	22			
04	Reeg, Garrett	* 5-9	0-1	4-4	2	8	10	2	14	0	1	0	0	23			
12	Soderberg, Kramer	* 4-11	0-2	1-1	0	0	0	3	9	2	1	0	0	32			
13	Thompson, Richie	* 2-4	1-1	1-2	1	5	6	2	6	0	1	0	2	21			
24	Bazzell, Alex	* 4-9	0-2	9-13	0	3	3	1	17	3	5	0	0	32			
03	Smith, Darris	0-1	0-0	0-0	0	0	0	0	2	0	1	0	0	11			
21	Boos, Michael	0-2	0-1	2-2	0	1	1	2	2	0	0	0	1	12			
22	Sorenson, Cody	6-10	1-2	1-1	5	9	14	1	14	0	1	1	0	26			
31	Ressel, Tyler	2-4	0-2	2-5	0	0	0	3	6	3	0	0	1	12			
40	Simmons, Michael	0-2	0-0	1-2	0	1	1	2	1	0	0	1	0	9			
	Team				0	2	2										
	Totals	27-59	3-13	21-30	9	35	44	21	78	9	11	2	4	200			

FG % 1st Half: 13-32 40.6% 2nd half: 14-27 51.9% Game: 27-59 45.8%
 3FG % 1st Half: 1-7 14.3% 2nd half: 2-6 33.3% Game: 3-13 23.1%
 FT % 1st Half: 8-12 66.7% 2nd half: 13-18 72.2% Game: 21-30 70.0%

Deadball Rebounds 5

McKendree 71 • 13-10

#	Player	Total			3-Ptr			Rebounds			PF	TP	A	TO	Blk	Stl	Min
		FG-FGA	FG-FGA	FT-FTA	FG-FGA	FG-FGA	FT-FTA	Off	Def	Tot							
10	Steppe, John	* 4-19	1-7	7-8	0	5	5	4	16	6	1	1	1	38			
14	Heckert, Kyle	* 3-6	0-1	1-3	0	3	3	3	7	0	3	1	0	28			
20	Pettiford, Karrington	* 5-12	3-7	2-4	0	2	2	3	15	4	2	0	0	35			
44	Rakers, Sean	* 8-15	0-0	2-2	1	3	4	4	18	2	3	0	0	25			
50	Ruckman, David	* 3-7	0-0	1-1	2	3	5	2	7	0	1	1	0	23			
30	Dudek, Drew	0-1	0-0	0-0	0	3	3	2	0	0	0	0	0	12			
32	Happe, Clinton	1-2	1-2	0-0	1	1	2	1	3	1	0	0	0	12			
34	Ridge, Ian	2-4	0-0	1-3	3	6	9	4	5	0	1	1	1	27			
	Team				2	2	4										
	Totals	26-66	5-17	14-21	9	28	37	23	71	13	11	4	2	200			

FG % 1st Half: 13-30 43.3% 2nd half: 13-36 36.1% Game: 26-66 39.4%
 3FG % 1st Half: 1-6 16.7% 2nd half: 4-11 36.4% Game: 5-17 29.4%
 FT % 1st Half: 7-12 58.3% 2nd half: 7-9 77.8% Game: 14-21 66.7%

Deadball Rebounds 2

Officials: Frank Spencer, Ed Crenshaw, Terry Pollard
 Technical fouls: Lindenwood-None. McKendree-None.
 Attendance: 702

Score by periods	1st	2nd	Total
Lindenwood	35	43	78
McKendree	34	37	71





2011-12 Stats

GAME 23 - LINDENWOOD 85, LINCOLN 61 ST. CHARLES, MO.

The Lindenwood Lions had six players score in double figures and trailed for just 30 seconds on the way to an 85-61 win over the Lincoln Blue Tigers on Saturday night at the Hyland Arena.

The first 20 minutes saw the Lions dominate the play inside the paint. Lindenwood outscored the Blue Tigers 18-8 inside and held a 41-26 lead going into the locker room.

Lincoln came out of the halftime break and made its first seven-of-12 shots to cut the Lions lead to nine. But that was as close as the visitors got. Lindenwood answered the Blue Tigers run with a 33-9 run over an eight minute span to blow the game open.

The Lions shot 55 percent from the field and 33 percent from behind the arc. Lindenwood outrebounded Lincoln 36-33 and compiled 19 assists on offense.

Kramer Soderberg led the way for the Lions scoring 17 points and dishing out four assists. Alex Bazzell chipped in with 12 points and a game-high seven assists. Richie Thompson recorded his second double-double of the year with 10 points and 11 rebounds. Garrett Reeg also scored in double figures with 10.

Lindenwood's bench outscored Lincoln's 32-0, led by Tyler Ressel who scored 14. Michael Boos also came off the bench to pour in 11, on four-of-nine shooting.

The win was the Lions fifth in a row and improves their record to 21-2

GAME 24 - LU 85, CULVER-STOCKTON 59 ST. CHARLES, MO.

On a night when Kramer Soderberg surpassed 1,000 career points in a Lindenwood uniform, the Lions cruised to an 85-59 win over the Culver-Stockton Wildcats on Tuesday night in St. Charles, Mo.

Soderberg was just eight points away from the career milestone and early in the second half the senior become the eighth Lion to score 1,000 on a patented drive and scoop bucket.

From the opening tip it was all Lindenwood. The Lions jumped out to an early lead and headed into the locker room with a 16 point advantage.

Culver-Stockton mounted a little run to start the second half to cut the lead to 10 but that was as close as the Wildcats got.

Lindenwood shot 44 percent from the field and 47 percent from behind the arc. The Lions outrebounded Culver 44-32 and forced the visitors into 13 turnovers.

Soderberg led the way with 18 points and compiled three steals. Alex Bazzell chipped in with 14 and a game-high five assists. Efkhan Eren scored 13 while grabbing six rebounds, and Cody Sorenson had a 11 points while shooting a perfect three-for-three.

The win improves Lindenwood to 22-2 and has now won six in a row.

Lincoln 61 • 3-15

#	Player	Total		3-Ptr		Rebounds			PF	TP	A	TO	Blk	Stl	Min
		FG-FGA	FG-FGA	FT-FTA	Off	Def	Tot								
01	WILLIAMS, Terrell	* 4-14	0-3	2-2	5	1	6	0	10	1	3	0	0	33	
03	FLEMING, Clifton	* 3-9	1-5	4-5	0	2	2	2	11	4	0	0	2	31	
12	RIDLE, Cedric	* 5-12	0-3	0-0	5	5	10	4	10	1	2	0	1	35	
23	PAYTON, Jimmy	* 8-16	2-6	0-0	0	2	2	4	18	0	2	0	0	33	
40	EDMOND, James	* 4-9	1-2	3-6	4	5	9	4	12	0	2	4	1	32	
02	HECKEMEYER, Caleb	0-0	0-0	0-0	0	0	0	0	0	0	0	0	0	7	
20	Motley, Gregory	0-1	0-1	0-0	0	1	1	2	0	0	0	0	1	9	
22	MORRIS, Matt	0-1	0-1	0-2	0	1	1	2	0	1	1	0	0	12	
35	STANCIEL, Brandon	0-0	0-0	0-0	0	0	0	1	0	1	0	0	0	8	
Team					1	1	2								
Totals		24-62	4-21	9-15	15	18	33	19	61	7	11	4	5	200	

FG % 1st Half: 10-29 34.5% 2nd half: 14-33 42.4% Game: 24-62 38.7% Deadball Rebounds 2
 3FG % 1st Half: 3-12 25.0% 2nd half: 1-9 11.1% Game: 4-21 19.0%
 FT % 1st Half: 3-6 50.0% 2nd half: 6-9 66.7% Game: 9-15 60.0%

Lindenwood 85 • 21-2

#	Player	Total		3-Ptr		Rebounds			PF	TP	A	TO	Blk	Stl	Min
		FG-FGA	FG-FGA	FT-FTA	Off	Def	Tot								
01	Eren,Efkan	* 2-5	0-3	0-0	1	1	2	2	4	0	1	0	0	17	
04	Reeg,Garrett	* 4-5	0-0	2-2	1	1	2	2	10	2	0	0	1	16	
12	Soderberg, Kramer	* 5-7	0-1	7-9	0	1	1	2	17	4	0	0	2	24	
13	Thompson,Richie	* 3-4	0-0	4-5	3	8	11	1	10	1	2	1	1	20	
24	Bazzell,Alex	* 5-9	1-1	1-2	0	4	4	3	12	7	0	0	1	26	
03	Smith,Darris	1-2	0-0	0-0	0	0	0	1	2	1	4	0	0	15	
10	McVicar,Brevin	0-1	0-0	0-0	0	0	0	0	0	0	0	0	1	2	
21	Boos,Michael	4-9	2-4	1-1	0	1	1	1	11	0	2	0	0	16	
22	Sorenson,Cody	2-6	1-4	0-0	1	3	4	1	5	1	1	0	0	21	
30	Tilley,Alex	0-0	0-0	0-0	0	0	0	0	0	0	0	0	0	4	
31	Ressel,Tyler	4-7	2-5	4-4	0	2	2	0	14	1	1	0	0	23	
32	Harris,Tyler	0-0	0-0	0-0	0	0	0	1	0	0	1	0	0	3	
40	Simmons,Michael	0-0	0-0	0-0	1	5	6	3	0	2	0	0	0	13	
Team					2	1	3								
Totals		30-55	6-18	19-23	9	27	36	17	85	19	12	1	6	200	

FG % 1st Half: 13-25 52.0% 2nd half: 17-30 56.7% Game: 30-55 54.5% Deadball Rebounds 2
 3FG % 1st Half: 3-8 37.5% 2nd half: 3-10 30.0% Game: 6-18 33.3%
 FT % 1st Half: 12-16 75.0% 2nd half: 7-7 100.0% Game: 19-23 82.6%

Officials:
 Technical fouls: Lincoln-None. Lindenwood-None.
 Attendance: 409
 Lincoln was given an administrative technical for dunking in warmups.

Score by periods	1st	2nd	Total
Lincoln	26	35	61
Lindenwood	41	44	85

Culver-Stockton 59 • 4-18

#	Player	Total		3-Ptr		Rebounds			PF	TP	A	TO	Blk	Stl	Min
		FG-FGA	FG-FGA	FT-FTA	Off	Def	Tot								
10	Schuster, Jacob	* 1-12	1-8	0-0	0	1	1	1	3	1	2	0	1	30	
21	Kojic, Dusan	* 4-11	0-1	3-4	1	6	7	2	11	1	3	0	2	29	
30	Hobbs, Dorian	* 4-8	2-5	2-2	0	2	2	12	2	1	0	1	27		
34	Carpenter, Colt	* 6-10	4-5	2-2	0	2	2	18	2	2	0	0	0	27	
45	Winthrop, Mark	* 0-2	0-1	0-0	0	0	0	3	0	0	1	0	0	9	
12	Ellison, Justin	0-2	0-2	0-0	1	3	4	2	0	1	1	0	0	14	
14	Rodriguez, Peter	2-4	1-2	0-0	0	1	1	2	5	1	0	0	0	5	
15	Dukes, Ronald	0-0	0-0	0-0	0	0	0	1	0	0	1	1	0	7	
20	Glenn, Zach	3-5	0-0	0-0	1	4	5	2	6	1	1	0	0	20	
24	Bright, Tim	2-3	0-0	0-0	2	3	5	5	4	0	1	0	0	20	
25	Crouch, Clay	0-4	0-2	0-0	0	0	0	0	0	2	0	0	0	12	
Team					4	1	5								
Totals		22-61	8-26	7-8	9	23	32	22	59	11	13	1	4	200	

FG % 1st Half: 8-29 27.6% 2nd half: 14-32 43.8% Game: 22-61 36.1% Deadball Rebounds 0
 3FG % 1st Half: 3-12 25.0% 2nd half: 5-14 35.7% Game: 8-26 30.8%
 FT % 1st Half: 3-4 75.0% 2nd half: 4-4 100.0% Game: 7-8 87.5%

Lindenwood 85 • 22-2

#	Player	Total		3-Ptr		Rebounds			PF	TP	A	TO	Blk	Stl	Min
		FG-FGA	FG-FGA	FT-FTA	Off	Def	Tot								
01	Eren,Efkan	* 4-9	0-1	5-6	4	2	6	2	13	1	2	0	1	14	
04	Reeg,Garrett	* 2-2	0-0	0-4	2	5	7	2	4	1	2	0	0	20	
12	Soderberg, Kramer	* 6-12	1-3	5-5	0	2	2	18	3	1	0	3	27		
13	Thompson,Richie	* 2-4	0-0	0-0	1	3	4	0	4	1	0	0	0	23	
24	Bazzell,Alex	* 2-9	0-3	10-11	3	4	0	14	5	1	0	3	28		
03	Smith,Darris	1-3	1-1	0-0	0	1	1	0	3	0	0	0	0	12	
10	McVicar,Brevin	0-1	0-0	0-0	0	0	0	0	0	0	0	0	0	3	
21	Boos,Michael	2-4	1-2	0-0	1	1	2	1	5	1	0	0	1	18	
22	Sorenson,Cody	3-3	2-2	3-4	0	3	3	0	11	1	0	1	0	16	
30	Tilley,Alex	0-1	0-0	0-0	0	0	0	0	0	0	0	0	0	3	
31	Ressel,Tyler	3-6	3-4	0-0	0	2	2	1	9	1	2	1	17		
32	Harris,Tyler	0-0	0-0	0-0	0	0	0	0	0	0	0	0	0	3	
40	Simmons,Michael	1-5	0-0	2-2	3	5	1	4	3	0	0	0	0	16	
Team					0	5	5								
Totals		26-59	8-17	25-32	13	31	44	9	85	17	7	7	9	200	

FG % 1st Half: 13-33 39.4% 2nd half: 13-26 50.0% Game: 26-59 44.1% Deadball Rebounds 4
 3FG % 1st Half: 4-11 36.4% 2nd half: 4-6 66.7% Game: 8-17 47.1%
 FT % 1st Half: 8-13 61.5% 2nd half: 17-19 89.5% Game: 25-32 78.1%

Officials:
 Technical fouls: Culver-Stockton-None. Lindenwood-TEAM.
 Attendance: 400

Score by periods	1st	2nd	Total
Culver-Stockton	22	37	59
Lindenwood	38	47	85





2011-12 Stats

GAME 25 - LINDENWOOD 78, URBANA 69 ST. CHARLES, MO.

The Lindenwood men's basketball team trailed for just eight seconds in a 78-69 win over the Urbana Blue Knights on Saturday night at the Hyland Arena.

Lindenwood shot over 55 percent in the first half to send the game into the halftime break with a 42-36 lead.

The final 20 minutes, started with Lindenwood scoring the first 11 of 15 points to take it largest lead of the game at 12. It looked like the Lions were going to cruise to another win, but the Blue Knights did not go away.

With the Lindenwood leading by 10 at the 12:27 mark, Urbana put together a 14-4 run over an eight minute span to tie the score. But after surrendering the big lead the Lions took back control of the game. Over the next four minutes, the Lions won the game from the charity stripe. Lindenwood went 14-of-16 from the line to close out the win.

The Lions shot 45 percent from the field on the night and 88 percent from the free throw line. For only the fourth time this season Lindenwood was outrebounded. The Blue Knights grabbed 38 rebounds to the Lions 32, and Urbana dominated the offensive glass with 13 compared to Lindenwood's five.

Alex Bazzell led the way for the Lions scoring a career-high 27 points. The junior guard was 21-for-22 from the free throw line, and he also dished out a game-high six assists. On a night when the team recognized Kramer Soderberg for joining the 1,000 point club, he poured in 16 points. Garrett Reeg chipped in with 12 points and Tyler Ressel scored 11. Richie Thompson led the way on the boards grabbing nine.

With the win Lindenwood improves to 23-2 on the season.

GAME 26 - LINDENWOOD 92, VICTORY 67 ST. CHARLES, MO.

The Lindenwood basketball team beat the Victory University Eagles 92-67 in front of a big crowd dressed in red for the annual "Go Red" game Tuesday night at the Hyland Arena.

Victory jumped out to a 5-0 lead with help from the Lions who missed their first three shots. But the Eagles lead lasted all of two minutes. Lindenwood's offense woke up and exploded out to a 21-6 run to lead by 11. The Lions extended the lead to 23 at the end of the first half.

The final 20 minutes was all Lindenwood. Just four minutes into the second half, the lead was already up to 34. That would be the Lions biggest lead of the night and the advantage never got below 20 points.

Lindenwood shot 55 percent from the field, 50 percent from the three-point line, and 90 percent from the free-throw line. The Lions outrebounded the Eagles 44-24 and the team compiled six blocks.

Kramer Soderberg led the way for Lindenwood with 20 points. Alex Bazzell scored 15 and Gareet Reeg chipped in with 14. Efan Eren and Reeg led the team in rebounds with six.

With the win the Lions improve their record to 24-2

Urbana 69 • 5-16

#	Player	Total		3-Ptr		Rebounds			PF	TP	A	TO	Bk	Stl	Min
		FG-FGA	FG-FGA	FT-FTA	Off	Def	Tot								
01	Sharif Muhammad Jr.	* 6-13	0-3	4-6	0	4	4	4	16	2	2	0	1	32	
11	Stefon Perry	* 0-0	0-0	0-0	0	0	0	0	0	0	0	0	0	0	
14	Josh Brown	* 0-0	0-0	0-0	0	0	0	0	0	0	0	0	0	0	
21	Dusan Komljenovic	* 3-10	2-8	2-2	0	5	5	3	10	1	6	0	0	37	
22	Dyrell Dolson	* 2-6	0-2	2-3	2	3	5	3	6	0	0	1	0	31	
12	Nate Wigal	1-7	0-2	0-0	1	1	2	5	2	0	1	0	1	15	
23	Logan Naufahu	7-15	0-0	0-1	8	6	14	2	14	0	0	1	1	32	
32	Tigana Cain	4-9	2-4	7-8	0	2	2	2	17	2	1	0	0	33	
33	Christian Moore	0-0	0-0	0-0	0	1	1	0	0	0	0	0	0	3	
34	Rob Matthews	0-0	0-0	0-0	0	1	1	3	0	0	0	0	0	6	
44	Rendjls Gzibovskis	2-3	0-0	0-1	1	1	2	0	4	0	0	1	0	11	
	Team				1	1	2								
	Totals	25-63	4-19	15-21	13	25	38	22	69	5	10	3	3	200	

FG % 1st Half: 13-33 39.4% 2nd half: 12-30 40.0% Game: 25-63 39.7%
 3FG % 1st Half: 1-7 14.3% 2nd half: 3-12 25.0% Game: 4-19 21.1%
 FT % 1st Half: 9-12 75.0% 2nd half: 6-9 66.7% Game: 15-21 71.4%

Lindenwood 78 • 23-2

#	Player	Total		3-Ptr		Rebounds			PF	TP	A	TO	Bk	Stl	Min
		FG-FGA	FG-FGA	FT-FTA	Off	Def	Tot								
01	Eren,Efkan	* 2-9	0-1	1	5	6	2	4	1	0	1	0	0	30	
04	Reeg,Garrett	* 5-6	0-0	2-2	2	2	4	4	12	1	1	0	1	20	
12	Soderberg,Kramer	* 5-11	2-4	4-6	0	2	2	2	16	3	0	0	2	34	
13	Thompson,Richie	* 3-4	0-0	0-0	2	7	9	3	6	1	4	0	2	22	
24	Bazzell,Alex	* 3-8	0-1	21-22	0	3	3	1	27	6	2	0	1	34	
03	Smith,Darris	0-1	0-1	0-0	0	0	0	1	0	0	1	0	0	11	
21	Boos,Michael	0-2	0-1	0-0	0	0	0	1	0	0	0	0	0	3	
31	Ressel,Tyler	3-6	2-5	3-3	0	4	4	1	11	0	0	0	0	25	
40	Simmons,Michael	1-2	0-0	0-0	0	2	2	3	2	1	1	0	0	21	
	Team				0	2	2								
	Totals	22-49	4-13	30-34	5	27	32	18	78	13	9	1	6	200	

FG % 1st Half: 15-27 55.6% 2nd half: 7-22 31.8% Game: 22-49 44.9%
 3FG % 1st Half: 4-7 57.1% 2nd half: 0-6 0.0% Game: 4-13 30.8%
 FT % 1st Half: 8-8 100.0% 2nd half: 22-26 84.6% Game: 30-34 88.2%

Officials: Technical fouls: Urbana-None. Lindenwood-Soderberg,Kramer; TEAM.
 Attendance: 428

Score by periods	1st	2nd	Total
Urbana	36	33	69
Lindenwood	42	36	78

Victory 67 • 16-10

#	Player	Total		3-Ptr		Rebounds			PF	TP	A	TO	Bk	Stl	Min
		FG-FGA	FG-FGA	FT-FTA	Off	Def	Tot								
03	Headley,Khaleel	* 2-11	0-3	1-2	3	1	4	2	5	0	1	0	0	23	
05	Jones,Marjo	* 7-17	3-8	1-2	1	1	2	2	18	1	0	0	0	26	
11	Wright,Darryl	* 5-11	1-3	2-2	2	2	4	2	13	4	1	0	3	34	
33	Bernans,Kristaps	* 2-4	2-4	0-0	1	5	6	3	6	2	0	2	1	26	
35	Carr,Jeremy	* 2-6	0-0	0-0	1	2	3	2	4	1	0	1	0	27	
20	Guess,Nathan	0-3	0-2	0-0	0	0	0	3	0	0	0	0	0	15	
24	Pratt,Kevin	5-13	2-4	1-1	0	1	1	4	13	1	1	1	2	28	
32	Tomson,Jaron	3-3	0-0	2-3	2	0	2	1	8	0	1	0	0	21	
	Team				0	2	2								
	Totals	26-68	8-24	7-10	10	14	24	19	67	9	4	4	6	200	

FG % 1st Half: 12-37 32.4% 2nd half: 14-31 45.2% Game: 26-68 38.2%
 3FG % 1st Half: 3-14 21.4% 2nd half: 5-10 50.0% Game: 8-24 33.3%
 FT % 1st Half: 1-2 50.0% 2nd half: 6-8 75.0% Game: 7-10 70.0%

Lindenwood 92 • 24-2

#	Player	Total		3-Ptr		Rebounds			PF	TP	A	TO	Bk	Stl	Min
		FG-FGA	FG-FGA	FT-FTA	Off	Def	Tot								
01	Eren,Efkan	* 3-8	1-1	0-0	3	3	6	2	7	1	1	0	0	15	
04	Reeg,Garrett	* 3-6	0-0	8-10	1	5	6	1	14	0	1	1	0	22	
12	Soderberg,Kramer	* 6-9	4-5	4-4	0	1	1	20	4	1	0	1	26		
13	Thompson,Richie	* 1-1	0-0	2-2	1	3	4	0	4	0	0	1	0	24	
24	Bazzell,Alex	* 4-5	1-2	6-6	0	4	4	0	15	3	1	0	1	18	
03	Smith,Darris	3-4	0-1	0-0	0	2	2	2	6	0	1	0	0	16	
10	McVicar,Brevin	1-2	0-1	0-0	1	0	1	0	2	0	1	0	0	2	
22	Sorenson,Cody	3-4	1-2	2-2	0	2	2	2	9	1	0	0	0	21	
30	Moore,Desmond	0-0	0-0	0-0	0	0	0	0	0	0	0	0	0	2	
23	Tilley,Alex	0-1	0-0	0-0	1	1	2	0	0	0	0	1	0	5	
31	Ressel,Tyler	2-6	2-5	3-4	0	5	5	2	9	2	2	1	0	24	
32	Harris,Tyler	0-1	0-1	0-0	1	1	2	0	0	0	0	0	0	8	
40	Simmons,Michael	2-4	0-0	2-2	1	1	2	1	6	1	1	1	0	17	
	Team				2	5	7								
	Totals	28-51	9-18	27-30	11	33	44	11	92	12	9	6	2	200	

FG % 1st Half: 14-25 56.0% 2nd half: 14-26 53.8% Game: 28-51 54.9%
 3FG % 1st Half: 7-11 63.6% 2nd half: 2-7 28.6% Game: 9-18 50.0%
 FT % 1st Half: 16-18 88.9% 2nd half: 11-12 91.7% Game: 27-30 90.0%

Officials: Technical fouls: Victory-None. Lindenwood-None.
 Attendance: 675

Score by periods	1st	2nd	Total
Victory	28	39	67
Lindenwood	51	41	92





2011-12 Stats

GAME 27 - LU 82, CENTRAL OKLAHOMA 56 EDMOND, OKLA.

The Lindenwood men's basketball team lost just its third game of the season on Thursday night to Central Oklahoma 68-56 in Edmond, Okla.

The Lions had their worst night of the year shooting the basketball. Lindenwood shot just 34 percent from the field and 25 percent from behind the three point arc.

Central Oklahoma jumped out to an early lead scoring the game's first 10 out of 12 points. The Lions cut the lead to one on several occasions but could never tie the score or take the lead. At the end of the opening half Lindenwood trailed 35-32.

The final half started with the Bronchos going on an 11-2 run to extend the lead up to 12. The Lions did not have answer for Central Oklahoma and could only get the deficit to nine. The home team answered every Lindenwood point and held on for the win.

Central Oklahoma never trailed in the game and dominated the Lions on the boards. The Bronchos outrebounded Lindenwood 34-27.

Alex Bazzell was the only Lion to score in double figures with 17. Kramer Soderberg led the team in rebounds with four.

The loss snaps Lindenwood's eight game winning streak and drops the team's record to 24-3.

GAME 28 - LU 57, NORTHEASTERN ST. 54 TAHLEQUAH, OKLA.

The Lindenwood men's basketball team survived a late game run by the Northeastern State Riverhawks and squeaked out a 57-54 win on Saturday night in Tahlequah, Okla.

The first 20 minutes was back-and-forth with six lead changes and three ties. The Lions got a bucket from Cody Sorenson late in the first half to tie the score at 25 heading into the locker room.

Lindenwood's offense started to click in the second half and eventually would lead by eight with just under 10 minutes to play in the game. But on a night when Northeastern State was honoring its seniors, the home team did not go down quietly.

At the eight minute mark, the Riverhawks started their come back. Northeastern State went on a 14-5 run over a seven minute span to take a one point lead with 1:39 to play.

After taking the lead the Riverhawks fouled Garrett Reeg in the act of shooting. Reeg connected on both free-throws to give the Lions the one point advantage.

The Riverhawks had a chance to take the lead but John Schneider missed a jumper and the rebounds was corralled by Richie Thompson. Alex Bazzell closed the contest out with a pair of free throws.

The Lions swept the season series from the future MIAA opponent and finished their regular season road portion of the schedule with a record of 7-1.

Lindenwood was led by Reeg who scored 16 points and also grabbed six rebounds. Bazzell was second on the team with 12 points, and Kramer Soderberg chipped in with 10. Efkam Eren led the team in rebounds with eight.

The Lions improve to 25-3 on the season.

Lindenwood 57 • 25-3

#	Player	Total			3-Ptr			Rebounds			PF	TP	A	TO	Bk	Stl	Min
		FG-FGA	FG-FGA	FT-FTA	FG-FGA	FG-FGA	FT-FTA	Off	Def	Tot							
01	Eren, Efkam	* 1-4	0-1	0-0	0	8	8	2	2	0	0	0	0	0	0	21	
04	Reeg, Garrett	* 7-10	0-0	2-3	1	5	6	2	16	0	3	0	0	0	0	25	
12	Soderberg, Kramer	* 3-8	2-3	2-2	0	2	2	3	10	6	2	0	0	0	0	28	
13	Thompson, Richie	* 1-3	0-0	2-2	0	4	4	1	4	0	2	0	1	1	35		
24	Bazzell, Alex	* 4-10	0-1	4-4	0	5	5	1	12	3	1	0	1	1	34		
03	Smith, Darris	0-0	0-0	0-0	0	0	0	0	0	0	0	0	0	0	4		
22	Sorenson, Cody	4-7	1-4	0-0	1	4	5	1	9	0	1	0	1	1	28		
31	Ressel, Tyler	1-4	0-2	0-0	0	0	0	0	2	2	0	0	0	0	21		
40	Simmons, Michael	1-1	0-0	0-0	0	0	0	2	2	0	1	0	0	0	4		
	Team				1	0	1										
Totals		22-47	3-11	10-11	3	28	31	12	57	11	10	0	3	200			

FG % 1st Half: 11-25 44.0% 2nd half: 11-22 50.0% Game: 22-47 46.8% Deadball Rebounds
3FG % 1st Half: 1-3 33.3% 2nd half: 2-8 25.0% Game: 3-11 27.3%
FT % 1st Half: 2-3 66.7% 2nd half: 8-8 100.0% Game: 10-11 90.9%

Northeastern State 54 • 5-19

#	Player	Total			3-Ptr			Rebounds			PF	TP	A	TO	Bk	Stl	Min
		FG-FGA	FG-FGA	FT-FTA	FG-FGA	FG-FGA	FT-FTA	Off	Def	Tot							
00	Miller, Jon	f 0-3	0-1	1-2	0	0	0	2	1	3	0	0	0	0	24		
15	Johnson, Justin	f 7-15	3-5	0-0	1	2	3	0	17	0	2	0	0	0	33		
30	Schneider, John	f 5-13	0-2	2-5	1	7	8	4	12	1	2	2	1	32			
33	Anderson, Ethan	g 5-8	3-5	4-4	1	4	5	1	17	2	1	0	1	36			
42	Mack, Christian	g 1-4	0-2	0-0	0	1	1	3	2	2	0	0	0	23			
05	Miller, Jack	0-1	0-1	0-0	0	1	1	0	0	2	0	0	0	18			
21	Jones, Zach	0-0	0-0	0-0	1	0	1	2	0	0	1	0	0	3			
25	Willis, Dee	1-5	1-4	0-0	0	4	4	0	3	2	3	0	0	19			
32	Caudill, Dakota	1-3	0-0	0-0	1	3	4	0	2	0	0	0	0	12			
	Team				0	1	1										
Totals		20-52	7-20	7-11	5	23	28	12	54	12	9	2	2	200			

FG % 1st Half: 9-26 34.6% 2nd half: 11-26 42.3% Game: 20-52 38.5% Deadball Rebounds
3FG % 1st Half: 3-9 33.3% 2nd half: 4-11 36.4% Game: 7-20 35.0%
FT % 1st Half: 4-6 66.7% 2nd half: 3-5 60.0% Game: 7-11 63.6%

Officials: Raymond Shipp, Nathan Bemis, Kelly Hurt
Technical fouls: Lindenwood-Soderberg, Kramer. Northeastern State-None.
Attendance: 800

Score by periods	1st	2nd	Total
Lindenwood	25	32	57
Northeastern State	25	29	54

Lindenwood 57 • 25-3

#	Player	Total			3-Ptr			Rebounds			PF	TP	A	TO	Bk	Stl	Min
		FG-FGA	FG-FGA	FT-FTA	FG-FGA	FG-FGA	FT-FTA	Off	Def	Tot							
01	Eren, Efkam	* 1-4	0-1	0-0	0	8	8	2	2	0	0	0	0	0	0	21	
04	Reeg, Garrett	* 7-10	0-0	2-3	1	5	6	2	16	0	3	0	0	0	25		
12	Soderberg, Kramer	* 3-8	2-3	2-2	0	2	2	3	10	6	2	0	0	0	28		
13	Thompson, Richie	* 1-3	0-0	2-2	0	4	4	1	4	0	2	0	1	35			
24	Bazzell, Alex	* 4-10	0-1	4-4	0	5	5	1	12	3	1	0	1	34			
03	Smith, Darris	0-0	0-0	0-0	0	0	0	0	0	0	0	0	0	4			
22	Sorenson, Cody	4-7	1-4	0-0	1	4	5	1	9	0	1	0	1	28			
31	Ressel, Tyler	1-4	0-2	0-0	0	0	0	0	2	2	0	0	0	21			
40	Simmons, Michael	1-1	0-0	0-0	0	0	0	2	2	0	1	0	0	4			
	Team				1	0	1										
Totals		22-47	3-11	10-11	3	28	31	12	57	11	10	0	3	200			

FG % 1st Half: 11-25 44.0% 2nd half: 11-22 50.0% Game: 22-47 46.8% Deadball Rebounds
3FG % 1st Half: 1-3 33.3% 2nd half: 2-8 25.0% Game: 3-11 27.3%
FT % 1st Half: 2-3 66.7% 2nd half: 8-8 100.0% Game: 10-11 90.9%

Northeastern State 54 • 5-19

#	Player	Total			3-Ptr			Rebounds			PF	TP	A	TO	Bk	Stl	Min
		FG-FGA	FG-FGA	FT-FTA	FG-FGA	FG-FGA	FT-FTA	Off	Def	Tot							
00	Miller, Jon	f 0-3	0-1	1-2	0	0	0	2	1	3	0	0	0	0	24		
15	Johnson, Justin	f 7-15	3-5	0-0	1	2	3	0	17	0	2	0	0	0	33		
30	Schneider, John	f 5-13	0-2	2-5	1	7	8	4	12	1	2	2	1	32			
33	Anderson, Ethan	g 5-8	3-5	4-4	1	4	5	1	17	2	1	0	1	36			
42	Mack, Christian	g 1-4	0-2	0-0	0	1	1	3	2	2	0	0	0	23			
05	Miller, Jack	0-1	0-1	0-0	0	1	1	0	0	2	0	0	0	18			
21	Jones, Zach	0-0	0-0	0-0	1	0	1	2	0	0	1	0	0	3			
25	Willis, Dee	1-5	1-4	0-0	0	4	4	0	3	2	3	0	0	19			
32	Caudill, Dakota	1-3	0-0	0-0	1	3	4	0	2	0	0	0	0	12			
	Team				0	1	1										
Totals		20-52	7-20	7-11	5	23	28	12	54	12	9	2	2	200			

FG % 1st Half: 9-26 34.6% 2nd half: 11-26 42.3% Game: 20-52 38.5% Deadball Rebounds
3FG % 1st Half: 3-9 33.3% 2nd half: 4-11 36.4% Game: 7-20 35.0%
FT % 1st Half: 4-6 66.7% 2nd half: 3-5 60.0% Game: 7-11 63.6%

Officials: Raymond Shipp, Nathan Bemis, Kelly Hurt
Technical fouls: Lindenwood-Soderberg, Kramer. Northeastern State-None.
Attendance: 800

Score by periods	1st	2nd	Total
Lindenwood	25	32	57
Northeastern State	25	29	54





2011-12 Stats

GAME 29 - LU 93, MCKENDREE 82 ST. CHARLES, MO.

On a night when the Lindenwood men's basketball team celebrated the career of its two seniors, Kramer Soderberg and Michael Simmons, the Lions beat rival McKendree 93-82 Monday night at the Hyland Arena.

Soderberg did not let the nearly 1,500 fans down as he went off for 30 points. He capped his night with a long distance three as time was expiring to get him to the 30 point mark. He also compiled six assists in his last home game as a Lion.

The contest was a nip and tuck affair from the opening tip. The two teams traded the lead six times in the opening 10 minutes. Lindenwood started to gain some momentum going on a 12-4 run to take an eight point advantage. The lead got to 10 with just under two minutes to play, but the Bearcats closed out the half with three consecutive trips which resulted in three points each to trim the lead to five.

As the second half started, it looked like the home team was going to take control of the game. On four separate occasions in the opening 12 minutes the Lions pushed the lead to double-digits. But every time, McKendree answered with points and did not let the game get away.

With the lead down to four, the Lions finally grabbed a hold of the momentum and did not let it go. At the four minute mark, Lindenwood went on a 24-14 run to close out the Bearcats for the second time this season.

Lindenwood shot lights out on Monday night and dominated the boards. The Lions shot 63 percent from the field, 47 percent from behind the three-point line, and 90 percent from the charity stripe. Lindenwood outrebounded the Bearcats 32-20.

Soderberg led the team with 30 points, and three out of the four remaining starters all scored in double-figures. Alex Bazzell poured in 16 to go along with six rebounds, and six assists. Garrett Reeg scored 18 and Efkan Eren chipped in with 11. The Lions other senior, Michael Simmons, got his first career start and grabbed two rebounds.

With the win Lindenwood closes out its regular season with a record 26-3 including an 11-1 home record.

GAME 30 - LU 65, MINOT STATE 54 SPEARFISH, S.D.

The Lindenwood Lions survived a first-round scare from Minot State in the opening game of the 2011-12 NCAA Transitional National Championship. The Lions had to come from behind in the final four minutes to win 65-54 on Thursday night in Spearfish, S.D.

The first 10 minutes of the contest was back-and-forth, with four ties in that span. Over the final two minutes, the Lions went on a run to end the half leading 30-27. Lindenwood struggled shooting the ball making just 34 percent of its shots.

The second half started with the Lions pushing their advantage up to seven. But right back came Minot State going on a 10-0 run to take a three-point lead with six minutes to play.

Over the next five minutes, Lindenwood found its stroke from three-point range. Cody Sorenson and Tyler Ressel both connected on two threes and catapulted the Lions to a seven-point lead. Kramer Soderberg closed out the win for Lindenwood from the free-throw line making six-of-six free throws.

Lindenwood shot 43 percent from the field and 36 percent from behind the three-point arc. The Lions forced the Beavers into 15 turnovers.

Kramer Soderberg led the way for the Lions scoring 30 points. Sorenson was second on the team with nine points and led the way with six rebounds.

Lindenwood improved its record to 27-3 with the win. Up next for the Lions is the championship game against Sioux Falls, South Dakota School of Mines, or Black Hills State on Saturday at 5 p.m. in Spearfish, S.D.

McKendree 82 • 17-11

#	Player	Total		3-Ptr		Rebounds			PF	TP	A	TO	Blk	Stl	Min
		FG-FGA	FG-FGA	FT-FTA	Off	Def	Tot								
10	Steppe, John	* 7-12	5-7	0-1	0	3	3	2	19	2	0	0	0	0	30
14	Heckert, Kyle	* 6-13	0-0	2-2	2	0	2	5	14	2	2	0	0	0	33
20	Pettiford, Karrington	* 4-10	2-7	1-2	0	1	1	4	11	4	0	0	0	4	31
44	Rakers, Sean	* 5-9	0-0	0-0	2	3	5	3	10	2	2	0	0	0	32
50	Ruckman, David	* 6-8	0-0	0-1	0	3	3	4	12	1	1	1	0	0	21
30	Dudek, Drew	0-1	0-0	0-0	0	0	0	0	0	0	0	0	0	0	13
32	Happe, Clinton	1-3	1-2	3-3	0	0	0	0	6	2	1	0	0	0	16
34	Ridge, Ian	3-4	0-0	4-7	3	1	4	2	10	0	1	0	0	0	24
Team					0	2	2								
Totals		32-60	8-16	10-16	7	13	20	20	82	13	7	1	4	200	

FG % 1st Half: 13-30 43.3% 2nd half: 19-30 63.3% Game: 32-60 53.3% Deadball Rebounds 2
3FG % 1st Half: 2-8 25.0% 2nd half: 6-8 75.0% Game: 8-16 50.0%
FT % 1st Half: 7-10 70.0% 2nd half: 3-6 50.0% Game: 10-16 62.5%

Lindenwood 93 • 26-3

#	Player	Total		3-Ptr		Rebounds			PF	TP	A	TO	Blk	Stl	Min
		FG-FGA	FG-FGA	FT-FTA	Off	Def	Tot								
04	Reeg, Garrett	* 8-10	0-1	2-4	0	4	4	2	18	0	2	0	0	0	19
12	Soderberg, Kramer	* 8-12	3-3	11-11	0	1	1	1	30	6	4	0	1	0	36
13	Thompson, Richie	* 1-1	0-0	4-4	1	4	5	4	6	0	1	0	1	0	20
24	Bazzell, Alex	* 5-11	2-3	4-4	1	5	6	1	16	6	3	0	0	0	32
40	Simmons, Michael	* 0-0	0-0	0-0	1	1	2	1	0	0	0	0	0	0	9
01	Eren, Efkan	4-5	0-1	3-4	1	4	5	2	11	1	1	0	0	0	28
03	Smith, Darris	0-0	0-0	0-0	0	0	0	1	0	1	0	0	0	0	19
22	Sorenson, Cody	3-4	1-2	2-2	1	3	4	1	9	0	0	0	1	0	24
31	Ressel, Tyler	1-5	1-5	0-0	0	1	1	1	3	0	1	0	0	0	13
Team					2	2	4								
Totals		30-48	7-15	26-29	7	25	32	14	93	14	12	0	3	200	

FG % 1st Half: 12-20 60.0% 2nd half: 18-28 64.3% Game: 30-48 62.5% Deadball Rebounds 1
3FG % 1st Half: 2-6 33.3% 2nd half: 5-9 55.6% Game: 7-15 46.7%
FT % 1st Half: 14-16 87.5% 2nd half: 12-13 92.3% Game: 26-29 89.7%

Officials: Technical fouls: McKendree-None. Lindenwood-None.
Attendance: 1503

Score by periods	1st	2nd	Total
McKendree	35	47	82
Lindenwood	40	53	93

Minot State 54 • 3-17

#	Player	Total		3-Ptr		Rebounds			PF	TP	A	TO	Blk	Stl	Min
		FG-FGA	FG-FGA	FT-FTA	Off	Def	Tot								
01	PAGE, Easton	* 2-4	0-2	0-0	0	2	2	3	4	0	0	0	1	0	34
10	RANDALL, Adam	* 0-7	0-4	0-0	2	2	4	4	0	3	2	0	1	0	37
11	EAST, Chris	* 5-8	0-0	3-5	3	8	11	3	13	0	5	1	0	0	36
20	KORF, Thomas	* 6-11	6-11	0-0	0	1	1	5	18	0	2	0	0	0	32
23	JOHNSON, Josh	* 6-12	0-5	1-2	2	4	6	3	13	0	3	0	0	0	29
03	YALE, Matt	3-4	0-0	0-0	0	1	1	3	6	3	3	1	1	0	30
04	HENRICKSSON, Viktor	0-0	0-0	0-0	0	1	1	0	0	1	0	0	0	0	1
12	JEROTIJEVIC, Milos	0-1	0-0	0-0	0	1	1	0	0	0	0	0	0	0	1
Team					0	3	3								
Totals		22-47	6-22	4-7	7	23	30	21	54	7	15	2	3	200	

FG % 1st Half: 11-25 44.0% 2nd half: 11-22 50.0% Game: 22-47 46.8% Deadball Rebounds 2
3FG % 1st Half: 2-9 22.2% 2nd half: 4-13 30.8% Game: 6-22 27.3%
FT % 1st Half: 3-4 75.0% 2nd half: 1-3 33.3% Game: 4-7 57.1%

Lindenwood 65 • 27-3

#	Player	Total		3-Ptr		Rebounds			PF	TP	A	TO	Blk	Stl	Min
		FG-FGA	FG-FGA	FT-FTA	Off	Def	Tot								
01	Eren, Efkan	* 3-5	0-0	0-0	1	5	6	1	6	0	0	0	1	0	18
04	Reeg, Garrett	* 2-5	0-0	0-2	1	5	6	1	4	0	1	0	1	0	20
12	Soderberg, Kramer	* 8-15	0-2	14-17	0	2	2	2	30	6	6	0	4	0	38
13	Thompson, Richie	* 3-7	0-0	0-0	3	2	5	1	6	0	3	2	0	0	31
31	Ressel, Tyler	* 2-8	2-6	0-0	0	0	0	0	6	1	0	0	1	0	29
03	Smith, Darris	2-5	0-2	0-0	0	0	0	1	4	0	1	1	2	0	15
22	Sorenson, Cody	3-6	3-4	0-0	1	5	6	1	9	0	0	0	0	0	34
40	Simmons, Michael	0-1	0-0	0-0	2	2	4	0	0	0	1	0	0	0	15
Team					0	1	1								
Totals		23-52	5-14	14-19	8	22	30	7	65	7	12	3	9	200	

FG % 1st Half: 11-29 37.9% 2nd half: 12-23 52.2% Game: 23-52 44.2% Deadball Rebounds 3
3FG % 1st Half: 1-7 14.3% 2nd half: 4-7 57.1% Game: 5-14 35.7%
FT % 1st Half: 7-12 58.3% 2nd half: 7-7 100.0% Game: 14-19 73.7%

Officials: Greg Schumacher, Jason Hinch, Mark Naugle
Technical fouls: Minot State-None. Lindenwood-None.
Attendance: 104

Score by periods	1st	2nd	Total
Minot State	27	27	54
Lindenwood	30	35	65





2011-12 Stats

GAME 31 - LU 85, SIOUX FALLS 75 SPEARFISH, S.D.

The Lions basketball team closed out an amazing season with an 85-75 win over the Sioux Falls Cougars in Spearfish, S.D. on Saturday.

In their final game together, St. Charles West High School and Lindenwood University teammates Kramer Soderberg and Alex Bazzell led the Lions to the NCAA Division II Transition Tournament Championship. The duo combined for 46 points, with Soderberg scoring a team-high 25 points in his final collegiate game, and Bazzell, a junior, chipping in with 21.

Lindenwood came out on fire in the game, making four of its first five shots and taking an early nine-point lead. But that lead didn't last long as the Cougars battled back. The final 13 minutes of the first half saw the teams trade the lead four times and there were five ties. The opening 20 minutes came to a close with Sioux Falls leading 38-37.

The second half started with Sioux Falls jumping out on a 6-0 run to take a seven-point lead. But just as the team has done all year, the Lions battled back. Lindenwood was trailing by seven with 8:59 to play and then the offense showed up.

Darris Smith sparked the run with a three-point play. Tyler Ressel then hit three huge three pointers to send the Lions to a five-point lead. Lindenwood closed out the victory from the charity stripe as it made its final eight free throws.

The Lions shot 51 percent from the field, and 43 percent from behind the three-point arc. Sioux Falls outrebounded the Lions 35-27.

Two other Lions scored in double-figures as Garrett Reeg had 13 points and Ressel finished with 11. Richie Thompson led the Lions with eight rebounds.

The Lions end the 2011-12 campaign with a record of 28-3, and they set a school record for highest winning percentage for a season.

Sioux Falls 75 • 18-8

#	Player	Total			3-Ptr			Rebounds			PF	TP	A	TO	Blk	Stl	Min
		FG-FGA	FG-FGA	FT-FTA	FG-FGA	FG-FGA	FT-FTA	Off	Def	Tot							
03	Holland, A.J.	* 2-9	1-2	0-0	1	3	4	4	5	3	1	0	0	23			
34	Maxwell, David	* 4-5	2-3	6-6	3	5	8	1	16	0	1	0	1	32			
44	McNeal, Bretson	* 3-9	2-6	2-2	1	2	3	5	10	0	1	0	0	20			
50	Bloch, Skyler	* 9-15	1-4	5-6	3	7	10	2	24	2	1	1	1	38			
52	Kielpinski, Bryan	* 1-2	0-0	1-1	0	1	1	4	3	2	0	0	0	20			
04	Moffitt, Keaton	0-0	0-0	0-0	0	0	0	0	0	0	0	0	0	0+			
05	Robey, Alex	0-1	0-1	1-3	0	0	0	4	1	1	0	0	1	10			
11	Brown, Derek	4-12	3-6	3-3	0	3	3	4	14	3	4	0	1	29			
23	Polite, Saajid	0-1	0-1	0-0	0	0	0	0	0	0	0	0	0	1			
30	Cutler, Keith	0-3	0-3	0-0	0	0	0	1	0	2	1	0	0	17			
33	Rader, James	1-1	0-0	0-0	1	1	2	3	2	1	3	0	0	10			
Team					2	2	4										
Totals		24-58	9-26	18-21	11	24	35	28	75	14	12	1	4	200			

FG % 1st Half: 12-25 48.0% 2nd half: 12-33 36.4% Game: 24-58 41.4% Deadball Rebounds 2
 3FG % 1st Half: 5-14 35.7% 2nd half: 4-12 33.3% Game: 9-26 34.6%
 FT % 1st Half: 9-11 81.8% 2nd half: 9-10 90.0% Game: 18-21 85.7%

Lindenwood 85 • 27-3

#	Player	Total			3-Ptr			Rebounds			PF	TP	A	TO	Blk	Stl	Min
		FG-FGA	FG-FGA	FT-FTA	FG-FGA	FG-FGA	FT-FTA	Off	Def	Tot							
01	Eren,Efkan	* 1-5	1-1	0-0	0	3	3	2	3	0	1	0	0	20			
04	Reeg, Garrett	* 5-8	1-2	2-4	0	1	1	3	13	1	0	0	1	31			
12	Soderberg, Kramer	* 7-15	0-3	11-11	0	0	0	2	25	2	2	0	2	31			
13	Thompson, Richie	* 1-2	0-0	1-2	2	6	8	3	3	0	1	1	3	26			
24	Bazzell, Alex	* 4-7	0-1	13-14	0	5	5	4	21	3	6	0	0	28			
03	Smith, Darris	1-1	0-0	1-1	0	1	1	0	3	0	0	0	0	15			
22	Sorenson, Cody	1-5	1-4	1-1	0	3	3	4	4	1	0	0	0	19			
31	Ressel, Tyler	3-3	3-3	2-4	0	1	1	1	11	0	0	0	1	18			
40	Simmons, Michael	1-1	0-0	0-0	1	3	4	1	2	0	1	0	0	12			
Team					0	1	1										
Totals		24-47	6-14	31-37	3	24	27	20	85	7	11	1	7	200			

FG % 1st Half: 12-24 50.0% 2nd half: 12-23 52.2% Game: 24-47 51.1% Deadball Rebounds 2
 3FG % 1st Half: 2-7 28.6% 2nd half: 4-7 57.1% Game: 6-14 42.9%
 FT % 1st Half: 11-13 84.6% 2nd half: 20-24 83.3% Game: 31-37 83.8%

Officials: Jason Hinch, Dave Rogers, Todd Palmer
 Technical fouls: Sioux Falls-Robey, Alex; TEAM. Lindenwood-None.
 Attendance: 250

Score by periods	1st	2nd	Total
Sioux Falls	38	37	75
Lindenwood	37	48	85





2011-12 Stats

RECORD:	OVERALL	HOME	AWAY	NEUTRAL
ALL GAMES	28-3	12-1	6-1	10-1
CONFERENCE	0-0	0-0	0-0	0-0
NON-CONFERENCE	28-3	12-1	6-1	10-1

#	Player	gp-gs	min	avg	Total		3-Point		F-Throw		Rebounds				pf	dq	a	to	blk	stl	pts	avg
					fg-fga	fg%	3fg-fga	3fg%	ft-fa	ft%	off	def	tot	avg								
12	Soderberg,Kramer	31-31	872	28.1	177-355	.499	44-106	.415	156-183	.852	6	61	67	2.2	62	1	110	52	2	47	554	17.9
24	Bazzell,Alex	30-30	846	28.2	113-279	.405	34-95	.358	202-240	.842	9	111	120	4.0	37	1	124	61	3	21	462	15.4
04	Reeg,Garrett	31-31	688	22.2	126-214	.589	9-22	.409	78-123	.634	65	121	186	6.0	71	0	22	45	8	19	339	10.9
31	Ressel,Tyler	31-1	631	20.4	89-187	.476	65-139	.468	45-53	.849	4	47	51	1.6	30	0	40	20	4	17	288	9.3
22	Sorenson,Cody	30-0	639	21.3	83-149	.557	35-77	.455	30-35	.857	38	111	149	5.0	30	0	19	10	18	10	231	7.7
01	Eren,Efkan	31-30	650	21.0	85-174	.489	9-27	.333	46-60	.767	53	135	188	6.1	67	0	21	42	2	14	225	7.3
21	Boos,Michael	25-0	296	11.8	49-108	.454	28-61	.459	19-22	.864	7	16	23	0.9	28	1	17	19	0	4	145	5.8
13	Thompson,Richie	31-31	680	21.9	62-124	.500	2-8	.250	37-52	.712	44	104	148	4.8	51	0	23	38	31	21	163	5.3
44	Johnson,Devin	3-0	13	4.3	4-6	.667	0-0	.000	4-8	.500	2	4	6	2.0	2	0	1	1	0	0	12	4.0
03	Smith,Darris	30-0	374	12.5	32-95	.337	4-33	.121	19-27	.704	1	27	28	0.9	19	0	28	22	2	11	87	2.9
23	Moore,Desmond	8-0	27	3.4	5-14	.357	2-6	.333	3-4	.750	2	5	7	0.9	2	0	2	1	0	1	15	1.9
10	McVicar,Brevin	14-0	47	3.4	8-20	.400	7-15	.467	2-2	1.000	4	5	9	0.6	7	0	2	6	0	2	25	1.8
40	Simmons,Michael	31-1	376	12.1	22-45	.489	0-0	.000	11-19	.579	39	69	108	3.5	56	1	26	21	6	9	55	1.8
34	Harris,Tyler	13-0	72	5.5	7-19	.368	5-16	.313	1-3	.333	1	6	7	0.5	2	0	4	2	0	1	20	1.5
30	Tilley,Alex	16-0	89	5.6	9-19	.474	0-2	.000	4-5	.800	4	14	18	1.1	10	0	3	7	6	1	22	1.4
Team											46	65	111				2					
Total.....		31	6300		871-1808	.482	244-607	.402	657-836	.786	325	901	1226	39.5	474	4	442	349	82	178	2643	85.3
Opponents.....		31	6300		759-1909	.398	183-608	.301	326-504	.647	341	688	1029	33.2	626	-	319	388	98	134	2027	65.4

TEAM STATISTICS

	LW	OPP	Date	Opponent	Score	Att.		
SCORING	2643	2027	11/11/11	vs Union	Wot 82-77	447		
Points per game	85.3	65.4	11/12/11	vs Logan Chiropractic	W 99-56	120		
Scoring margin	+19.9	-	11/17/11	vs Tiffin	W 88-84	385		
FIELD GOALS-ATT	871-1808	759-1909	11/18/11	vs Southwest Baptist	Lot 82-92	0		
Field goal pct	.482	.398	11/19/11	at Alaska-Fairbanks	Wot 85-77	327		
3 POINT FG-ATT	244-607	183-608	11/30/11	at Urbana	W 86-65	489		
3-point FG pct	.402	.301	12/02/11	vs Central State	W 95-83	800		
3-pt FG made per game	7.9	5.9	12/03/11	vs Wilberforce	W 100-60	500		
FREE THROWS-ATT	657-836	326-504	12/13/11	CONCORDIA SEMINARY	W 136-57	250		
Free throw pct	.786	.647	12/17/11	at Lincoln	W 86-54	102		
F-Throws made per game	21.2	10.5	12/19/11	LINDSEY WILSON	W 74-65	622		
REBOUNDS	1226	1029	12/28/11	vs La Sierra	W 93-70	75		
Rebounds per game	39.5	33.2	12/29/11	vs Menlo	W 78-49	103		
Rebounding margin	+6.4	-	12/30/11	vs Daemen	W 72-53	90		
ASSISTS	442	319	01/05/11	CENTRAL BIBLE	W 106-52	633		
Assists per game	14.3	10.3	01/10/12	at Mid-Continent	W 89-75	100		
TURNOVERS	349	388	01/13/12	CENTRAL CHRISTIAN	W 93-49	361		
Turnovers per game	11.3	12.5	01/14/12	CENTRAL STATE	Lot 82-85	461		
Turnover margin	+1.3	-	01/19/12	CENTRAL OKLAHOMA	W 88-58	735		
Assist/turnover ratio	1.3	0.8	01/21/12	NORTHEASTERN STATE	W 77-49	738		
STEALS	178	134	01/23/12	WEBSTER	W 78-57	522		
Steals per game	5.7	4.3	01/25/12	at McKendree	W 78-71	702		
BLOCKS	82	98	01/28/12	LINCOLN	W 85-61	409		
Blocks per game	2.6	3.2	01/31/12	CULVER-STOCKTON	W 85-59	400		
ATTENDANCE	7737	5894	02/11/12	URBANA	W 78-69	428		
Home games-Avg/Game	13-595	7-431	02/14/12	VICTORY	W 92-67	675		
Neutral site-Avg/Game	-	11-261	02/16/12	at Central Oklahoma	L 56-68	500		
			02/18/12	at Northeastern State	W 57-54	800		
Score by Periods	1st	2nd	OT	Totals				
Lindenwood	1298	1293	52	2643	02/20/12	MCKENDREE	W 93-82	1503
Opponents	969	1006	52	2027	03/01/12	vs Minot State	W 65-54	104
					03/03/12	vs Sioux Falls	W 85-75	250



2011-12 Stats

TEAM STATISTICS

Opponent	Date	Score		Total		3-Pointers		Free throws		Rebounds				pf	a	t/o	blk	stl	pts	avg
				fg-fga	pct	3fg-fga	pct	ft-fa	pct	off	def	tot	avg							
vs Union	11/11/11	82-77	Wot	25-72	.347	8-24	.333	24-34	.706	16	36	52	52.0	19	13	9	3	3	82	82.0
vs Logan Chiropractic	11/12/11	99-56	W	35-75	.467	8-25	.320	21-27	.778	15	36	51	51.5	14	14	13	7	7	99	90.5
vs Tiffin	11/17/11	88-84	W	26-57	.456	4-14	.286	32-44	.727	14	30	44	49.0	19	13	16	1	3	88	89.7
vs Southwest Baptist	11/18/11	82-92	Lot	27-60	.450	12-28	.429	16-22	.727	11	28	39	46.5	17	8	20	4	9	82	87.8
at Alaska-Fairbanks	11/19/11	85-77	Wot	32-64	.500	7-19	.368	14-18	.778	6	28	34	44.0	13	13	8	0	6	85	87.2
at Urbana	11/30/11	86-65	W	30-55	.545	8-17	.471	18-24	.750	9	31	40	43.3	18	18	12	1	4	86	87.0
vs Central State	12/02/11	95-83	W	24-50	.480	7-13	.538	40-47	.851	14	23	37	42.4	19	12	16	1	2	95	88.1
vs Wilberforce	12/03/11	100-60	W	31-64	.484	14-32	.438	24-34	.706	10	31	41	42.2	19	18	8	7	3	100	89.6
CONCORDIA SEMINARY	12/13/11	136-57	W	55-82	.671	20-34	.588	6-8	.750	15	38	53	43.4	3	31	6	4	6	136	94.8
at Lincoln	12/17/11	86-54	W	26-51	.510	6-18	.333	28-34	.824	10	28	38	42.9	17	12	12	4	6	86	93.9
LINDSEY WILSON	12/19/11	74-65	W	30-69	.435	6-20	.300	8-11	.727	14	23	37	42.4	13	15	8	1	6	74	92.1
vs La Sierra	12/28/11	93-70	W	30-52	.577	9-18	.500	24-37	.649	9	26	35	41.8	22	19	14	1	10	93	92.2
vs Menlo	12/29/11	78-49	W	29-64	.453	6-20	.300	14-19	.737	16	40	56	42.8	12	18	15	2	8	78	91.1
vs Daemen	12/30/11	72-53	W	24-53	.453	8-18	.444	16-21	.762	11	30	41	42.7	18	15	14	6	6	72	89.7
CENTRAL BIBLE	01/05/11	106-52	W	38-64	.594	12-26	.462	18-24	.750	8	28	36	42.3	13	23	11	3	8	106	90.8
at Mid-Continent	01/10/12	89-75	W	25-59	.424	9-17	.529	30-38	.789	15	28	43	42.3	20	15	10	0	5	89	90.7
CENTRAL CHRISTIAN	01/13/12	93-49	W	32-72	.444	10-31	.323	19-21	.905	17	33	50	42.8	11	13	9	4	13	93	90.8
CENTRAL STATE	01/14/12	82-85	Lot	29-64	.453	7-21	.333	17-24	.708	14	24	38	42.5	16	11	13	4	1	82	90.3
CENTRAL OKLAHOMA	01/19/12	88-58	W	18-42	.429	8-19	.421	44-53	.830	7	27	34	42.1	23	11	12	1	6	88	90.2
NORTHEASTERN STATE	01/21/12	77-49	W	27-59	.458	9-15	.600	14-17	.824	11	32	43	42.1	10	13	7	1	4	77	89.6
WEBSTER	01/23/12	78-57	W	29-63	.460	11-29	.379	9-10	.900	7	30	37	41.9	12	22	12	6	6	78	89.0
at McKendree	01/25/12	78-71	W	27-59	.458	3-13	.231	21-30	.700	9	35	44	42.0	21	9	11	2	4	78	88.5
LINCOLN	01/28/12	85-61	W	30-55	.545	6-18	.333	19-23	.826	9	27	36	41.7	17	19	12	1	6	85	88.3
CULVER-STOCKTON	01/31/12	85-59	W	26-59	.441	8-17	.471	25-32	.781	13	31	44	41.8	9	17	7	7	9	85	88.2
URBANA	02/11/12	78-69	W	22-49	.449	4-13	.308	30-34	.882	5	27	32	41.4	18	13	9	1	6	78	87.8
VICTORY	02/14/12	92-67	W	28-51	.549	9-18	.500	27-30	.900	11	33	44	41.5	11	12	9	6	2	92	88.0
at Central Oklahoma	02/16/12	56-68	L	17-50	.340	4-16	.250	18-24	.750	8	19	27	41.0	17	6	11	0	7	56	86.8
at Northeastern State	02/18/12	57-54	W	22-47	.468	3-11	.273	10-11	.909	3	28	31	40.6	12	11	10	0	3	57	85.7
MCKENDREE	02/20/12	93-82	W	30-48	.625	7-15	.467	26-29	.897	7	25	32	40.3	14	14	12	0	3	93	86.0
vs Minot State	03/01/12	65-54	W	23-52	.442	5-14	.357	14-19	.737	8	22	30	40.0	7	7	12	3	9	65	85.3
vs Sioux Falls	03/03/12	85-75	W	24-47	.511	6-14	.429	31-37	.838	3	24	27	39.5	20	7	11	1	7	85	85.3
Lindenwood		2643		871-1808	.482	244-607	.402	657-836	.786	325	901	1226	39.5	474	442	349	82	178	2643	85.3
Opponents		2027		759-1909	.398	183-608	.301	326-504	.647	341	688	1029	33.2	626	319	388	98	134	2027	65.4

Games played: 31

Points/game: 85.3

FG Pct: 48.2

3FG Pct: 40.2

FT Pct: 78.6

Rebounds/game: 39.5

Assists/game: 14.3

Turnovers/game: 11.3

Assist/turnover ratio: 1.3

Steals/game: 5.7

Blocks/game: 2.6





2011-12 Stats

Lindenwood - TEAM GAME HIGHS

POINTS	136	CONCORDIA SEMINARY (12/13/11)
	106	CENTRAL BIBLE (01/05/11)
	100	vs Wilberforce (12/03/11)
	99	vs Logan Chiropractic (11/12/11)
	95	vs Central State (12/02/11)
FIELD GOALS MADE	55	CONCORDIA SEMINARY (12/13/11)
	38	CENTRAL BIBLE (01/05/11)
FIELD GOAL ATTEMPTS	82	CONCORDIA SEMINARY (12/13/11)
	75	vs Logan Chiropractic (11/12/11)
FIELD GOAL PERCENTAGE	.671 (55-82)	CONCORDIA SEMINARY (12/13/11)
	.625 (30-48)	MCKENDREE (02/20/12)
3 PT FIELD GOALS MADE	20	CONCORDIA SEMINARY (12/13/11)
	14	vs Wilberforce (12/03/11)
3 PT FG ATTEMPTS	34	CONCORDIA SEMINARY (12/13/11)
	32	vs Wilberforce (12/03/11)
3 PT FG PERCENTAGE	.600 (9-15)	NORTHEASTERN STATE (01/21/12)
	.588 (20-34)	CONCORDIA SEMINARY (12/13/11)
FREE THROWS MADE	44	CENTRAL OKLAHOMA (01/19/12)
	40	vs Central State (12/02/11)
FREE THROW ATTEMPTS	53	CENTRAL OKLAHOMA (01/19/12)
	47	vs Central State (12/02/11)
FREE THROW PERCENTAGE	.909 (10-11)	at Northeastern State (02/18/12)
	.905 (19-21)	CENTRAL CHRISTIAN (01/13/12)
REBOUNDS	56	vs Menlo (12/29/11)
	53	CONCORDIA SEMINARY (12/13/11)
ASSISTS	31	CONCORDIA SEMINARY (12/13/11)
	23	CENTRAL BIBLE (01/05/11)
STEALS	13	CENTRAL CHRISTIAN (01/13/12)
	10	vs La Sierra (12/28/11)
BLOCKED SHOTS	7	CULVER-STOCKTON (01/31/12)
	7	vs Wilberforce (12/03/11)
	7	vs Logan Chiropractic (11/12/11)
TURNOVERS	20	vs Southwest Baptist (11/18/11)
	16	vs Central State (12/02/11)
	16	vs Tiffin (11/17/11)
FOULS	23	CENTRAL OKLAHOMA (01/19/12)
	22	vs La Sierra (12/28/11)

Opponent - GAME HIGHS

POINTS	92	vs Southwest Baptist (11/18/11)
	85	CENTRAL STATE (01/14/12)
	84	vs Tiffin (11/17/11)
	83	vs Central State (12/02/11)
	82	MCKENDREE (02/20/12)
FIELD GOALS MADE	35	vs Southwest Baptist (11/18/11)
	32	MCKENDREE (02/20/12)
	32	CENTRAL STATE (01/14/12)
	32	vs Central State (12/02/11)
	32	at Alaska-Fairbanks (11/19/11)
FIELD GOAL ATTEMPTS	71	CONCORDIA SEMINARY (12/13/11)
	71	vs Southwest Baptist (11/18/11)
	71	vs Logan Chiropractic (11/12/11)
FIELD GOAL PERCENTAGE	.533 (32-60)	MCKENDREE (02/20/12)
	.529 (27-51)	at Central Oklahoma (02/16/12)
3 PT FIELD GOALS MADE	13	vs Southwest Baptist (11/18/11)
	9	vs Sioux Falls (03/03/12)
	9	CONCORDIA SEMINARY (12/13/11)
	9	vs Tiffin (11/17/11)
3 PT FG ATTEMPTS	31	vs Southwest Baptist (11/18/11)
	30	CONCORDIA SEMINARY (12/13/11)
3 PT FG PERCENTAGE	.500 (8-16)	MCKENDREE (02/20/12)
	.500 (8-16)	at Mid-Continent (01/10/12)
FREE THROWS MADE	18	vs Sioux Falls (03/03/12)
	17	CENTRAL STATE (01/14/12)
	17	at Mid-Continent (01/10/12)
FREE THROW ATTEMPTS	26	vs Union (11/11/11)
	25	CENTRAL OKLAHOMA (01/19/12)
FREE THROW PERCENTAGE	.895 (17-19)	at Mid-Continent (01/10/12)
	.875 (7-8)	CULVER-STOCKTON (01/31/12)
REBOUNDS	45	vs Union (11/11/11)
	43	vs Logan Chiropractic (11/12/11)
ASSISTS	20	vs Southwest Baptist (11/18/11)
	16	vs Union (11/11/11)
STEALS	8	CENTRAL STATE (01/14/12)
	8	at Urbana (11/30/11)
	8	vs Tiffin (11/17/11)
	8	vs Logan Chiropractic (11/12/11)
BLOCKED SHOTS	8	vs Daemen (12/30/11)
	8	vs Central State (12/02/11)
TURNOVERS	21	CENTRAL BIBLE (01/05/11)
	20	CENTRAL CHRISTIAN (01/13/12)
FOULS	30	CENTRAL OKLAHOMA (01/19/12)
	30	at Mid-Continent (01/10/12)
	30	vs Tiffin (11/17/11)

Lindenwood - GAME LOWS

POINTS	56	at Central Oklahoma (02/16/12)
	57	at Northeastern State (02/18/12)
	65	vs Minot State (03/01/12)
	72	vs Daemen (12/30/11)
	74	LINDSEY WILSON (12/19/11)
FIELD GOALS MADE	17	at Central Oklahoma (02/16/12)
	18	CENTRAL OKLAHOMA (01/19/12)
FIELD GOAL ATTEMPTS	42	CENTRAL OKLAHOMA (01/19/12)
	47	at Northeastern State (02/18/12)
	47	vs Sioux Falls (03/03/12)
FIELD GOAL PERCENTAGE	.340 (17-50)	at Central Oklahoma (02/16/12)
	.347 (25-72)	vs Union (11/11/11)
3 PT FIELD GOALS MADE	3	at McKendree (01/25/12)
	3	at Northeastern State (02/18/12)
3 PT FG ATTEMPTS	11	at Northeastern State (02/18/12)
	13	vs Central State (12/02/11)
	13	at McKendree (01/25/12)
	13	URBANA (02/11/12)
3 PT FG PERCENTAGE	.231 (3-13)	at McKendree (01/25/12)
	.250 (4-16)	at Central Oklahoma (02/16/12)
FREE THROWS MADE	6	CONCORDIA SEMINARY (12/13/11)
	8	LINDSEY WILSON (12/19/11)
FREE THROW ATTEMPTS	8	CONCORDIA SEMINARY (12/13/11)
	10	WEBSTER (01/23/12)
FREE THROW PERCENTAGE	.649 (24-37)	vs La Sierra (12/28/11)
	.700 (21-30)	at McKendree (01/25/12)
REBOUNDS	27	at Central Oklahoma (02/16/12)
	27	vs Sioux Falls (03/03/12)
ASSISTS	6	at Central Oklahoma (02/16/12)
	7	vs Minot State (03/01/12)
	7	vs Sioux Falls (03/03/12)
STEALS	1	CENTRAL STATE (01/14/12)
	2	vs Central State (12/02/11)
	2	VICTORY (02/14/12)
BLOCKED SHOTS	0	at Alaska-Fairbanks (11/19/11)
	0	at Mid-Continent (01/10/12)
	0	at Central Oklahoma (02/16/12)
	0	at Northeastern State (02/18/12)
	0	MCKENDREE (02/20/12)
TURNOVERS	6	CONCORDIA SEMINARY (12/13/11)
	7	NORTHEASTERN STATE (01/21/12)
	7	CULVER-STOCKTON (01/31/12)
FOULS	3	CONCORDIA SEMINARY (12/13/11)
	7	vs Minot State (03/01/12)

Opponent - GAME LOWS

POINTS	49	vs Menlo (12/29/11)
	49	CENTRAL CHRISTIAN (01/13/12)
	49	NORTHEASTERN STATE (01/21/12)
	52	CENTRAL BIBLE (01/05/11)
	53	vs Daemen (12/30/11)
FIELD GOALS MADE	18	vs Menlo (12/29/11)
	19	NORTHEASTERN STATE (01/21/12)
FIELD GOAL ATTEMPTS	47	CENTRAL OKLAHOMA (01/19/12)
	47	vs Minot State (03/01/12)
FIELD GOAL PERCENTAGE	.261 (18-69)	vs Menlo (12/29/11)
	.282 (20-71)	vs Logan Chiropractic (11/12/11)
3 PT FIELD GOALS MADE	1	vs Wilberforce (12/03/11)
	1	vs Daemen (12/30/11)
3 PT FG ATTEMPTS	7	vs Daemen (12/30/11)
	12	at Lincoln (12/17/11)
	12	CENTRAL BIBLE (01/05/11)
3 PT FG PERCENTAGE	.071 (1-14)	vs Wilberforce (12/03/11)
	.143 (1-7)	vs Daemen (12/30/11)
FREE THROWS MADE	0	CONCORDIA SEMINARY (12/13/11)
	2	vs Minot State (03/01/12)
FREE THROW ATTEMPTS	4	CONCORDIA SEMINARY (12/13/11)
	7	vs Minot State (03/01/12)
FREE THROW PERCENTAGE	.000 (0-2)	CONCORDIA SEMINARY (12/13/11)
	.385 (5-13)	CENTRAL CHRISTIAN (01/13/12)
REBOUNDS	20	MCKENDREE (02/20/12)
	24	CONCORDIA SEMINARY (12/13/11)
	24	VICTORY (02/14/12)
ASSISTS	3	CENTRAL BIBLE (01/05/11)
	4	CENTRAL CHRISTIAN (01/13/12)
STEALS	1	NORTHEASTERN STATE (01/21/12)
	2	vs Southwest Baptist (11/18/11)
	2	CONCORDIA SEMINARY (12/13/11)
	2	LINDSEY WILSON (12/19/11)
	2	vs Menlo (12/29/11)
	2	vs Daemen (12/30/11)
	2	CENTRAL CHRISTIAN (01/13/12)
	2	at McKendree (01/25/12)
	2	at Northeastern State (02/18/12)
BLOCKED SHOTS	0	vs Logan Chiropractic (11/12/11)
	0	vs Southwest Baptist (11/18/11)
	0	vs La Sierra (12/28/11)
	0	WEBSTER (01/23/12)
TURNOVERS	0	VICTORY (02/14/12)
	7	MCKENDREE (02/20/12)
FOULS	4	CONCORDIA SEMINARY (12/13/11)
	10	WEBSTER (01/23/12)





Lindenwood Athletics Department





Athletics Department

The Lindenwood University Athletics Department has grown significantly over the past two decades, going from just a few sports to one of the largest athletics departments in the nation. From 1999-2011, Lindenwood had one of the top all-around athletics departments in the NAIA. In 2010, the University announced that it was applying for NCAA Division II membership, and its application was accepted later that summer. After two candidacy years, Lindenwood will be an NCAA Division II Provisional member during the 2012-13 school year.

Lindenwood will have 27 sports compete at the NCAA level. All 21 NAIA championship sports will make the transition to the NCAA. These include baseball, men's and women's basketball, men's and women's cross country, football, men's and women's golf, men's and women's soccer, softball, men's and women's swimming and diving, men's and women's tennis, men's and women's indoor and outdoor track and field, women's volleyball, and men's wrestling. Six other sports will be added as NCAA sports. These are field hockey, gymnastics, women's ice hockey, men's and women's lacrosse, and men's volleyball. Twenty-four of these sports will compete at the NCAA Division II level. Gymnastics, women's ice hockey, and men's volleyball will compete at the National Collegiate level, which is made up mostly of NCAA Division I programs.

In 2012-13, Lindenwood joins the Mid-America Intercollegiate Athletics Association (MIAA), one of the top conferences in NCAA Division II. Other schools in the 15-team league are: University of Central Missouri, University of Central Oklahoma, Emporia State University (Kan.), Fort Hays State University (Kan.), Lincoln University (Mo.), Missouri Southern State University, Missouri Western State University, University of Nebraska-Kearney, Northeastern State University (Okla.), Northwest Missouri State University, Pittsburg State University (Kan.), Southwest Baptist University (Mo.), Truman State University (Mo.), and Washburn University (Kan.).

The MIAA sponsors conference championships in 19 sports. On the men's side, championships are awarded in baseball, basketball, cross country, football, golf, soccer, tennis, indoor track and field, outdoor track and field, and wrestling. Women's championships are in the sports of basketball, cross country, golf, soccer, softball, tennis, indoor track and field, outdoor track and field, and volleyball.

Men's lacrosse is a member of the Eastern College Athletic Conference (ECAC), men's volleyball is a member of the Midwestern Intercollegiate Volleyball Association (MIVA), women's gymnastics is a member of the Midwest Independent Conference (MIC), women's hockey is a member of College Hockey America (CHA), women's lacrosse is a member of the Western Intercollegiate Lacrosse Association (WILA), and women's swimming and diving is a member of the Northern Sun Intercollegiate Conference (NSIC). Men's swimming and diving and field hockey are both independent.



Athletics Philosophy

Lindenwood University is committed to the development of the whole person within a value system that acknowledges our Christian heritage and focuses on a four-dimensional personal growth: mental, social, physical, and spiritual.

The actions of the student-athlete affect both himself/herself and others. In choosing to be a part of the Lindenwood learning community, the student-athlete agrees to be responsible and to choose his/her actions in such a way that they reflect favorably on the student-athlete and the Lindenwood community.

Mission Statement

It is the mission of intercollegiate sports at Lindenwood University to advance learning, enliven campus life, develop leadership skills, and foster the personal growth of the student athlete through offering a high quality athletics program. Athletic department personnel strive to provide model programs that develop meaningful standards of scholarship, athletic performance, leadership, community service, and sportsmanship conduct. Through sports Lindenwood seeks to contribute to a sense of collegiate identity and positive perception in the community. The athletic department shall strive for excellence in the competitive environment in accord with the philosophy, rules, and regulations of the NAIA and other sports governing bodies in which Lindenwood has membership.

NCAA Sports

Men's Sports

- Football
- Basketball
- Baseball
- Volleyball
- Lacrosse
- Wrestling
- Golf
- Tennis
- Track and Field (Indoor)
- Track and Field (Outdoor)
- Cross Country
- Soccer
- Swimming and Diving


Women's Sports

- Basketball
- Softball
- Golf
- Tennis
- Lacrosse
- Volleyball
- Swimming and Diving
- Gymnastics
- Track and Field (Indoor)
- Track and Field (Outdoor)
- Cross Country
- Ice Hockey
- Field Hockey
- Soccer





Athletics Director



John Creer is entering his 21st year at Lindenwood and his 11th year as the Athletics Director. Before becoming the athletic director at Lindenwood, Creer served as the Dean of Students from 1991 until 1999.

Creer is currently leading Lindenwood's move to the NCAA Division II level. He has helped the program enter the candidacy stage in the NCAA process. Creer oversees 27 sports that are seeking membership in the NCAA.

Prior to Lindenwood's move to the NCAA, Creer oversaw an athletic department that included 21 NAIA sports programs and 25 other varsity programs that competed in other national organizations. While he was athletics director, those programs captured 40 national championships and 134 conference championships. In the NAIA, the athletics department finished in the top five in the Learfield Sports Directors' Cup in every season but one since he became Athletics Director. In 2001-02 and 2002-03, Lindenwood won the Directors' Cup for being the top overall athletics department in the NAIA.

During Creer's tenure, the Athletics Department has grown in the number athletic programs and in the quality of facilities. Creer has been part of the construction of the Lou Brock Sports Complex and the Lindenwood Track, the purchase of Lindenwood Ice Arena, and the major renovations of Harlen C. Hunter Stadium.

Before moving into the administrative side of athletics, Creer was one of the most successful track and field coaches in the country. Creer began his head coaching career in 1970 at Winter Haven High School (Fla.), where he coached the cross country teams and assisted with the track and field teams. In 1973, Creer accepted a teaching position at Kathleen High School in Lakeland, Fla., and was head coach for the cross country and track and field teams.

In 1975, he moved onto the collegiate level when he became the head cross country coach and assistant head coach of the track and field team at Troy State University. After the 1977 season, Creer moved onto the Division I level at the University of Florida. At Florida he was the associate head coach of the track and field team from 1977-1978 and in 1978-79 became the interim head coach of the Gators.

Next up for Creer was the international level. In 1979, he was the assistant national coach for the Kingdom of Saudi Arabia's Olympic track and field team. In 1983, he would become a head coach at Wayland Baptist University. After a five-year stint at Wayland, Creer was hired to be the head cross country and track and field coach at Missouri Baptist. In 1991, Creer would move to

Lindenwood, but it wasn't until 1996 that he became the head coach of the cross country and track and field teams.

During Creer's coaching career he coached three national championship teams in women's track and field, seven men's track and field team championships, two world champions in track and field, three Olympic silver medalists, one Olympic bronze medalist, 15 Olympic games participants, 125 individual national champion, and 512 All-Americans.

Not only has Creer coached national championship teams and national champions, he has been awarded many individual accolades. He has been the NAIA National Coach of the Year eight times, the NCCAA National Coach of the Year, the West Texas Hall of Fame Coach of the year three times, and the NAIA region and conference coach of the year numerous times.

To go along with all of the coach-of-the-year awards Creer has been inducted into four Halls of Fame. He was inducted into the NAIA Hall of Fame in 2001, the Missouri Baptist Hall of Fame in 2006, the Lindenwood University Hall of Fame in 2007, and in 2009 he was inducted into the Wayland Baptist Hall of Fame.

Along with his numerous duties at Lindenwood, Creer is the chair of the Lindenwood Athletics Hall of Fame committee and is on the Board of Directors for the St. Charles YMCA.

Creer received his bachelor's degree in English from Western Michigan University in 1970 and earned his master's degree from Troy State in educational administration and supervision in 1976.

Creer and his wife Liz have three daughters (Kimberly, Jennifer, Ashley), and three grandsons, and one granddaughter.

NAIA Directors' Cup Finishes Under John Creer

- 1997 – 21st
- 1998 – 17th
- 1999 – 4th
- 2000 – 2nd
- 2001 – 4th
- 2002 – 1st
- 2003 – 1st
- 2004 – 3rd
- 2005 – 2nd
- 2006 – 2nd
- 2007 – 2nd
- 2008 – 7th
- 2009 – 3rd
- 2010 – 5th
- 2011 – 5th





Staff Directory

ADMINISTRATION

John Creer	Athletics Director	636-949-4777
Chanda Jackson	Assistant Athletics Director	636-949-4632
Christine Rebori	Assistant AD/Compliance	636-255-2216
Scott Queen	Associate AD/External Affairs	636-949-4920
Carl Hutter	Assistant AD/Facilities	636-949-4813

ATHLETICS STAFF

David Arns	Faculty Athletics Representative	636-949-4789
Jane Baum	Athletics Development Director	636-949-4427
Jack Cribbin	Marketing Director	636-949-4145
Anna Girdwood	Assistant Director of Compliance	636-949-4654
Rick Gorzynski	Director of Academic Success	636-949-4133
Lisa Hundelt	Administrative Assistant	636-949-4600
Tom Wagganer	Director of Game Operations	636-949-4533

SPORTS INFORMATION

Daniel Newton	Director	636-949-4368
Mike Morgan	Assistant Director	636-627-2534

ATHLETIC TRAINING

Randy Biggerstaff	Director of Athletic Training	636-9449-4683
Dan Brennan	Assistant Athletic Trainer	636-949-4365
Tom Godar	Assistant Athletic Trainer	636-949-4628
Abby Miller	Assistant Athletic Trainer	636-949-4819
Carrie Moore	Assistant Athletic Trainer	636-949-4302
Delaine Young	Assistant Athletic Trainer	636-949-4684

STRENGTH AND CONDITIONING

Betsy Fuetz	Director	636-949-6448
Jessica Randolph	Strength and Conditioning Coach	636-441-6448
Shawn Nagel	Strength and Conditioning Coach	636-949-4753

BASEBALL

Doug Bletcher	Head Coach	636-949-4185
Nathan Buester	Assistant Coach	636-949-4358

MEN'S BASKETBALL

Brad Soderberg	Head Coach	636-949-4633
Terry Hollander	Assistant Coach	636-949-4633
Marshal Newman	Assistant Coach	636-949-4374

WOMEN'S BASKETBALL

Tony Francis	Head Coach	636-949-4190
Melanie Schmidt	Assistant Coach	636-949-4190
Jeremy Leake	Assistant Coach	636-949-4190

CROSS COUNTRY/TRACK AND FIELD

Scott Roberts	Head Coach	636-949-4801
Richard Cochran	Assistant Coach	636-949-4801

FIELD HOCKEY

Sarah Johnson	Head Coach	636-949-4317
---------------------	------------------	--------------

FOOTBALL

Pat Ross	Head Coach	636-949-4800
Austin Bortle	Assistant Coach	636-949-4749
Craig Schuler	Assistant Coach	636-949-4199
Deion Melvin	Assistant Coach	636-255-2245
Kent Maugeri	Assistant Coach	636-949-4383
Mike Preston	Assistant Coach	636-949-4749
Marcus Yokeley	Assistant Coach	636-949-4559

MEN'S GOLF

Derek Schaub	Head Coach	636-949-4145
--------------------	------------------	--------------

WOMEN'S GOLF

Abby Webber	Head Coach	636-949-4434
-------------------	------------------	--------------

WOMEN'S GYMNASTICS

Gretchen Goerlitz	Head Coach	636-949-4598
-------------------------	------------------	--------------

WOMEN'S ICE HOCKEY

Vince O'Mara	Head Coach	636-949-4147
Katie Kells	Assistant Coach	636-949-4139
Cory Whitaker	Assistant Coach	636-332-4600
Rick Pratt	Equipment Manager	636-332-4600

MEN'S LACROSSE

Derek Schaub	Head Coach	636-949-4945
Jim Lange	Assistant Coach	636-949-4498
Jesse Politowski	Assistant Coach	636-332-4498

WOMEN'S LACROSSE

Jack Cribbin	Head Coach	636-949-4145
Brian Smith	Assistant Coach	636-441-4317
Allison Balch	Assistant Coach	636-949-4317

MEN'S SOCCER

Carl Hutter	Head Coach	636-949-4813
Nenad Curic	Assistant Coach	636-949-4693

WOMEN'S SOCCER

Laurie Kaminski	Head Coach	636-949-4614
Greg Henson	Assistant Coach	636-949-4614

SOFTBALL

Don Loberg	Head Coach	636-949-4995
Glen Knaebel	Assistant Coach	636-949-4995
Laurie Kaminski	Assistant Coach	636-949-4614

MEN'S AND WOMEN'S VOLLEYBALL

Ron Young	Head Coach	636-949-4634
Cary Cusumano	Assistant Coach	636-441-4634
Luke Young	Assistant Coach	636-949-4634

MEN'S AND WOMEN'S SWIMMING AND DIVING

Jason Owen	Head Coach	636-949-4403
Jonathan Lau	Assistant Coach	636-949-4403
Kyle Friesenhahn	Assistant Coach	636-949-2528

MEN'S AND WOMEN'S TENNIS

Bill Vahle	Head Coach	636-949-4363
------------------	------------------	--------------

WRESTLING

Chad Smith	Head Coach	636-949-4827
Jimmy Rollins	Assistant Coach	636-949-4827





Staff Directory



John Creer
Athletic Director



Chanda Jackson
Assoc. AD -
Internal Affairs



Scott Queen
Assoc. AD -
External Affairs



Christine Rebori
Assoc. AD -
Compliance



Carl Hutter
Assoc. AD -
Facilities



David Arns
Faculty Athletics
Representative



Jane Baum
Devolpment
Director



Randy Biggerstaff
Director of
Athletic Training



Jack Cribbin
Director of
Marketing/Lacrosse



Anna Girdwood
Compliance
Assistant



Rick Gorzynski
Director of
Academic Success



Lisa Hundelt
Administrative
Assistant



Mike Morgan
Assistant
SID



Daniel Newton
SID



Tom Wagganer
Director of
Game Operations



Doug Bletcher
Baseball



Tony Francis
Women's
Basketball



Gretchen Goerlitz
Gymnastics



Scott Roberts
Track and Field



Carl Hutter
Men's Soccer



Sarah Johnson
Field Hockey



Laurie Kaminski
Women's
Soccer



Don Loberg
Softball



Vince O'Mara
Ice Hockey



Jason Owen
Swimming and
Diving



Patrick Ross
Football



Derek Schaub
Men's Lacrosse/
Men's Golf



Chad Smith
Wrestling



Brad Soderberg
Men's Basketball



Bill Vahle
Men's and Women's
Tennis



Abby Webber
Women's Golf



Ron Young
Men's and Women's
Volleyball





Facilities

The Lindenwood University Student-Athlete Center is a 43,450-square-foot athletic building with an academic support center, new locker rooms for football and other Hunter Stadium sports, coaches' offices, and a Hall of Fame Room. The building will open in early September.

President James D. Evans said Lindenwood's Board of Directors approved the construction of the building, just outside of 6,000-seat Hunter Stadium over which was Kirchner Plaza behind the west end zone.

Evans and the Board of Directors wanted the opening of the building to coincide with Lindenwood's entry into the Mid-America Intercollegiate Athletics Association (MIAA) in fall 2012. The MIAA is widely considered the toughest NCAA Division II conference in the nation.

"We have been told our facilities are among the finest in Division II," said Evans. "This building will definitely be in keeping with that statement. It will help keep our institution competitive for years to come."

The ground floor of the building will house home and visitor locker rooms and athletic training facilities. The nearly 3,000-square-foot academic success center is on the second floor, along with locker rooms for men's and women's soccer, men's and women's lacrosse, and field hockey. The third floor overlooks the bleachers and the scoreboard, and consists of coaches' offices, a Hall of Fame Room, and meeting rooms.



ATHLETIC FACILITIES

**FOOTBALL
SOCCER
FIELD HOCKEY
LACROSSE**



ICE HOCKEY



TENNIS



**BASKETBALL
WRESTLING
VOLLEYBALL
GYMNASTICS**



BASEBALL



SOFTBALL



TRACK AND FIELD



SWIMMING AND DIVING



History

Athletics has been an important part of Lindenwood University throughout its 185-year history, from the school's beginnings as an all-girls school to the last 40 years as a coed institution. Over the last decade, Lindenwood athletics have reached their greatest heights as the Intercollegiate Athletics Department has been one of the most successful programs in the country at any level.

Early Years

There were not many Lindenwood publications in the 1800s, but the few that have been found refer to athletics at the school. An 1898 edition of the school newspaper, *Under The Lindens*, leads with a story about the importance of physical training at the school:

"Few ladies' schools, and especially in the West, can boast of better facilities for gymnastic training. Each student is required to take regular training in the gymnasium under the direction of a competent teacher, the value of which training need not be dwelt up."

In 1905, a permanent athletics association was organized for the first time at Lindenwood to oversee sports at the school. The first programs included tennis, bowling, fencing, basket-ball, and walking clubs, with the big event being the senior-junior basket-ball contest in which a prize of \$10 went to the winning team. It is believed that in the mid-1940s Lindenwood women's teams began playing intercollegiate athletics, with the major sports being field hockey and basketball. Equestrian also became one of the biggest athletic competitions around the Lindenwood campus during this time period.

Modern Athletics Department

The beginning of the current Lindenwood Athletics Department can be traced to the early 1970s, when the school began to open its doors to male students. Sports such as baseball, basketball, and soccer were added to the varsity roster and the school began its association with the National Association of Intercollegiate Athletics (NAIA).

The first major impact that the Lindenwood athletic department had on a national scale would not come until the 1980s when the women's soccer team became a yearly threat for the national title. The Lady Lions would never win a national championship, but they reached the national tournament 13 times and had two runner-up finishes and three third-place showings. Lindenwood women's soccer was a part of one of the greatest collegiate championship games of all-time when it and Simon Fraser played scoreless soccer for over 162 minutes before Simon Fraser scored in the fifth overtime.

1990s

The 1990s marked the beginning of a major expansion of the Lindenwood Athletics Department. By the turn of the century, the school would field a team for all 21 sports in which the NAIA offered a national championship. The biggest addition was a varsity football team in 1990. The program won its inaugural game by a 21-14 score over Dana College and went on to have a winning record its first year, foreshadowing what would become one of Lindenwood's top programs.

The highlight of the decade came in 1998 when the indoor track and field team won the NAIA National Championship, the first ever title for the Lindenwood athletics program. The Lions led by just two points heading into the final event of the competition, but the school's 4x400 relay team finished second to seal the championship. Current Athletics Director John Creer was the head coach of that program, and Sharif Karie was named the meet's outstanding performer.


Aside from the men's track and field national championship, it was the women who provided the top highlights for Lindenwood throughout the 1990s. The women's basketball team advanced to three national tournaments and won five conference championships and five conference tournaments during the decade. As mentioned earlier, women's soccer was a threat nearly every year to have a high finish at the national tournament. Softball became a regular winner late in the decade, going to three national tournaments from 1998-2000.

Heart of America Athletic Conference (HAAC)

Lindenwood briefly belonged to the American Midwest Conference for three years in the 1990s before joining the Heart of America Athletic Conference (HAAC) in 1996. The school's affiliation with the HAAC, an 11-team league with schools in Missouri, Kansas, and Iowa, would be its longest with a conference in its history.

Almost from the very beginning, Lindenwood raised the reputation of the HAAC on the national level. The athletics program wasted little time in becoming the most prominent member of the conference, finishing second in the conference's all-sports trophy standings in 1996-97 and then winning the HAAC all-sports award every year since.

Lindenwood won nearly 46 percent of the total conference championships during its time in the HAAC. Its 128 HAAC titles are 93 more than the next closest school has won in that span. In fact, in just 15 years, Lindenwood won more HAAC titles than any other school in conference history, despite the fact that many of the HAAC schools have been in the league since it was started in 1971. Runner-up to Lindenwood is William Jewell, which has won 108 titles in





History

40 years. No other HAAC school has won more than 87 conference titles.

On a national scale, Lindenwood has won 10 NAIA National Championships since joining the HAAC, including five in sports that are sponsored by the conference. The other 10 HAAC programs have combined to win three national championships during the league's history.

2000s

The last 10 years of Lindenwood athletics have been marked by two main themes – continued expansion and success. The two themes merged in 2008 for the biggest accomplishment of the program's history when two athletes with Lindenwood ties competed in the Olympic Games.

NAIA Success

The last decade has seen Lindenwood's NAIA programs make the leap from being good to being elite.

Lindenwood won 10 NAIA national championships, with nine of them coming since the 2002-03 school year. Half of these have come from the Lions wrestling team, which has won five titles starting with the 2002 national championship. Besides its 1998 title, men's track and field has also won two other indoor national championships and one outdoor title. The final national championship came from the 2004 men's soccer team.

In the annual NACDA Directors' Cup standings, Lindenwood has finished seventh or better for 13 straight years, and only once in that span has the school finished outside the top five. It has four runner-up finishes, and twice Lindenwood has won the Directors' Cup. In 2001-02, Lindenwood won the Directors' Cup for the first time. That year, the school had seven top-ten national finishes as it edged the second-place school by 23.5 points. In 2002-03, Lindenwood repeated in another close contest that saw the school win by 28.5 points. That year, the school again had seven athletic programs with top-ten finishes at their national events.

Lindenwood has also had several exciting runs at national championship events throughout the years. The Lions football team began building a powerhouse with the hiring of Patrick Ross in 2004. The program reached its greatest heights in December 2009 when it played in the NAIA national championship game, losing by just three points to future NCAA Division II school Sioux Falls. Men's basketball reached the NAIA Division II semifinals in 2006 and advanced to the second round of the NAIA Division I National Tournament in 2011. On the women's side, volleyball head coach Ron Young has taken his team to three NAIA national championship events in the last four years, including a quarterfinal showing in 2007. Women's track and field has been coming closer to a national title in recent years, including a third-place finish at the 2009 outdoor championships.

NCAA


In 2009, Lindenwood University President Dr. James D. Evans formed a committee to explore what level would be the best fit for the Lindenwood Athletics Department. The committee recommended that NCAA Division II was a better fit than the NAIA, and on Feb. 12, 2010, the Lindenwood Board of Directors voted unanimously to allow the administration to apply for NCAA Division II membership. On July 12, 2010, Lindenwood was accepted into its first year of NCAA Division II candidacy, and the next summer it advanced to the second year of the candidacy phase. In the summer of 2012, Lindenwood was accepted into the provisional year for NCAA Division II. As part of the transition, Lindenwood announced on Sept. 24, 2010, that it was joining the Mid-America Intercollegiate Athletics Association for the majority of its sports programs.

2008 Beijing Olympics

During the opening ceremonies of the 2008 Beijing Summer Olympics, two Lions were among the athletes who marched into the stadium. Lindenwood University was even mentioned by Bob Costas on the national telecast that was seen by over 34 million people, making the school just one of two United States colleges mentioned during the parade of athletes.

The athlete that Costas talked about was Donald Thomas, who has one of the most unique stories in track and field history. Thomas was a junior varsity basketball player at Lindenwood who tried the high jump one evening in order to win a dare. Less than two months after winning that dare, he finished second at the national championships in the indoor high jump and helped Lindenwood win a team national title. After graduating from Lindenwood in 2006, he used his final year of eligibility to become an NCAA Division I national champion at Auburn University. He then burst onto the national scene by winning the 2007 World Championships. At the Olympics, Thomas, who was representing the country of the Bahamas, finished 21st after clearing 2.20m.

A Lindenwood athlete at the time, Sean McLelland was also a participant at that year's Olympics, representing the United States in the International Skeet Shooting competition. McLelland had his best international performance at the event, tying for sixth after hitting 118-of-125 targets. That showing advanced him to a shoot-off to determine who would advance to finals, and he fell short in that round. Despite being one target short of making the finals, he still finished ahead of 13 shooters above him in the world rankings, including five in the top ten.





National Champions

2004 MEN'S SOCCER



The 2004 Lindenwood men's soccer program didn't start its postseason run off with much success. The Lions didn't win the HAAC championship or the regional tournament. But after the Lions received an at-large bid to the NAIA National Tournament, they turned everything around and ended the season on top of the NAIA soccer podium. The Lions lost in the Region V final against McKendree 2-1. That was the last time the Lions would lose in 2004.

The Lions traveled to Olathe, Kan., for the NAIA National Tournament, and it was a good stay. In the first round the Lions, the No. 3 shut out No. 14 Judson (Ill.) 3-0. In the quarterfinals the Lions matched up against Holy Names from California and were victorious 4-1. Next up in the semifinals for the Lions was No. 10 Berry (Ga.), and it was a 1-0 shutout victory.

After that win, it was on to the finals against Auburn Montgomery. It was a rainy, cold night in Olathe, and the Lions scored the game's first and only goal in the 61st minute. Milivoje Cecaric scored on a header from a corner kick and it was all the Lions needed. The Lions won the program's first national championship in four tries at the NAIA National Tournament.

Ignacio Novas was named the tournament's Most Valuable Player, and goalie Edin Sabic was the Outstanding Defensive Player. Martin Barreiro joined Novas and Sabic on the all-tournament team, and Novas, Barreiro, and Andres Sanchez were honorable mention All-Americans.

Lindenwood finished the 2004 season with a 19-3-1 overall record.

1998 MEN'S INDOOR TRACK AND FIELD

The 1998 indoor track and field team won the first national championship in Lindenwood history. In a close meet, the Lions clinched the title when the 4x400 relay team came in second in the final event. Lindenwood finished with 62 points, six more than runner-up Azusa Pacific. Sharif Karie was named the meet outstanding performer after winning the mile run and finishing second in the 800m. Gezachw Yossef also won an individual title by winning the 1,000m race. The 1998 national champion indoor track and field team was coached by John Creer and was inducted into the Lindenwood Athletic Hall of Fame in 2007.

2003 MEN'S OUTDOOR TRACK AND FIELD

The Lindenwood Lions men's outdoor track and field team won its first NAIA national championship in 2003 in Olathe, Kan. The Lions scored 65 points, which was four more than runner-up Dickinson State. Head Coach John Creer had two national champions on the squad. Fabian Florant was the national champion in the triple jump, and the 4x100 meter relay team won the national championship. The relay team was composed of Kevin Arthurton, Irvin Browne, Deno Campbell, and Kurt Gibbons.

2005 MEN'S INDOOR TRACK AND FIELD

The 2005 indoor track and field team won the program's second national championship when it scored 100.25 points, which was well ahead of Virginia Intermont's point total of 82. Kendrick Triggs was named the meet's outstanding performer after winning the national championship in the 55m run, the 200m dash, and as a member of the 1600m relay. Other national champions were Juan Walker in the 55m high hurdles and Haddow Weatherbone in the 400m dash. To go along with the athletes receiving awards, head coach Lane Lohr was named the 2005 coach of the year.

2006 MEN'S INDOOR TRACK AND FIELD

In 2006, the Lindenwood Lions men's indoor track and field team won its second straight national championship. The Lions beat out Virginia Intermont for the second straight year, 94.5-81. The men clinched the title with strong performances in the triple jump and shot put. After the 4x400 relay, the last track event, Lindenwood was down to Virginia Intermont by 12.5 points. The triple jump and shot put were not yet completed, and Lindenwood was able to use these events to its advantage to take the title.

Junior James Jenkins was able to successfully defend his indoor triple jump title from 2004. Freshman Carlos Mattis was in eighth place coming into the finals but was able to improve to third place on his last jump. Senior Kelley Jackson was leading the shot put after the preliminary round and was able to increase his lead in the finals to take the victory. Lindenwood's sprinters were strong as usual.

Junior Mike Rodgers won the 60m dash with a meet record time of 6.72 and won the 200 with a time of 21.07. Senior Haddow Weatherbone was able to overcome cramps that caused him to collapse in the 400m run and place second in the 200-meter dash. Freshman Rascive grant placed third in the 60m dash and fifth in the 200m dash. Freshman Aron Rono successfully completed a tough distance double, winning the mile in 4:11.37 and placing second in the 3,000m run with a time of 8:24.33.






National Champions

2002 WRESTLING

The 2001-02 Lindenwood Wrestling Team won the program's first national championship and helped build the foundation for what would become the top wrestling program in the NAIA. Eleven of the team's 12-member national squad earned All-American honors at the national meet and the Lions scored 180 points, winning the meet over the host school, Montana State-Northern, by 13 points.

Three wrestlers earned individual national championships. Dustin Teeman, Brian Holt and Dustin Zahursky. Brant Bruner, Chad Smith, Eric Brown, and Wayne James finished third, while C.J. Campbell, and Roger Miller had fifth-place showings. Jeff Carlson and Nathan James both finished eighth, and Josh Buchanan rounded out the squad. The whole national championship team was later inducted into the Lindenwood Athletic Hall of Fame.

2005 WRESTLING



The Lindenwood Lion wrestling program won a national championship in 2002 and as runner-up in 2003. After a brief two-year hiatus from the top two spots, the Lions were right back on top in 2005. The Lions started off the season the number one ranked team in the country and would end the season in the same spot. After a successful regular season, the Lions moved onto the Tyson Event Center in Sioux City, Iowa, for the NAIA National Championship. The Lions would score 178.5 points, 50 more than the second place team, Missouri Valley.

Three wrestlers earned individual national championships, and the Lions had a total of five All-Americans. Andrew Bradbury won his second consecutive national championship in the 125 lb. weight class. Roger Miller won the heavyweight national championship, and Mike Rio took home the 149 lb. title. Head Coach Joe Parisi was named the NAIA Coach of the Year for the second time.


2007 WRESTLING

The Lindenwood Lions wrestling program had national championships in 2002 and 2005, but in 2007 the Lions started another run of titles. The 2007 squad scored 177 points, which was 67 points more than the second place team, Embry Riddle. Not only did the Lions win the national championship, they crushed the field of the NAIA.

The Lions had seven All-Americans and two individual national champions. Jake Dieffenbach won his second consecutive national championship at 165 lbs., and John Salter won at 174 lb. Head coach Joe Parisi also won his third NAIA Coach of the Year.



2008 WRESTLING



After winning their third national championship in six years, the Lindenwood Lion Wrestling Team was looking for its fourth overall and second consecutive in 2008. The Lions finished second in the regional championships, but that was the last time they would finish second. At the NAIA National Championship, the Lions would win their second championship in a row after scoring 130 points, 21.5 in front of McKendree.

The Lions had four wrestlers in the finals, and that produced three individual national champions. Raymond Stephens won the 133 lb. crown, Ryan Moyer was the champ at 149 lb., and Matt Cauley was the top wrestler in the 174 lb. weight class. To go along with the national champs, five wrestlers were All-Americans.

2009 WRESTLING



Already one of the most successful wrestling programs in the country, the 2009 Lindenwood Lions team added to its growing dynasty on the mat. The Lions would win their fifth national championship and third in succession. With the national championship, Lindenwood has won the third most national titles in the NAIA.

The Lions scored 167 points, 41.5 points ahead of Southern Oregon. Three Lions won individual national titles, starting with Matt Cauley at 177 lb., who was also named wrestler of the year, Raymond Stephens in the 133 lb. weight class, and Jeremy Powell at 157 lb.

With the three national titles, the Lions had the fourth most individual titles in the history of the NAIA. To go along with the national titles, the Lions placed eight grapplers on the All-American team.



Strength and Conditioning



Betsy Fuetz

Director of Strength and Conditioning



Jessica Randolph

Strength and Conditioning Coach





Shawn Nagel

Strength and Conditioning Coach

Lindenwood University is committed to developing a fundamentally sound strength and conditioning program and we believe that strength and conditioning is a key component to achieving athletic success. Our professional staff, state-of-the-art facilities, and comprehensive programs provide our student-athletes with the means to develop a strong work ethic and discipline and maximize their athletic potential.

Strength and Conditioning Services

- Provide educated and skilled staff dedicated to implementing the most up-to-date and effective strength and conditioning programs
 - Develop individual and team programs based on scientific principles tailored to enhance athletic performance
 - Reduce the risk of injury occurring during athletic performance and in the weight room and work closely with team athletic trainers
- Administer comprehensive programs which address: strength, speed, power, acceleration, agility, core development, flexibility, conditioning, nutrition and focus on developing the total athlete
 - Monitor individual and team progress
 - Facility supervision guidelines:
 - o Strength and conditioning staff will be on the training floor at all times
 - o Educate athletes on strength training principles
 - o Coach with great enthusiasm and intensity
 - o Provide positive and constructive feedback
 - o Hands-on with individual athletes. Establish trust and connection with each athlete
 - o Treat students with respect
 - o Demand great effort





Athletic Training



Randy Biggerstaff

Director of Athletic Training



Dan Brennan

Assistant Athletic Trainer



Tom Godar

Assistant Athletic Trainer



Abby Miller

Assistant Athletic Trainer




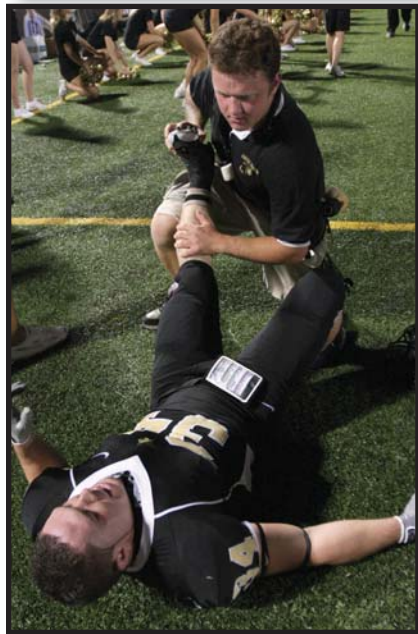
Carrie Moore

Assistant Athletic Trainer



Delaine Young

Assistant Athletic Trainer





Lindenwood University



PRESIDENT - DR. JAMES D. EVANS



James D. Evans, an accomplished scholar, teacher, author, academic administrator, and a successful behavioral consultant, has been the president of Lindenwood University since the summer of 2006.

President Evans joined Lindenwood's faculty in 1974 as an assistant professor of psychology, and he advanced to the rank of professor of psychology in 1985. He was named dean of social sciences in 1994, dean of sciences in 1995, and dean of faculty in 1996. He was elevated to the post of provost in 2000.

Since becoming president, Evans has articulated a mission-based vision for Lindenwood – focus on students, strong academic programs, cutting edge technology, increased emphasis on student development, and open and clear communication with the university's constituencies.

Under Evans' leadership, the administration has recruited some of the nation's top university teachers for Lindenwood's growing faculty. He played an integral role in establishing the University's first doctoral program, a doctor of education degree, and he is shepherding Lindenwood's pursuit of additional doctoral degrees. Under his leadership, specialized accreditations in the Social Work Department and the School of Business and Entrepreneurship have been obtained.

Evans is a catalyst for continuing physical plant improvements at Lindenwood. Under his leadership, the University has constructed additional residence halls, a new student center, and a major renovation and expansion of Harmon Hall. Three new extension campuses in Wildwood, O'fallon, Mo., and Downtown St. Louis, have been added during Evans' presidency. Evans is focusing on improving the campus landscaping and beautifying all of the Lindenwood University educational sites. Additionally, he has ensured that the school will be on the cutting edge of educational technology through wireless Internet connectivity at all of its major sites and campuses.

Evans received his PhD in research psychology from Iowa State University in 1974; his MS in psychology from Iowa State University in 1969; and his BS in psychology from Geneva College in 1968. He is the author of two books and has been named to *Who's Who in the Midwest* and *Who's Who Among America's Teachers*. He is on the board of directors of the St. Charles Optimists Club, Partners for Progress, the RCGA, the United Way of Greater St. Louis, and the Economic Development Center of St. Charles.

He and his wife, Lois, a retired educator, live in St. Charles, Mo. They have a daughter, Laura L. Luebbert, who resides in Ferguson, Mo.



VICE PRESIDENTS

Jann Weitzel - Vice President for Academic Affairs and Provost

Richard Boyle - Vice President for Human Resources and Dean of Faculty

Julie Mueller - Vice President for Operations and Finance and Chief Operating Officer

John Oldani - Vice President for Student Development

Susan Mangels - Vice President for Institutional Advancement



Founded in 1827, Lindenwood is a dynamic four-year liberal arts institution dedicated to excellence in higher education. Nestled amid beautiful linden trees, our historic 500-acre campus is situated in the heart of St. Charles, Mo., a growing community of 62,000 just west of St. Louis.

We offer more than 120 undergraduate and graduate degree programs to approximately 15,000 students a year through values-centered programs that lead to development of the whole person. Our faculty, staff, and administration are committed to an integrative liberal arts curriculum that focuses on the talents, interests and future of our students. Lindenwood is accredited by the Higher Learning Commission of the North Central Association of Colleges and Schools.


Lindenwood University is known nationally and internationally for innovation, entrepreneurship, and extraordinary dedication to students. We believe that education is the way to personal freedom and responsibility, which are the keystones of any democracy. We have a liberal arts heritage that goes back more than 185 years. In that time, we have learned how to educate in a way that helps each student become an enlightened, principled citizen of a global community.

Mission Statement

Lindenwood University offers values-centered programs leading to the development of the whole person—an educated, responsible citizen of a global community.
Lindenwood is committed to.

- providing an integrative liberal arts curriculum,
- offering professional and pre-professional degree programs,
- focusing on the talents, interests, and future of the student,
- supporting academic freedom and the unrestricted search for truth,
- affording cultural enrichment to the surrounding community,
 - promoting ethical lifestyles,
 - developing adaptive thinking and problem-solving skills,
 - furthering lifelong learning.

Lindenwood is an independent, public-serving, liberal arts university that has a historical relationship with the Presbyterian Church and is firmly rooted in Judeo-Christian values. These values include belief in an ordered, purposeful universe, the dignity of work, the worth and integrity of the individual, the obligations and privileges of citizenship, and the primacy of the truth.



STUDENT LIFE AT LINDENWOOD

Lindenwood University believes in the importance of co-curricular involvement in activities as a valuable supplement to classroom learning in the total educational process. The Office of Student Life and Leadership serves as a coordination center on campus and works with student organizations in facilitating their activities and projects. Various student organized programs and events are scheduled throughout the year. Included are the programs, meetings, and other events of the Lindenwood Student Government Association, Greek organizations and other student organizations.

Student organizations are an important part of university life, providing opportunities for students to design and implement programs, events and activities that extend

and amplify the goals of Lindenwood's mission. Students may complement their academic experiences by becoming involved with approximately 71 student clubs and organizations, which, along with the Student Life and Leadership Office, are the major scheduling source for lectures, movies, dances, entertainers, and a wide variety of other events planned to satisfy the diverse needs and interests of the Lindenwood University community.



Lindenwood also offers students opportunities to play intramurals. The role of the Lindenwood Intramural Activity program is to involve the student body, faculty, and staff; raise overall University morale; and increase satisfaction with campus life. The goal of the intramural program is to develop individuals physically, mentally, and socially, as well as develop positive time-management habits.

Some of our activities include the first-year housing wars, table tennis, flag football, Lion Pride Olympics, basketball 3-point shoot-out, 3-on-3 and 5-on-5 basketball tournaments, faculty/staff vs. student softball, powderpuff football, dodgeball, judo, women's self defense, kickboxing and zumba classes, volleyball, hip hop/break dance classes, washers, kickball, and wiffle ball.

LINDENWOOD EXPANSION

Lindenwood University is in the middle of a bold campus expansion plan that blends the old with the new and provides facilities that will carry Lindenwood well into the future.

The expansion already has yielded the grand new 138,000-square-foot J. Scheidegger Center for the Arts, eight new 180-bed residence halls for Lindenwood students, and a new main entry gate near the southeast corner of the campus at the intersection of First Capitol Drive and Kingshighway.

Currently, the university is in the final months of construction of a \$9 million student-athlete center adjacent to Hunter Stadium. The signature element of the three-story, 43,000-square-foot building is an Academic Success Center to support athletes' academic endeavors. The building will house locker rooms for Hunter Stadium's NCAA sports, athletic training facilities, coaches offices, and a new Champions' Room.

Other growth includes the renovation and expansion of Harmon Hall, which now houses the university's School of Business and Entrepreneurship. Nine classrooms and several seminar halls, breakout rooms, the Dunseth Auditorium, and office space have been added. The existing interior has also been updated and remodeled and a new façade added to the entire building.

The Evans Commons opened in August 2011. The 119,000-square-foot structure includes a second dining hall, multipurpose courts, a suspended jogging track, a workout facility, recreation rooms and plenty of areas for student relaxation.

These projects are the result of dynamic growth on the campus going back to 1989. Currently, Lindenwood educates approximately 17,000 students a year in all programs.



LINDENWOOD RECOGNITION


UNIVERSITY RECOGNIZED FOR HELPING SHAPE ST. LOUIS' FUTURE

Lindenwood University is a 2011 recipient of a Greater St. Louis Top 50 Businesses Shaping our Future Award. The awards, which are presented annually by the St. Louis Regional Chamber and Growth Association and RubinBrown LLP, recognize organizations in the region that make meaningful business contributions and positively affect the community.

The University received the honor based on organizational stability and progress, fiscal solvency, community investment, leadership in industry, commitment to corporate citizenship, and economic impact.



LINDENWOOD REMAINS GREAT PLACE TO WORK



For four of the last five years, Lindenwood University has been singled out for recognition in the "Great Colleges to Work For" report assembled by the *Chronicle of Higher Education*. The University received the honor based on surveys of more than 40,000 employees at nearly 300 colleges and universities in the United States.

Lindenwood has repeatedly been recognized for its senior leadership and collaborative governance, as well as a variety of other areas.

ABOUT LINDENWOOD

BUILDING UPON A DISTINGUISHED TRADITION

LINDENWOOD HAS A LONG PAST AND A PRODIGIOUS DEVELOPMENTAL HISTORY:

- 1827 – Lindenwood College for women is founded in St. Charles, Missouri.
- 1918 – Lindenwood becomes a regionally accredited four-year college.
- 1969 – The College goes co-educational.
- 1972 – The Lindenwood Evening College formally begins.
- 1975 – Graduate degrees are first offered, starting with the MBA.
- 1990 – The College resolves to remain privately funded but public serving and inclusive.
- 1990s – There is a period of unprecedented expansion and prosperity.
- 1997 – The expansive, inclusive College becomes "Lindenwood University."
- 2003 – Lindenwood matures into a regional university headquartered in St. Charles.
- 2007 – The University begins offering doctoral degrees in education.
- 2010 – A collegiate sports powerhouse, Lindenwood begins its transition to NCAA Division II.

GENERATING STABLE EMPLOYMENT

- The University is a vital economic engine for the region, but most particularly for the City and County of St. Charles.
 - Annually it operates with more than 500 full-time employees and more than 900 part-time employees.
- Nearly 700 of its employees and their families live in St. Charles County and do most of their purchasing, recreating, worshipping, and volunteering in this county.

PROVIDING HIGHER EDUCATION FOR THE COUNTY

- The University's student population grew from 9,719 to 17,351 in the most recent decade, a 79 percent uptick in all.
- The University has approximately 6,000 full-time day students, and the other 11,000+ are working adults pursuing undergraduate or graduate degrees at night while holding down daytime jobs.
 - About 50 percent, or slightly more than 8,700, of our students live and work in St. Charles County for most of the year.
 - Our students' average ACT scores exceed both the state and the national averages.
 - Lindenwood offers 84 undergraduate and 37 graduate degree programs, with teacher education and business administration being the largest majors.
 - We have 13 campuses and sites across the region, including six in St. Charles County.
 - Lindenwood's St. Charles County campuses serve more than 80 percent of our students in a given year.
 - Annually Lindenwood awards more than \$40 million to students in direct aid.
 - It is our priority to make affordable, enriching, top-quality higher education available to the community surrounding Lindenwood.
 - Generating Stable Employment
 - The University is a vital economic engine for the region, but most particularly for the City and County of St. Charles.
 - Annually it operates with more than 500 full-time employees and more than 900 part-time employees.
 - Lindenwood offers 84 undergraduate and 37 graduate degree programs, with teacher education and business administration being the largest majors.

ST. LOU



St. Louis is located 20 miles east of St. Charles and is an independent city and the second-largest city in the state of Missouri. The city had a 2010 population of 319,294 and is the principal municipality of Greater St. Louis, population 2,845,298, the largest urban area in Missouri, the 4th-largest urban area in the Midwest, and 15th-largest in the United States.

St. Louis was found in 1763 by French explorers Pierre Laclède de Liguest and Auguste Chouteau. Rapids on the Mississippi River made St. Louis the northernmost navigable port for many large boats, and by the 1850s, St. Louis had become the largest US city west of Pittsburgh, and the second-largest port in the country, with a commercial tonnage exceeded only by New York City. With its French past and numerous Catholic immigrants in the 19th and 20th centuries, St. Louis is one of the largest centers of Roman Catholicism in the United States. Rapid immigration from Europe along with migration from the South pushed city's population to 856,796 in 1950. However, since 1950, the population of St. Louis has fallen to 319,294 as residents moved to surrounding suburbs.

St. Louis is situated near the confluence of the Missouri and the Mississippi Rivers, is the heart of Greater St. Louis, a metropolitan area of nearly 3 million people in Missouri and Illinois, the Illinois portion of which is commonly referred to as the Metro-East. It is home to some of the country's largest public and privately held corporations, including AT&T, Express Scripts, Enterprise Rent-A-Car, Graybar, Scottrade, Edward Jones, Emerson, Energizer, Anheuser-Busch, Inc., Boeing Defense, Space & Security, Purina, Monsanto Company, and MasterCard.




IS, MO.



Baseball, hockey and football are always the topic of discussion in St. Louis, and the Gateway City has always enjoyed a love affair with its pro teams. The Blues, Cardinals and Rams make sure local sports fans have something to cheer about 12 months a year.

St. Louis is a rabid sports town. The city is home to three major sports professional teams.

The St. Louis Cardinals are the most successful national league baseball team with 11 World Series Championships. The team also has numerous Hall of Famers. The NHL's St. Louis Blues also play in St. Louis. The St. Louis Rams moved to the city in 1995 and were crowned Super Bowl Champions in 1999 and made it to the final game in 2001.



The St. Louis Zoo in Forest Park in St. Louis, Missouri. It is recognized as a leading zoo in animal management, research, conservation, and education. Admission is free based on a public subsidy from a cultural tax district, the Metropolitan Zoological Park and Museum District (ZMD); fees are charged for some special attractions. A special feature is the Zooline Railroad, a small passenger train that encircles the zoo, stopping at the more popular attractions.


The city purchased its first exhibit, the Flight Cage, from the Smithsonian Institution following the 1904 St. Louis World's Fair. After the zoo was established, new exhibits, areas and buildings were added through the decades to improve care of the animals, the range of animals and habitats shown, as well as education and interpretation.

ST. CHARLES

Since 1769, St. Charles, Missouri, a restored historic city on the Missouri River, has been welcoming visitors to its shores. Founded by French Canadian fur trader Louis Blanchette, the city was named Les Petites Cotes, ("The Little Hills"), which later evolved into Saint Charles. The town regularly welcomed guests from many nations and grew into an important trading center for countless pioneers. Because of its strategic location on the Missouri River and its entrance to the western territory known as the Louisiana Purchase, it was a critical destination for tens of thousands of travelers.

Today, over 65,000 people call St. Charles their home. The City of St. Charles is headquarters for Aspect, Our365, RX System, NewCo Enterprises, Patriot Machine, and Client Services and home to the regional offices of Coca Cola Enterprises, Sysco and American Freightways.

St. Charles is the oldest city on the Missouri River. St. Charles' sister city is Ludwigsburg, Germany.



Almost 200 years ago two brave men launched one of the most amazing adventures of all time. President Thomas Jefferson asked Meriwether Lewis and William Clark to find a route to the Pacific coast. You may know them as the famous Lewis & Clark.

In 1804, they left from Saint Charles to explore new lands from Saint Charles to the Pacific Ocean. During their journey, Lewis and Clark came face-to-face with many wild animals, discovered unknown plants and encountered many Indian cultures. The Lewis and Clark Museum is a great place to learn more about the path Lewis and Clark took. The trading post is filled with the unusual Indian artwork they found during their travels.



LES, MO.



Main Street has long been the hub of commercial activity for St. Charles. The 13-block stretch of downtown St. Charles runs from Boone's Lick Road to Clark, and boasts a bevy of shops, restaurants and businesses.



The temporary, but first, site for the state capitol.

Missouri's first legislators met in the buildings of the First Missouri State Capitol State Historic Site to undertake the task of reorganizing Missouri's territorial government into a progressive state system. From June 4, 1821, to Oct. 1, 1826, heated debates of state's rights and slavery filled the rooms of the temporary Capitol.

The second floor of two adjoining Federal-style brick buildings was divided and used as Senate and House chambers, an office for the governor, and a small committee room. The first floor of the Peck brothers' building housed a general store and Ruluff Peck's family residence. Chauncy Shepard operated a carpenter shop on the first floor of the adjoining building.



STATE HISTORIC SITE
MISSOURI DEPARTMENT OF NATURAL RESOURCES
← Visitor Center

2012-13 LINDENWOOD



MEN'S BASKETBALL