

Lindenwood University

Digital Commons@Lindenwood University

Athletic Guides

Athletic Guides and Season Schedules

Fall 2012

2012-2013 Lindenwood University Football Media Guide

Lindenwood University

Follow this and additional works at: https://digitalcommons.lindenwood.edu/sports_guides



Part of the [Sports Studies Commons](#)

2012 FOOTBALL MEDIA GUIDE

Andrew Helmick

Cody Fogle

Marvin Byrd

Malach Radigan


LINDENWOOD LIONS



INAGAURAL MIAA SEASON



THIS IS
LU




2012 FOOTBALL



LU



LINDENWOOD SENIORS



Matt Andreolli



Matt Angell



Matt Atley



Justin Broome



Tim Celestine



Joe Day



Cody Fogle



KC Giger



Sean Gracy



Andrew Helmick



Terance Jackson



Taylor Jasin



Alex Meraz



Jon McComb



Denodus O'Bryant



Nate Orlando



Malach Radigan



Brock Reed



Cody Reider



Tony Ritzman

Not Pictured: Brian Winters, Jaz Granderson, Kadre Pinder



INTRODUCTION

Quick Facts 3
 Media Info.....4-5
 Broadcast Information..... 6
 Lindenwood on the web 7
 Season Preview.....8-9

2012 COACHING STAFF

Patrick Ross..... 12-13
 Craig Schuler..... 14
 Deion Melvin 15
 Austin Bortle, Kent Maugeri
 Mike Preston, Marcus Yokely..... 16
 Brett Ballman, Pete Brown
 Mike Bunton, Ricky Hunley 17
 Phil Staback, Anthony Vitale
 Darren Bardot, Bill Laslett 18

2012 LIONS

Roster..... 22-23
 Alphabetical 22-23
 Roster Breakdown..... 24-25
 Depth Chart..... 26-27
 Returners 28-46
 Transfers 47-48
 Redshirt Freshman..... 49-51
 True Freshman 53-55

MIAA

Opponents 58-68
 MIAA Schedule..... 69
 History and Staff 70
 Members..... 71
 2011 MIAA Season..... 72
 2011 Statistics 73
 Records 74-75

2011 REVIEW

Season Review 78-79
 Game 1 80
 Game 2 81
 Game 3 82
 Game 4 83
 Game 5 84
 Game 6 85
 Game 7 86
 Game 8 87
 Game 9 88
 Game 10 89
 Game 11 90
 2011 Statistics 91-93

HISTORY AND RECORD

Rushing..... 96-97
 Passing..... 98-99
 Receiving..... 100-101
 Defense..... 102-103
 Special Teams..... 104-105
 Offense..... 106-107
 Year-by-Year Scores..... 108-109
 Records vs. Opponents..... 110-111
 Playoff History..... 112-115
 Playoff Records..... 116-117

LINDENWOOD UNIVERSITY

Athletic Department..... 120-121
 Staff Directory 122-123
 Hunter Stadium 124-125
 Athletics Success Building 126
 Athletics Facilities 127
 Athletic Department History 128-129
 National Champions..... 130-131
 Strength and Conditioning 132
 Athletic Training..... 133
 About Lindenwood..... 137-139
 St. Louis..... 140-141
 St. Charles..... 142-143

LU FOOTBALL

STAFF

LIONS

MIAA

2011 REVIEW

HISTORY

LINDENWOOD



12 COACHES

The Lindenwood coaching staff is one of the best in the country, led by head coach Patrick Ross.

22 LIONS

Read all about the 2012 edition of the Lindenwood Lions. The team is led by some dynamic playmakers and a set of all new Lions.

58 MIAA

This section is dedicated to the Lions' 2012 opponents. It is also where you can find all the info about Lindenwood's new conference, the MIAA.

96 HISTORY

Lindenwood football has had a lot of special players. You can find out all about the history of the Lindenwood football.

120 ABOUT LU

This section is all about Lindenwood University and its dynamic athletic department.

LINDENWOOD FOOTBALL

The 2012 Lindenwood Football Media Guide was written and designed by Assistant Sports Information Director Mike Morgan. Editorial assistance was provided by the Lindenwood Sports Information and Public Relations offices. Photos used in media guide taken by Don Adams Jr. unless otherwise noted.



QUICK FACTS

GENERAL INFORMATION

Name.....Lindenwood University
 Location.....St. Charles, Mo.
 Founded.....1827
 Enrollment.....8,787
 Nickname.....Lions
 School Colors.....Black and Gold
 Affiliation.....NCAA Division II Provisional
 Conference.....MIAA
 President.....Dr. James D. Evans
 Athletic Director.....John Creer
 Faculty Representative.....David Arns
 Athletics Phone.....636-949-4600

PROGRAM HISTORY

First Season.....1990
 All-Time Record.....126-116-2 (.520, 23rd yr.)
 Postseason Record.....5-6
 Times in Playoffs/Last.....6/2010 (NAIA)

COACHING INFORMATION

Head Coach.....Patrick Ross
 Alma Mater.....Puget Sound (1997)
 Record at Lindenwood.....74-22 (9th season)
 Career Record.....88-29 (11th season)
 Office Phone.....636-949-4800
 Email.....pross@lindenwood.edu
 Best Time to Call.....Mornings

ASSISTANT COACHES

Offensive Coordinator.....Craig Schuler
 Defensive Coordinator.....Deion Melvin
 DB's Special Teams Coordinator.....Kent Maugeri
 Offensive Line.....Mike Preston
 Defensive Line.....Marcus Yokeley
 Defensive Ends.....Austin Bortle
 Tight Ends/Kickers.....Bill Laslett
 Strength Coach.....Shawn Nagel
 Asst. Strength Coach.....Dario Camacho
 Athletic Trainer.....Tom Godar
 Office Phone.....636-949-4628

TEAM INFORMATION

2011 Record.....8-3
 Conf. Record (Finish).....NA
 Final Ranking.....NA
 Basic Offense.....Spread
 Basic Defense.....4-2

LETTERWINNERS RETURNING

Offense: 16/Defense: 18
 Specialty: 2 Total: 36

LETTERWINNERS LOST

Offense: 11 Defense: 9
 Specialty: 1 Total: 21
 Starters Returning:
 Offense: 7 Defense: 6
 Specialty: 1 Total: 14

STADIUM INFORMATION

Name.....Harlen C. Hunter Stadium
 Capacity.....6,000
 Surface.....Enviroturf
 All-Time Home Record.....78-45 (.634)
 Press Box Phone.....636-255-7800

RETURNING STARTERS

Offense:

Matt Atley (OL) – Started all 11 games
 Matt Andreolli (OL) – Started final five games
 Andrew Helmick (WR) – 56 rec., 901 yards, 12 TDs
 Jacob Heneisen (OL) – Started 10 games
 Terance Jackson (WR) – 14 rec., 115 yards, 4 TDs
 Denodus O'Bryant (RB) – 713 all-purpose yds., 6 TDs
 Alex Robinson (WR) – 34 rec., 412 yards, 4 TDs

DEFENSE

Donald Collier (CB) – 58 tackles, 4 pass breakups
 Joe Day (DE) – 32 tackles, 9.0 TFL, 4.5 sacks
 Cody Fogle (DB) – 65 tackles, 2 FR
 Sean Gracy (DE) – 25 tackles, 8.0 TFL, 5.5 sacks
 Malach Radigan (NG) – 27 tackles, 4.0 TFL
 Brock Reed (LB) – 69 tackles, 7.5 TFL, 4.0 sacks

SPECIAL TEAMS

James Neal (PK) – 9 of 11 FG, 54 of 57 PAT

TOP NEWCOMERS

Pierre Desir (DB) – Two-time All-MIAA selection at WU
 Connor Harris (LB) – 2011 KC Metro Player of the Year
 Tevin McCaskill (CB) – 53 tackles, 3 INT at Pasadena City
 Dillon Miller (QB) – Oregon 6A First-team All-State
 Justin Taylor (DE) – Texas First-Team All-District/All-Area

STARTERS LOST

Offense (4):

Mike Bunton (WR), Stephen Frichtl (OL),
 Chance Iott (OL), John Uribe (QB)

Defense (5):

Tyler Epstein (LB), Christian Golder (DB),
 Chris Howard (LB), Kaleig Mohammad (DT),
 Chris Springer (CB)

Special Teams (1):

Morris Keseloff (P)



IU FOOTBALL

STAFF

MIAA

LIONS

2011 REVIEW

HISTORY

LINDENWOOD



MEDIA INFORMATION

General Information

The Lindenwood Sports Information staff is your host for each and every home Lion football game. Sports Information Director Daniel Newton will be your main contact for any questions, and Assistant Sports Information Director Mike Morgan will also be available. Depth charts, game notes, rosters, and game day programs will be available before each game. A full statistical booklet will be available 20 minutes after the conclusion of the contest.

Press Box

Lindenwood's press box is located on the west side of Hunter Stadium. The press box is a working facility, and there will be no cheering. Restrooms for the media are located on field level behind the endzone bleachers.

Working Credentials

Working media will be required to wear a media credential at all times. All requests for credentials should be made to the Lindenwood Sports Information Office.

The Lindenwood Sports Information Department has designed this media guide to assist the media in covering the 2012 Lindenwood football team. If there is any information that you need and can't find, you are welcome to contact the sports information department. You may also find more information on www.lindenwoodlions.com. If you would like to request photos or interviews for feature stories, contact the SID office.

Daniel Newton - SID
Phone: 636-949-4368
dnewton@lindenwood.edu

Mike Morgan - Asst. SID
Phone: 636-627-2534
mmorgan1@lindenwood.edu

Radio/TV

All Lion football road and home contests can be heard on Lindenwood's campus radio station, 89.1 FM KCLC. The games can also be heard streaming online, which can be found on www.lindenwoodlions.com. All home games can also be seen on tape delay on LU-TV which is carried on AT&T U-verse and Charter Communications. The video stream of home and road games can be found on the American One Broadcast Network.

Phone and Fax Numbers

The Lindenwood Athletics Department can be reached by calling 636-949-4600. The department's fax number is 636-949-4636.

Visiting Radio

Requests for radio broadcast at Hunter Stadium must be made through the Lindenwood Sports Information Office. Lindenwood offers a courtesy phone line in the visiting radio booth along with two data Internet connections. The phone number will be available by calling the Lindenwood Sports Information Department.

Statistics

Lindenwood uses the Stat Crew Statistical program for football. Stat Crew rosters will be available for opposing schools and a packed game file will be sent following the conclusion of the game.

LINDENWOOD SPORTS INFORMATION



Daniel Newton came to Lindenwood University in December of 2006 as the school's Sports Information Director. He is in his 14th year working full-time in a Sports Information Office.

At Lindenwood, Newton helps with the public relations effort and statistical operations for the 27 NCAA sports. From 2006-11, he also assisted with the public relations for 21 Student Life Sports. Besides his regular duties, Newton has assisted with starting the Lindenwood Athletics Hall of Fame in

2007, created a new athletics website in 2009, and led the redesign of the athletics website in 2012. He has also researched many historical items about Lindenwood athletics, including creating record books for many athletic teams.


Newton served as the NAIA media relations contact at the 2009-11 NAIA Swimming and Diving National Championships, and worked in the press room at the 2009 and 2011 NAIA Division I Men's Basketball National Championships.

Prior to coming to Lindenwood, Newton served as the Media Relations Coordinator at Truman State University from 2002-2006 and was the Assistant Media Relations Director at Portland State University from 1999-2002. He has also worked in press rooms for various professional teams, including the Portland Trailblazers (NBA) and Portland Beavers (Triple A Baseball), and was the assistant media relations contact for the 2000 NCAA Division I Women's Basketball West Regional.

Newton worked as a student assistant in the Sports Information Office at Truman from 1996-99 and received a bachelor's degree in business administration from Truman in 1999. He earned his master's in sports management from Lindenwood in 2009.

Newton is a member of the College Sports Information Directors of America. He has won numerous awards from that organization for his work on designing and producing media guides.

Daniel and wife, Jennifer, reside in St. Peters, Mo., and have two sons, Bryan and Jordan.



Mike Morgan is entering his second year as the Assistant Sports Information Director at Lindenwood University. Before moving into his current role, he served as a graduate assistant in the Sports Information Office for two years.

To go along with his primary sports, Morgan will design all media guides, game day programs, and graphic design work that will be displayed on the Lindenwood athletic website.

In 2011, he helped start the www.lindenwoodlions.com Sports Network, which provides a source for Lindenwood fans to hear all types of athletic events. Morgan can also be heard hosting numerous coaches shows and doing play-by-play on the [lindenwoodlions.com](http://www.lindenwoodlions.com) Sports Network.

Prior to his time at Lindenwood, Morgan was the Director of Broadcasting/Media Relations Director for the River City Rascals, a minor league baseball team in O'Fallon, Mo.

After his stint with the Rascals, he moved on to become the Senior Staff Writer for *St. Louis Scoop High School Sports Magazine*, where he wrote over 35 feature length articles a month to go along with designing the magazines and directing a staff of 10 writers.

In 2009, Morgan was the play-by-play voice for the Lindenwood football team which played in the NAIA National Championship game against Sioux Falls. That was Morgan's second stint as the play-by-play voice. In 2004, Morgan was behind the mic for the first ever undefeated regular season in school history. He was also the Sports Director for the campus radio station, KCLC, his final two years of his undergrad.

Morgan received his bachelor's degree in mass communication from Lindenwood in 2004 and his master's degree in business communications in 2011, also from Lindenwood.

Morgan is a member of the College Sports Information Directors of America (COSIDA).

Mike and his wife, Nichole, reside in St. Peters, Mo., and have a son, Kevin, and two daughters, Natalee and Reagan.

LINDENWOOD AND THE MEDIA



TELEVISION

KSDK
1000 Market Street
St. Louis, Mo. 63101
314-421-5055
Rene Knott - Sports Director
rknott@ksdk.com

KMOV
One Memorial Drive
St. Louis, Mo. 63102
314-621-4444
Steve Savard - Sports Director
sports@kmov.com

KTVI
2250 Ball Drive
St. Louis, Mo. 63146
314-213-2222
Martin Kilcoyne - Sports Director
martin.kilcoyne@tvstl.com

LUTV
209 S. Kingshighway
St. Charles, Mo. 63301
636-949-4167
Ed Voss - Station Manager
evoss@lindenwood.edu

PRINT

St. Louis Post Dispatch
900 North Tucker Blvd.
St. Louis, Mo 63101
314-340-8000

St. Charles Journal
4212 N. Service Road
St. Peters, Mo. 63376
636-946-6111

Mid Rivers News Magazine
754 Spirit 40 Park Drive
Chesterfield, Mo. 63005
636-591-0010
Terry Dean - Publisher

Lindenwood Legacy
209 S. Kingshighway
St. Charles, Mo. 63301
636-949-4364
Tom Pettit - Faculty Advisor
tpettit@lindenwood.edu

RADIO

WXOS ESPN Radio (101.1 FM)
11647 Olive Blvd
St. Louis, Mo. 63141
314-983-6000

KMOX Radio (1120 AM)
One Memorial Drive
St. Louis, Mo. 63102
314-621-2345

KTRS Radio (550 AM)
638 West Port Plaza
St. Louis, Mo. 63146
314-453-5500

KFNS Radio (590 AM)
8045 Big Bend Suite 200
St. Louis, Mo. 63119
314-962-0590

KCLC Radio (89.1 FM)
209 S. Kingshighway
St. Charles, Mo. 63301
636-949-4891
Mike Wall - Station Manager
mwall@lindenwood.edu

LJ FOOTBALL

STAFF

MIAA

LIONS

2011 REVIEW

HISTORY

LINDENWOOD




LINDENWOOD FOOTBALL BROADCASTS

All Lion football road and home contests can be heard on Lindenwood's campus radio station, 89.1 FM KCLC. The games can also be heard streaming online at lindenwoodlions.com.

All home games can also be seen on tape delay on LU-TV, which is carried on AT&T U-verse and Charter Communications. The video stream of home and road games can be found on the American One Broadcast Network.

This year's games will be broadcasted by student broadcasters Brett McMillan and Alex Ferrario. Brett will bring you all the play-by-play while Alex delivers the color analysis.



LINDENWOODLIONS.COM SPORTS NETWORK



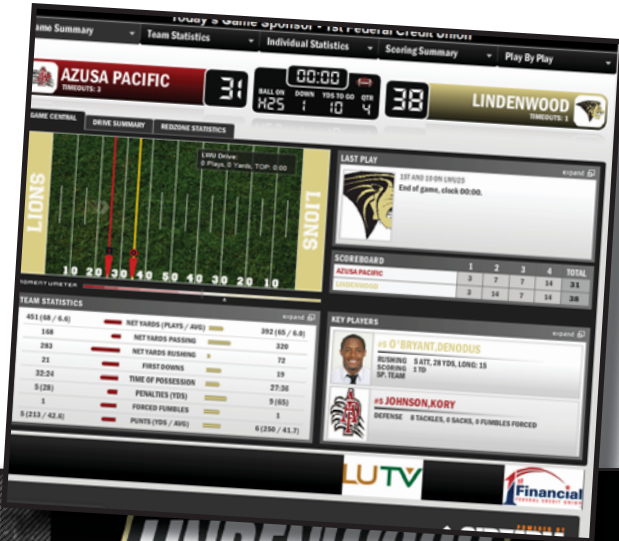
The lindenwoodlions.com Sports Network is your source for numerous Lindenwood athletic events and coaches shows.

You can log onto lindenwoodlions.com to hear live broadcasts of numerous sporting events, including soccer, volleyball, baseball, softball, lacrosse, and many more.

Also, at the conclusion of all Lindenwood football games you can hear an hour-long postgame show in which we talk to players and coaches.



LINDENWOOD ATHLETICS ON THE WEB



Lindenwood athletics is committed to maintaining a strong presence on the Internet, highlighted by the official website of Lion athletics, www.lindenwoodlions.com.

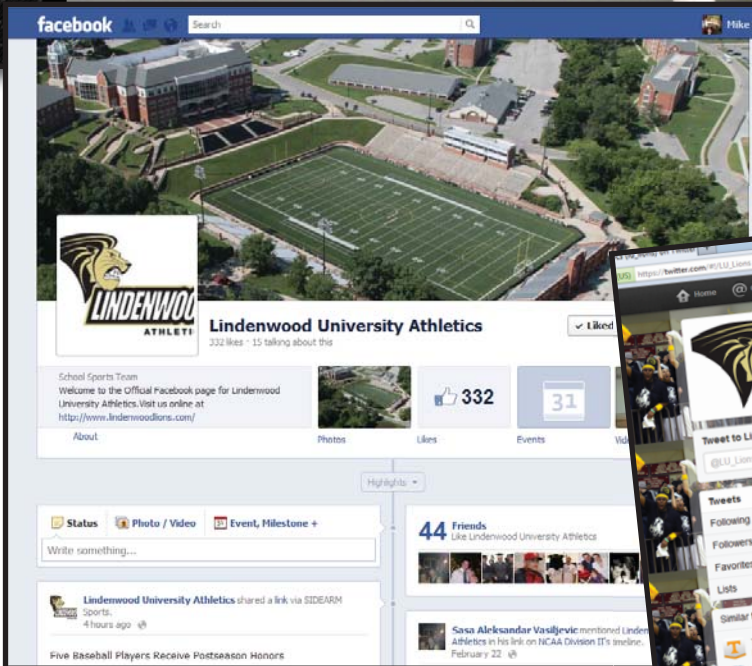
Additionally, Lindenwood athletics is a player on the social media scene. LU maintains an official YouTube page plus an athletics Facebook page and a Twitter page.

LIONS ON THE INTERNET

<http://facebook.com/Lindenwood-University-Athletics>

https://twitter.com/LU_Lions

<http://youtube.com/lindenwoodlions>



LU FOOTBALL

STAFF

MIAA

LIONS

2011 REVIEW

HISTORY

LINDENWOOD



2012 SEASON PREVIEW

Just like at the start of every new football season there are question marks for just about every team in the country. For the 2012 edition of the Lindenwood Lions, that is the case as well. The questions start with who will take over at the quarterback position, can the running game stay healthy, can the offensive line hold up against the higher competition, and will the defense continue to improve under Deion Melvin?

Quarterbacks

The Lions will bring back one quarterback from last year's squad. The three signal callers on the Lions squad this season have zero starts. At the top of the depth chart will be junior college transfer Ben Gomez. The transfer had the best spring of any quarterback. Gomez has a big arm and can also scramble away from pressure well. That aspect is something the offense hasn't had since Philip Staback.

Taylor Jasin is second on the depth chart and is the only quarterback that has any game experience in the Lions offense. The senior from St. Charles, Mo., has been part of the program for five years. In 2011, Jasin appeared in six games and completed five of 10 pass attempts with an interception.

Rounding out the Lindenwood quarterback position is true freshman Dillon Miller. Miller is from Eugene, Ore. and is the son of former St. Louis Rams quarterback Chris Miller. The freshman is the future of the quarterback position. He is very athletic and will be a perfect quarterback for the Lions system. The plan with Miller is to redshirt him this season and then compete for the starting position.



Ben Gomez



Taylor Jasin

Running Backs

Completely opposite from the quarterback position, the Lindenwood running backs have over 33 starts, 45 touchdowns, and over 3,300 yards. The backfield is one of the most experienced positions on the field.

At the top of the depth chart is Denodus O'Bryant. Possibly one of the best running backs to ever put on a Lindenwood uniform O'Bryant will have one last season toting the rock. The senior burst onto the scene in 2009 when he was an NAIA All-American on his way to 1,000 yards rushing. After battling some injuries in 2011, O'Bryant is primed and ready to go out as the top running back in school history.

Backing up O'Bryant will be Nate Orlando. Orlando has been a member of the Lions for six years. Orlando has battled knee injury after knee injury, but when he is on the field he contributes. His best year came in 2010 when he rushed for almost 600 yards and scored 12 TDs. Orlando will be the backup on the depth chart but will see plenty of game action.

Back from a stellar freshman season is Marvin Byrd. The sophomore played defense in the spring but is back on the offensive side of the ball. Byrd will be an asset on offense for Lindenwood due to his ability to catch the ball out of the backfield and run it. His freshman season saw him score five touchdowns and rush for 249 yards.

Redshirt freshman Chris Gilyard rounds out the very talented running back corp. Gilyard has as much talent as anybody on the field and is very quick. He will see plenty of action this season.



Denodus O'Bryant



Nate Orlando



Marvin Byrd



Tim Celestine

Wide Receivers

As deep as the running back position is, wide receiver might be deeper. Of the 2,593 yards last season the Lions return over 75 percent of the production.

The receivers are led by Andrew Helmick. The coaching staff says that Helmick might be the best receiver the program has ever had. That is saying a lot since that position has had three guys in the past four years sign NFL contracts. Helmick has all the attributes that the next level looks for. He has height, speed, hands, strength, and toughness. Helmick is also a great blocker and can also return kicks.

Returning after an injury last season will be Matt Angell. He was injured in the 2011 spring game and missed the whole 2011 season. Angell is a versatile receiver who can do everything. He has speed, good hands, is a good blocker, and can even carry the ball out of the backfield.

Alex Robinson is back for another season after having a stellar freshman campaign. Robinson was second on the team in receiving in 2011 with over 400 yards and four touchdowns. The coaching staff believes if Robinson can stay healthy over his four years in a Lindenwood uniform, he will shatter numerous receiving records.

Terrance Jackson and Tim Celestine both are back and will look to build on a good season from a year ago. The duo of Jackson and Celestine combined for over 300 yards and five touchdowns. Celestine can also be an option for the offensive coaches out of the backfield. In 2010, he rushed for over 100 yards and scored a touchdown.

Donnie Jennert will be a key addition to the wide receiver corps. Jennert is a 6-5, 210 pound transfer from Iowa State. He was a key recruit for the Cyclones and will bring speed and athleticism to Lindenwood.

Sam Sealer and Jaron Alexander are two youngsters who will see some playing time, and will contribute. After his senior season in high school, he was named the top wide receiver in the Kansas City area. Alexander is a true freshman who brings lots of speed. The freshman holds the 100 meter dash record for the state of Missouri.



Andrew Helmick



Matt Angell



Alex Robinson



Terrance Jackson

Offensive Line

Last season saw the offensive line come under fire. The big guys up front had a tough time at times keeping the defensive line out of the backfield. But what many don't remember is that most of the games the line struggled were against NCAA Division I competition. This season, the o-line returns some key members and adds stellar talent.

Senior Matt Atley and Matt Andreolli anchor the offensive line. The pair has been part of the program for five years each. Atley can play center or guard and the team will need him to have good season for the team to have a good season.

Jacob Heneisen will also be on the line and looks to be a contributor in his sophomore season. Kadre Pinder joins Heneisen on the line after transferring from Ohio University. Pinder hasn't played in two years but is very athletic for a 6-5, 320 pound lineman.

JT Young is the final piece of the offensive line puzzle. Young is a redshirt freshman from the St. Charles, Mo. area. He had an up and down spring but the coaches believe he will have an immediate impact at either guard or tackle.



Matt Atley Matt Andreolli Jacob Heneisen JT Young

Defense

Under new defensive coordinator Deion Melvin, the 2011 Lindenwood defense had a bounce back season from 2010. The numbers might not have looked like they improved the defense, but made strides and big plays against increased competition.

Defensive Line

The Lions have lots of depth across the front four. Joe Day and Sean Gracy will be the starters at defensive end. Day and Gracy combined for 10 sacks last season and 17 tackles for loss. Chaz Fulton and Malach Radigan will anchor the interior of the defensive line. Fulton is primed to be a star on defense, and Radigan has played a lot in his five years in the program.

Jon McComb and Cody Reider will see plenty of playing time at the defensive end position. Reider led the team in sacks last season with six, and McComb piled up four quarterback sacks.



Joe Day Sean Gracy Chaz Fulton Malach Radigan

Linebackers

The line backing corps lost a couple of key contributors in Tyler Espy and Tyler Epstein but still returns some talent.

Alex Meraz will anchor the linebackers. The senior has been around for five years and has been a major contributor. Dillon Hawkins is back after starting every game last season and was ninth on the team in tackles with over 30.

Brock Reed will be the starting outside linebacker, and some consider him the best football player on the team. He is strong, fast, and a big hitter. Reed was second in the team in tackles in 2011 and compiled four sacks and an interception.

Wes Kuhn is a walk on and has made his way onto the depth chart. AJ Chappelle will also see some time as a linebacker after transferring from Eastern Illinois. Ashanti Watson and Connor Harris are two more linebackers that will see playing time. Harris is a true freshman who was the Lions biggest recruit in the 2012. Harris was a member of a state championship team on which he was the starting quarterback, linebacker, and kicker. The freshman could also see some playing time on the offensive side of the football.



Alex Meraz Dillon Hawkins Brock Reed Wes Kuhn

Secondary

The Lindenwood secondary is very talented at the starting position but is lacking some depth. Cody Fogle is back for his senior season and has been a starter since his freshman season. Fogle was third on the team in tackles in 2011 and his one of the hardest hitters in the conference.

The Lions two cornerbacks might be the most talented group in the MIAA. At one corner is Pierre Desir who was an all-conference player at Washburn University. He dominated receivers at the line of scrimmage and is very physical. On the other side is Tevin McCaskill, a transfer from junior college who got over 20 Division I offers out of high school.

Jaz Granderson is a transfer from Northern Iowa and has a wide range of coverage to go along with being a big hitter. Justin Broome is the only experienced player in the back up position. Broome is the back up for all four positions in the defensive secondary.



Cody Fogle Pierre Desir Jaz Granderson

Special Teams

James Neal is the place kicker for the third straight season and hit a lot of big kicks in 2011. Neal kicked the game-winning kick against NCAA Division I Northern Colorado. Ed Burns will take over the punting duties from Morris Kesseloff.

The return duties will be taken care of by a cast of characters. Helmick and O'Bryant will be the main kick returners, while Angell, Celestine, and Alexander will return punts.



IU FOOTBALL

STAFF

MIAA


LIONS

2011 REVIEW



HISTORY

LINDENWOOD





Coaching Staff





HEAD COACH
PATRICK ROSS

Ninth Season § Record at LU 74-22

Patrick Ross, the winningest football coach in Lindenwood history, is in his ninth season as the head coach of the Lindenwood program in 2012. He is in his 11th season overall as a collegiate head coach.

Ross owns a career coaching record of 88-29 (.752), his teams have appeared in the NAIA Football Championship Series six times, and twice he has earned National Coach of the Year honors. In his first eight years in St. Charles, he has compiled a record of 74-22, won three HAAC championships, and advanced to the NAIA national playoffs five times, including a trip to the national championship game in 2009. He became the all-time leader in wins at Lindenwood in 2007, and his .771 winning percentage shatters the previous best mark for the program.

The Ross era at Lindenwood has been marked by winning and excitement. The Lions have become one of the top scoring teams at any level of college football over the last eight years. Ross has directed the top-five offenses in school history and seven of the top nine. Lindenwood has averaged 37.6 points since Ross has come to Lindenwood, including 44.7 points over the last five years.

While Lindenwood was at the NAIA level, Ross' players won 10 All-American awards, including six first-team honors. Jeff Hynes was twice named the Rimington Award Winner as the best offensive center in the NAIA. Ross coached three HAAC Players of the Year with DeDe Dorsey winning the award in 2004 and Denodus O'Bryant winning back-

THE COACH ROSS FILE

YEARS
10th

YEARS AT LU
8th

OVERALL RECORD
88-29

LU RECORD
74-22

ALMA MATER
Puget Sound

WIFE
Stacey

CHILDREN
Peyton, Caden, Shaelene

to-back awards in 2009 and 2010. Ross' players were named first-team all-HAAC 37 times, 32 players were named second-team all-conference, and 27 received third-team honors.

Ross did one of his best coaching jobs in 2011 as he led Lindenwood through its transition season as the program moves from the NAIA to the top NCAA Division II conference. The Lions went 8-3 and were the only second-year transition school to record a winning record. Lindenwood opened the season with a 22-20 win over Northern Colorado, the program's first win over an NCAA Division I scholarship team. Among the team's other big wins were last-minute victories over NCAA Division II powerhouse Texas A&M-Kingsville and NAIA power Azusa Pacific.

Lindenwood's offense continued its high-scoring ways despite the tougher competition and having a new quarterback and nearly a completely new offensive line. The Lions averaged over 40 points and 367.9 total yards a game.

In 2010, the Lions went 9-2 overall in their final season of NAIA play and finished second in the HAAC with a 9-1 mark. Lindenwood advanced to the NAIA Playoffs for the fourth straight season and fifth overall appearance in

Ross' tenure. The Lions had one of the best offenses in the entire country. Lindenwood possessed the No. 1 passing offense, the best passing efficiency, top offense yards per game, and second most points scored.

In 2009, Ross led the Lions to their best season in program history as they advanced to the national championship game. The Lions went 10-0 during the regular season and won the program's third HAAC

YEAR	SCHOOL	OVERALL			CONFERENCE			FINISH	PLAYOFFS
		W	L	PCT.	W	L	.PCT		
2002	Ottawa (Kan.)	5	5	.500	5	4	.556	3rd	None
2003	Ottawa (Kan.)	9	2	.818	9	0	1.000	1st	First Round
2004	Lindenwood (Mo.)	11	1	.917	10	0	1.000	1st	First Round
2005	Lindenwood (Mo.)	7	4	.636	7	3	.700	3rd	None
2006	Lindenwood (Mo.)	5	7	.417	5	5	.500	3rd	None
2007	Lindenwood (Mo.)	10	2	.833	9	1	.900	1st	Second Round
2008	Lindenwood (Mo.)	11	2	.846	9	1	.900	1st	Semifinals
2009	Lindenwood (Mo.)	13	1	.928	10	0	1.000	1st	Finals
2010	Lindenwood (Mo.)	9	2	.818	9	1	.900	2nd	First Round
2011	Lindenwood (Mo.)	8	3	.727	-	-	-	-	-

Championship. Lindenwood hosted playoff games in the first and second rounds and then traveled to Helena, Montana, where they faced Carroll College. The Lions would beat the Saints and move on to the national championship against defending champions, Sioux Falls. Sioux Falls upended the Lions 25-22.

For the second straight season in 2009 the Lions had one of the most prolific offenses in the country. The Lions averaged over 53 points a game which was tops in the country and broke the school record for points scored with 744. Lindenwood finished ranked second in the country when the final polls came out, which was the highest ranking the school has ever accomplished. After the season, Ross was named HAAC Coach of the Year.

In 2008, Ross led the Lions to within one play of reaching the national championship game. The Lions went 9-1 during the regular season and finished second in the HAAC. Lindenwood hosted a first-round playoff game and put up 65 points in the first postseason win in school history. The second postseason win came a week later in the quarterfinals when a last-second field goal gave the Lions a three-point win. In the semifinals, Lindenwood went into the house of NAIA powerhouse Carroll and didn't back down. The Lions scored a touchdown to pull within one in the final minute, but a failed two-point conversion ended the team's run toward a title.

Lindenwood had one of the top offenses in the country in 2008, setting school records with over 40 points and 460 yards of total offense a game. The Lions ranked fifth in the NAIA in total offense and sixth in scoring. On the other side of the ball, Lindenwood allowed less than 21 points a game and held four teams to single-digit points. Ross was named

National Coach of the Year by Victory Sports Network after the season.

Ross was also named National Coach of the Year in 2004 in his first year at Lindenwood, after he led one of the most amazing one-season turnarounds in college football history. The Lions went 11-0 in the regular season, tying the number of wins the team earned in the previous four years combined, and won their first HAAC title. In 2007, Ross directed the Lions to another conference title and national playoff appearance. Behind another high scoring offense, Lindenwood won its first 10 games and finished the regular season ranked ninth in the nation.

Prior to coming to Lindenwood, Ross was the head coach at Ottawa (Kan.) for two seasons. He posted a record of 14-7 there, winning the 2003 KCAC title and advancing to the national playoffs. Prior to his stint at Ottawa, Ross served as the defensive coordinator for three years and an assistant for one at Kansas Wesleyan.

Ross has had five Lindenwood players sign NFL contracts and numerous others have signed contracts with other professional leagues. Dorsey and Brian Schaefering have played in the NFL, while Zac Atterberry, Marcel Thompson, and Roren Thomas signed with NFL teams after their Lindenwood careers. Dorsey was a member of the 2007 Super Bowl Champion Indianapolis Colts, and Derrick Ward, a former player for Ross at Ottawa, won a Super Bowl ring in 2008 with the New York Giants.

Ross and his wife, Stacey, have three kids, Peyton, Caden, and Shaelene.



LU FOOTBALL

COACHES

LIONS

OPPONENTS

2011 REVIEW

HISTORY

LINDENWOOD





OFFENSIVE COORDINATOR
CRAIG SCHULER
Ninth Season

Craig Schuler is entering his ninth season in 2012 with the Lindenwood football program. He has been on Patrick Ross' staff since the first day of the Ross era.

Schuler came to Lindenwood in 2004 and has been a major part of the program's turnaround. In 2012, he will serve as the offensive coordinator and running backs coach, as well as being the team's recruiting coordinator and assistant head coach. This season will be Schuler's 24th coaching football. In that time, he has won eight conference championship rings, including three as a member of the Lindenwood staff, and coached in 18 NAIA national playoff games.

Last season, Schuler helped Lindenwood go 8-3 during its transition season from the NAIA to NCAA Division II level. The Lions picked up the first win in school history over an NCAA Division I scholarship team, and had a winning record versus NCAA Division I and II teams. Lindenwood had the best record among football programs in its second NCAA Division II candidacy year.

Over the past three seasons as the offensive coordinator, Schuler has led a Lindenwood offense that has been one of the highest scoring teams in the country at any level. The Lions' offense has averaged 49.6 points per game over the past 36 games, and has broken numerous national and school records along the way.

The 2009 Lions averaged over 53 points per contest and set a school record in points scored with 744. That year also saw the Lions' offense rack up the awards, with freshman tailback Denodus O'Bryant being named the MVP of the league. That high-powered offense led Lindenwood to the NAIA National Championship game.

In 2010, Schuler worked with another record-setting offensive unit, one which racked up 8.9 yards per play and 551 yards per game. O'Bryant was named the conference MVP for the second time, and the rest of the Lion running backs, coached by Schuler, helped the Lions post ground game numbers off the charts. Nate Orlando rushed for over 600 yards and 12 touchdowns, while four other backs rushed for over 200 yards. As a unit, the running backs scored 31 touchdowns on

the ground.

The Lions continued their remarkable three-year run on offense in 2011, averaging 40.3 points per game against one of the toughest schedules faced by any Division II team in the nation. The Lions scored 60 touchdowns in 2011, giving them 140 trips to the end zone in their last 22 games.

Since Schuler arrived at Lindenwood, the Lions have posted a record of 74-22, won three HAAC championships, and advanced to the NAIA Football Championship Series five times. Prior stops on the coaching trail for Schuler include 11 years at Benedictine (Kan.) and two at Avila (Mo.). He has served as a coordinator on both sides of the ball while coaching in the HAAC, and was a high school head coach in the Southern California Division I ranks.

Schuler and his wife, Alison, have two daughters, Nikki and Katie.



IU FOOTBALL

COACHES

LIONS

OPPONENTS

2011 REVIEW

HISTORY

LINDENWOOD





DEFENSIVE COORDINATOR DEION MELVIN

Second Season

Deion Melvin is entering his second season as the Lindenwood football defensive coordinator in 2012, and he is in his 23rd season as a football coach.

Melvin brought a new scheme and a new attitude to Lindenwood's defense last season. The Lions recorded 35 sacks during the year, eight more than the next highest season total during the Patrick Ross era. Lindenwood also had 83 tackles for loss and allowed 352.8 yards and 23.6 points a game. The team allowed 20 points or less in six contests.

The defensive unit played a big role in two of the team's biggest victories. Against NCAA Division I Northern Colorado, Lindenwood did not allow a touchdown in the second half in a come-from-behind 22-20 victory. In the win at Texas A&M-Kingsville, the Lions' stopped the Javelinas on the one-yard line with just 23 seconds remaining to preserve a six-point win.

In 2009 and 2010, Melvin was an assistant at Ball State. He was the linebackers coach during the 2009 season before being promoted to special teams coordinator the next year.

Melvin also had coaching stints at Bowling Green, Georgia Southern, Missouri State, Western Illinois, and East Aurora High School. He was at Bowling Green from 2007-08, and coached the inside and outside linebackers, and was assistant special teams coordinator. In 2006, he coached the running backs at Georgia Southern. From 1999-2005, he was at Missouri State as the assistant head coach and defensive coordinator. From 1993-98, Melvin coached at Western Illinois as the inside and outside linebackers coach and recruiting coordinator. His coaching career started at East Aurora from 1990-92.

At the college level, Melvin has coached seven All-Americans and two Buck Buchanan award winners, which goes to the top defensive player in NCAA Division I Football Championship Series. He coached 14 all-conference winners, six academic first-team all-conference players, and eight players who were named the team MVP. He also coached two players who finished first in the nation for tackles.

Melvin was an All-American and all-league honoree at linebacker

during his college career at the College of Dupage. He was an all-state and all-conference award winner at East Aurora High School.

Melvin graduated from Western Illinois with a bachelor of science degree in community health in 1994.

Melvin and his wife, Beverly, have two daughters, Lywana, a student at Ball State University, and Shereese, a student at Francis Howell North High School.



LU FOOTBALL

COACHES

LIONS

OPPONENTS

2011 REVIEW

HISTORY

LINDENWOOD





Austin Bortle
Assistant Coach
Defensive Ends

Austin Bortle is entering his fourth season as a member of the Lindenwood football staff in 2012. Bortle is in his second year as a full-time assistant after serving as a graduate assistant for his first two seasons. He will coach the defensive line this upcoming season.

In 2010, the Lions had three receivers catch over 500 total yards. Two of the receivers had over 800 yards. The receivers also caught 42 touchdown passes. In 2009, Lindenwood was even more balanced with five receivers having over 400 yards on the season. Those five players caught 223 passes for 3,343 yards and 34 touchdowns. The receivers played a big role in Lindenwood advancing to the NAIA National Championship game.

Bortle played his college football at Lindenwood and was a very successful offensive weapon. In his final season as a Lion, he was named to the honorable mention All-HAAC squad. During his time between the lines, Bortle caught 57 passes for 667 yards and seven touchdowns. He also compiled 18 rushing attempts for 91 yards.

Bortle played his high school football at St. Charles High School and was an all-conference performer.

Bortle graduated from Lindenwood with his bachelor's degree in 2008 and his master's in 2010.



Mike Preston
Assistant Coach
Offensive Line

Mike Preston is starting his first season with the Lindenwood football team in 2012. He will coach the team's offensive line.

Preston has coached at all levels of college football and was most recently at Yale for three years. Yale had a 16-14 record during that span. The Bulldogs improved their rushing yards and total offensive yards every year that Preston was at the school.

Preston previously coached on Patrick Ross' staff at Ottawa in 2002 and 2003. Other coaching stops for Preston include Wingate, Lewis & Clark, La Verne, Western Illinois, and Washington. He coached the tight ends at Wingate in 2008 and helped the team go 8-3. He was the defensive line coach at Lewis & Clark in 2007 and the offensive coordinator at La Verne from 2005-06. Preston coached the defensive line at Western Illinois after his stint at Ottawa. His coaching career began at Washington from 1997-2000, where he was the offensive assistant and offensive line coach. At Washington, he was a part of the program that won the 2001 Rose Bowl.

Preston graduated from Washington in 2005 with a degree in sociology.



Kent Maugeri
Assistant Coach
DBs/Special Teams

Kent Maugeri is in his fourth season in 2012 as an assistant coach for the Lindenwood football program. Maugeri is in charge of the Lindenwood secondary and is the team's special teams coordinator.

Since Maugeri joined the Lions as a full-time coach in 2009, the team's secondary has become one of the team's best units. Lindenwood has recorded 51 interceptions, and it has allowed just 214.7 passing yards a game in that span.

Against the toughest schedule in school history, the Lions intercepted 13 passes and allowed less than 240 passing yards a game. Three of those interceptions were returned for touchdowns.

In 2010, the secondary held opponents to under 190 yards passing a game. The unit also picked off 15 total passes. In 2009, the Lindenwood secondary picked off 23 passes and held opponents to just under 220 yards passing per game. The Lions had nine interceptions in four postseason games that year during the team's run to the NAIA National Championship game.

Maugeri was a graduate assistant on the 2008 Lindenwood staff. A native of Daytona Beach, Fla., Maugeri gained a number of years of experience in the highly competitive North Florida high school ranks.



Marcus Yokeley
Assistant Coach
Defensive Line

Marcus Yokeley returns to the Lindenwood football coaching staff in 2012. He will coach the defensive line, focusing specifically on the defense tackles.

Yokeley previously worked at Lindenwood from 2006-08. After one season as a graduate assistant, Yokeley was named a full-time assistant in 2007.

Yokeley spent the 2011 season as the defensive coordinator at Avila. For the 2009 and 2010 seasons, Yokeley worked on both the offensive and defensive sides of the football for the Missouri Tigers. As a graduate assistant, his time was spent coordinating camps, breaking down and evaluating film, compiling reports, and running the weekly opponent scout team.

During his playing days, Yokeley was a defensive back at Truman State. He earned honorable mention all-conference honors and was a two-time team captain. In his prep days, he earned first-team all-state defensive back honors in 2002 at Marshall High School.

Yokeley earned his undergraduate degree from Truman State in psychology and his masters from Lindenwood University in education.



Brett Ballman
Graduate Assistant
Running Backs



Brett Ballmann is in his second season as a graduate assistant on the Lindenwood football coaching staff and he has been a part of the Lindenwood program since 2005. He will be coaching the running backs in 2012.

Last season, Ballmann was an offensive assistant coach for a Lindenwood squad that put up over 40 points a game. The Lions averaged 367.9 total yards of offense and scored over 40 points six times. Wide receiver Andrew Helmick had one of the best seasons in school history for a wide receiver, and Lindenwood quarterbacks averaged 235.7 passing yards a game. The running game averaged 132.2 yards a contest and scored 25 rushing touchdowns.

Ballmann was a backup quarterback for Lindenwood from 2005-09. He appeared in nine games as a senior and completed six passes for 167 yards and two touchdowns, and he rushed for a touchdown. Ballmann was a student assistant coach at Lindenwood during the 2010 season.



Pete Brown
Graduate Assistant
Linebackers



Pete Brown is in his third season on the Lindenwood football coaching staff and his second as a graduate assistant. He will be in charge of coaching the linebackers in 2012.

In 2011, Brown was a defensive assistant for the Lindenwood squad that went 8-3 during its transition season to the NCAA. The defense played a big roles in those victories, including late stops in last-second victories over Northern Colorado, Texas A&M-Kingsville, and Azusa Pacific. The Lions forced 25 turnovers on the season and recorded 35 sacks.

Brown was a student assistant coach on the 2010 Lindenwood squad and prior to that, was a linebacker in the Lindenwood program.



Mike Bunton
Graduate Assistant
Wide Receivers



Mike Bunton is in his first season as a graduate assistant on the Lindenwood football coaching staff. He will coach the wide receivers during the 2012 season.

Bunton ended his five-year Lindenwood playing career last season and departs as one of the top special team returners in school history. He averaged 21.2 yards on kickoff returns and had 1,058 yards and two touchdowns. He averaged 18.9 yards on punt returns and had 547 yards and four touchdowns. He concluded his career with 2,662 all-purpose yards, including 80 receptions for 875 yards and five touchdowns.

Bunton was a first-team all-conference kickoff returner in 2008 and a third-team all-conference wide receiver in 2010. Last season, he was named the team Special Teams Player of the Year and repeated as team captain and the winner of the team's leadership award.

Bunton was the 2006 *St. Louis Post-Dispatch* Offensive Player of the Year after his senior season at Parkway North High School. He was an all-state performer in both football and baseball.



Ricky Hunley
Graduate Assistant
Defensive Backs



Rickey Hunley Jr. is entering his first season on the Lindenwood coaching staff in 2012. He will help coach the team's defensive secondary.

Hunley has been a defensive secondary coach at both the high school and collegiate levels for the past seven years. His high school coaching career has encompassed stops at Theodore Roosevelt High School in Des Moines, Iowa, and Grandview High School in Grandview, Mo.

During the 2007 season, Hunley coached at his alma mater, Drake University. He helped tutor a first-team Sports Network Mid-Major All-American Defensive Back and two first team All-Pioneer Football League defensive backs. He also served as an athletic academic coordinator and tutorial coordinator at Iowa State University in 2008.

During his collegiate football career, Hunley was a defensive back at Drake University (2000-2003). He was a member of Drake's PFL championship team in 2000 and served as team captain his senior season. Hunley earned his undergraduate degree from Drake University in sociology.

Hunley and his wife, Nakisha, have a son, Taylor.



LU FOOTBALL

COACHES

LIONS

OPPONENTS

2011 REVIEW

HISTORY

LINDENWOOD





Phil Staback
Graduate Assistant
Quarterbacks



Philip Staback is in his second season on the Lindenwood coaching staff, including his first as a graduate assistant. He will coach the quarterbacks in 2012.

Staback was a student assistant on last year's squad that went 8-3. The Lions threw for 235.7 passing yards a game and had 23 touchdowns through the air. He helped the starting quarterback complete over 60 percent of his passes for 2,204 yards and have over a 3:1 touchdown-to-interception ratio.

Staback was the top quarterback in school history in 2009 and 2010. In 2009, he led Lindenwood to the NAIA National Championship game and was an honorable mention All-American. He completed 67.5 percent of his passes for 3,381 yards and 36 touchdowns. He had just six interceptions on the season and threw the biggest touchdown pass in school history in the final minute of a victory at Carroll in the NAIA semifinals. The next season, Staback earned first-team All-American honors after throwing for 3,329 yards and 34 touchdowns. He completed 75.3 percent of his passes and set an NAIA record for most yards per passing attempts. Staback still holds the NAIA career records for most yards per passing attempts and highest percentage of passes for a touchdown.

Staback is currently playing professional football for the Wichita Wild in the Indoor Football League.



Darren Bardot
Student Assistant
Offensive Line



Darren Bardot is in his first season as a student assistant on the Lindenwood football coaching staff and will help coach the offensive line.

Bardot was a member of the Lindenwood football team for the last four years as a backup center. He appeared in 13 games during his Lions career.



Anthony Vitale
Graduate Assistant
Offensive Line



Anthony Vitale is in his first season on the Lindenwood coaching staff in 2012. He will help coach the team's offensive line.

Vitale has been an assistant offensive line coach for the last 12 seasons at Notre Dame High School in Sherman Oaks, Calif. He helped that program win three CIF Southern Section Championships. Eleven players that he coached at Notre Dame earned football scholarships at NCAA Division I FBS programs.

Vitale played football at Los Angeles Valley College where he was named to the All-Western States Conference team. He received that program's Most Valuable Defensive Freshman award. Vitale was an all-league performer on both the offensive and defensive lines at Alemany High School.


Vitale is a 2012 graduate from the University of Redlands. He was married in 2009 to his wife, Diane.




Bill Laslett
Volunteer Coach
Tight Ends/ Kickers



Bill Laslett is in his second season as a volunteer coach for the Lindenwood football team. Laslett helps coach the tight end and kickers. He is also in charge of the Lion recruiting efforts.





Meet the Lions





ALPHABETICAL ROSTER

	No.	Name	Yr.	Pos.	Ht.	Wt.	Hometown	High School (Other)
82	Jaron Alexander	1	Alex Robinson	WR	5-9	178	So. Land O' Lakes, Fla.	Land O' Lakes
53	Matt Andreolli	2	Nate Orlando	RB	5-8	196	Sr. St. Ann, Mo.	Pattonville
18	Matt Angell	3	Pierre Desir	CB	6-2	206	Jr. St. Charles, Mo.	Francis Howell Central
83	Blake Arnette	4	Tevin McCaskill	CB	6-1	195	Jr. Miami, Fla.	Northwestern
66	Matt Atley	5	Denodus O'Bryant	RB	5-9	194	Sr. Washington, Mo.	Washington
65	Brandon Baker	6	Terance Jackson	WR	6-2	183	Sr. Vidalia, Ga.	Vidalia
58	Ramon Barraza	7	Sam Sealer	WR	6-0	190	Fr. Lee's Summit, Mo.	Lee's Summit
87	Benjamin Bathke	8	Jaz Granderson	DB	5-11	183	Sr. St. Louis, Mo.	Kirkwood
27	Justin Broome	9	Sean Gracy	DE	6-2	232	Sr. St. Louis, Mo.	McCluer North
43	Jalin Brown	10	Tim Celestine	WR	5-10	193	Sr. Tracy, Calif.	Tracy
81	Keith Brown	11	Ben Gomez	QB	6-0	201	Jr. San Juan Capistrano, Calif.	San Clemente
47	Terrence Brunson	12	Dillon Miller	QB	6-0	195	Fr. Eugene, Ore.	Sheldon
36	Ed Burns	13	Stephen Weatherford	QB	6-1	172	Fr. Odessa, Fla.	Land O' Lakes
31	Marvin Byrd	14	Taylor Jasin	QB	6-1	195	Sr. St. Charles, Mo.	Duchesne
46	Gabe Caine	15	Andrew Helmick	WR	6-0	187	Sr. Kansas City, Mo.	Winnetonka
62	Josh Carlyle	16	Connor Harris	LB	6-0	230	Fr. Blue Springs, Mo.	Blue Springs South
39	Mitchell Carman	17	Ashanti Watson	LB	6-1	225	Jr. Vallejo, Calif.	Jesse Bethel
10	Tim Celestine	18	Matt Angell	WR	5-11	185	Sr. Owensville, Mo.	Owensville
24	A.J. Chappelle	19	Donnie Jennert	WR	6-6	204	Jr. Saint Cloud, Fla.	Saint Cloud
	Donald Collier	20	Cody Fogle	DB	5-9	195	Sr. Grain Valley, Mo.	Grain Valley
42	Devin Davis	21	Brock Reed	LB	6-2	210	Sr. Hannibal, Mo.	Palmyra
	Austin Davis	22	Dillon Hawkins	LB	6-0	211	So. Aledo, Texas	Aledo
40	Joe Day	23	Chase Stewart	WR	6-1	200	So. Lewisville, Texas	Covenant Christian Academy
86	PJ DeBey	24	Alonzo Chappelle	LB	5-10	205	Fr. St. Louis, Mo.	Hazelwood Central
90	Jackson Dennis	25	Chris Gilyard	RB	5-9	193	Fr. Kansas City, Mo.	Blue Springs South
3	Pierre Desir	26	Jared Hagely	LB	6-1	200	Fr. O'Fallon, Mo.	Francis Howell
45	Chris Floyd	27	Justin Broome	CB	5-11	170	Sr. Mission Hills, Calif.	Royal
20	Cody Fogle	28	Phil Posley	LB	6-1	220	Fr. St. Louis, Mo.	Parkway North
93	Chaz Fulton	29	James Wofford	DB	6-0	198	Sr. Wentzville, Mo.	Timberland
80	Jordan Gater	30	Kylann Clayborn	LB	6-2	220	Fr. St. Louis, Mo.	University City
79	KC Giger	31	Marvin Byrd	RB	5-10	194	So. St. Peters, Mo.	Fort Zumwalt East
25	Chris Gilyard	32	Nick Grubbs	LB	6-1	206	So. Wentzville, Mo.	Holt
	Nico Giokaris	33	Stephen Pace	LB	6-2	206	Fr. St. Louis, Mo.	DeSmet
11	Ben Gomez	34	Tyler Peak	RB	5-10	192	So. Land O' Lakes, Fla.	Land O' Lakes
78	Stephen Gorczyca	35	James Neal	PK	5-7	140	Jr. Mansfield, Texas	Mansfield
9	Sean Gracy	36	Edward Burns	P	6-0	195	Fr. Saint Augustine, Fla.	Saint Augustine
8	Jaz Granderson	37	Jon McComb	DE	6-3	232	Sr. Mahomet, Ill.	Mahomet-Seymour
32	Nick Grubbs	38	Anderson Oliva	PK	6-0	181	Jr. Newberry, Fla.	P.K. Yonge
26	Jared Hagely	39	Mitchell Carman	DB	6-1	190	Fr. Eugene, Ore.	Sheldon
16	Connor Harris	40	Joe Day	DE	6-2	248	Sr. O'Fallon, Mo.	Fort Zumwalt West
22	Dillon Hawkins	41	Sterling Thomas	CB	5-10	170	Fr. Tulsa, Okla.	Union
56	Austin Heath	42	Devin Davis	LB	6-1	193	Fr. Aledo, Texas	Aledo
15	Andrew Helmick	43	Jalin Brown	DB	5-11	190	Fr. Grandview, Mo.	Grandview
76	Jacob Heneisen	44	Tony Ritzman	LB	6-0	227	Sr. Lenexa, Kan.	Shawnee Mission West
6	Terance Jackson	45	Chris Floyd	DT	6-2	284	Jr. Pasadena, Calif.	Monrovia
14	Taylor Jasin	46	Gabe Caine	RB	6-0	195	So. St. Louis, Mo.	Parkway North
75	Rhys Jeffrey	47	Terrence Brunson	CB	5-9	185	So. St. Louis, Mo.	Christian Brothers College
19	Donnie Jennert	48	Corey King	CB	5-10	180	Fr. St. Charles, Mo.	Francis Howell
60	Joe Jennings	49	Filip Jonsson	RB	5-11	227	Jr. Orebro, Sweden	
61	Latham Johnson	50	Malach Radigan	DT	6-2	268	Sr. St. Charles, Mo.	Francis Howell
49	Filip Jonsson	51	Justin Taylor	DE	6-1	250	Fr. Little Elm, Texas	Little Elm
48	Corey King	52	James McDonald	DT	6-2	275	Fr.	
	Bryan Krause	53	Matt Andreolli	OL	6-3	250	Sr. Simi Valley, Calif.	Royal
59	Wes Kuhn	54	Patrick Mouse	OL	6-1	250	So. Blue Springs, Mo.	Blue Springs
91	Tyler Luce Matzke	55	Alex Meraz	LB	5-10	240	Sr. Canadian, Texas	Canadian
		56	Austin Heath	DT	6-2	277	Fr. Green Cove Springs, Fla.	Clay
		58	Ramon Barraza	OL	6-2	264	Jr. Los Angeles, Calif.	Roosevelt
		59	Wes Kuhn	LB	6-1	225	Fr. Weldon Springs, Mo.	Francis Howell

- LU FOOTBALL
- COACHES
- LIONS
- OPPONENTS
- 2011 REVIEW
- HISTORY
- LINDENWOOD





60	Joe Jennings	OL	6-1	283	Jr.	St. Peters, Mo.	Ft. Zumwalt South
61	Latham Johnson	OL	6-2	290	Fr.	Aledo, Texas	Aledo
62	Josh Carlyle	OL	5-11	310	So.	Sikeston, Mo.	Sikeston
63	Aaron Robinson	OL	6-3	275	Fr.	Fort Thomas, Ky.	Highlands
65	Brandon Baker	OL	6-2	280	Fr.	Camarillo, Calif.	Adolfo Camarillo
66	Matt Atley	OL	6-2	293	Sr.	Arnold, Mo.	Hillsboro
67	J.T. Young	OL	6-2	309	Fr.	St. Peters, Mo.	Fort Zumwalt East
68	Clint Merka	OL	6-3	290	Fr.	Argyle, Texas	Argyle
69	Bobby McCabe	OL	6-5	280	Fr.	Port Orange, Fla.	Spruce Creek
70	Lucas Sandheinrich	OL	6-4	275	Fr.	Kirkwood, Mo.	Kirkwood
71	Wyatt Mohrmann	OL	6-3	292	Fr.	Wright City, Mo.	Wright City
72	Alex Zangriles	OL	6-4	296	Fr.	O'Fallon, Mo.	Fort Zumwalt North
73	Josh Vaughn	OL	6-3	350	So.	Farmington, Mo.	Farmington
74	Aaron O'Dell	OL	6-3	344	Fr.	Rochester, Ill.	Rochester
75	Rhys Jeffrey	OL	6-4	255	Fr.	Flower Mound, Texas	Flower Mound
76	Jacob Heneisen	OL	6-3	281	So.	Jacksonville, Ill.	Jacksonville
77	Kadre Pinder	OL	6-5	315	Sr.	Miramar, Fla.	Everglades
78	Stephen Gorczyca	OL	6-3	290	Fr.	Chesterfield, Mo.	Parkway West
79	K.C. Giger	OL	6-5	321	Sr.	Winter Haven, Fla.	Winter Haven
80	Jordan Gater	WR	5-10	178	Fr.	Avilla, Ind.	East Noble
81	Keith Brown	WR	6-0	177	Fr.	Kirkwood, Mo.	Francis Howell
82	Jaron Alexander	WR	6-0	175	Fr.	Grandview, Mo.	Grandview
83	Blake Arnette	WR	5-10	184	Jr.	Villa Ridge, Mo.	Pacific
84	Jacob McDermott	WR	6-0	183	Fr.	Overland Park, Kan.	Blue Valley
85	Thomas Stubbs	TE	6-5	240	Jr.	Brentwood, Mo.	Brentwood
86	PJ DeBey	TE	6-1	215	Fr.	Stilwell, Kan.	Blue Valley
87	Benjamin Bathke	WR	5-10	183	So.	Buedelsdorf, Germany	Magnolia
88	Cody Reider	DE	6-2	216	Sr.	Ormond Beach, Fla.	Seabreeze
90	Jackson Dennis	DT	6-3	285	Fr.	McKinney, Texas	McKinney Boyd
91	Tyler Luce Matzke	DT	6-1	250	Fr.	Argyle, Texas	Argyle
92	Xavier Warren	DE	6-2	230	So.	Cedar Hill, Texas	Cedar Hill
93	Chaz Fulton	DT	6-1	258	So.	Arlington, Texas	Martin
94	Joe Stevens	DE	6-4	235	Fr.	St. Louis, Mo.	Vianney
	Donald Collier	CB	5-10	178	Jr.	Cahokia, Ill.	Cahokia
	Austin Davis	DB	5-11	178	Fr.	Hazelwood, Mo.	Hazelwood West
	Nico Giokaris	QB	6-0	199	Jr.	Lee's Summit, Mo.	Blue Springs South
	Bryan Krause	DB	5-10	175	Jr.	Farmington, Mo.	Farmington
	Scott Kroeger	DB	5-11	175	Fr.	Clopton, Mo.	Clopton-Elsberry
	Therman McGowan	RB	6-0	191	Sr.	San Francisco, Calif.	Santa Rosa
	Brendan Norwine	QB	6-2	180	Fr.	O'Fallon, Mo.	Christian
	Max Williams	RB	5-10	210	So.	Blue Springs, Mo.	Blue Springs South
	Terrance Williams	RB	5-7	175	Fr.	Florissant, Mo.	McCluer North
	Brian Winters	LB	6-0	213	Sr.	Columbia, Ill.	Columbia

69	Bobby McCabe
4	Tevin McCaskill
37	Jon McComb
84	Jason McDermott
52	James McDonald
	Therman McGowan
55	Alex Meraz
68	Clint Merka
12	Dillon Miller
71	Wyatt Mohrmann
54	Patrick Mouse
35	James Neal
	Brendan Norwine
5	Denodus O'Bryant
74	Aaron O'Dell
38	Anderson Oliva
2	Nate Orlando
33	Stephen Pace
34	Tyler Peak
77	Kadre Pinder
28	Phil Posley
50	Malach Radigan
21	Brock Reed
88	Cody Reider
44	Tony Ritzman
1	Alex Robinson
63	Aaron Robinson
70	Lucas Sandheinrich
7	Sam Sealer
94	Joe Stevens
23	Chase Stewart
85	Thomas Stubbs
51	Justin Taylor
41	Sterling Thomas
73	Joshua Vaughn
92	Xavier Warren
17	Shanti Watson
13	Stephen Weatherford
	Max Williams
	Terrance Williams
	Brian Winters
29	James Wofford
67	J.T. Young

Patrick Ross	Football Head Coach
Craig Schuler	Football Assistant Head Coach (Offensive Coordinator)
Deion Melvin	Football Assistant Coach (Defensive Coordinator)
Austin Bortle	Football Assistant Coach (Defensive Ends)
Kent Maugeri	Football Assistant Coach (Defensive Backs)
Mike Preston	Football Assistant Coach (Offensive Line)
Marcus Yokeley	Football Assistant Coach (Defensive Line)
Bill Laslett	Football Assistant Coach (Tight Ends/Kickers)
Brett Ballmann	Football Graduate Assistant (Running Backs)
Pete Brown	Football Graduate Assistant (Linebackers)
Mike Bunton	Football Graduate Assistant (Wide Receivers)
Ricky Hunley	Football Graduate Assistant (Defensive Backs)
Philip Staback	Football Graduate Assistant (Quarterbacks)
Anthony Vitale	Football Graduate Assistant (Offensive Line)
Darren Bardot	Football Student Assistant (Offensive Line)

PRONUNCIATION GUIDE

Denodus O'Bryant - De - nod - us	Sean Gracy - Graacee
K.C. Giger - Gii - ger	James Wofford - Waff - ard
Jordan Gater - Gator	Filip Jonsson - Feel - ip
Taylor Jasin - Jason	Wes Kuhn - Coon
Matt Andreolli - And - droo- lee	Tyler Matzke - Mat - ski
Alex Meraz - Ma - raz	Alex Zangriles - Zan - griles
Jacob Heneisen - Henn - ee - sen	Pierre Desir - Duh - zire
Jared Cahil - Kay - hill	
P.J. DeBey - Da - bay	
Stephen Gorczyca - Gore - zyka	

LU FOOTBALL

COACHES

LIONS

OPPONENTS

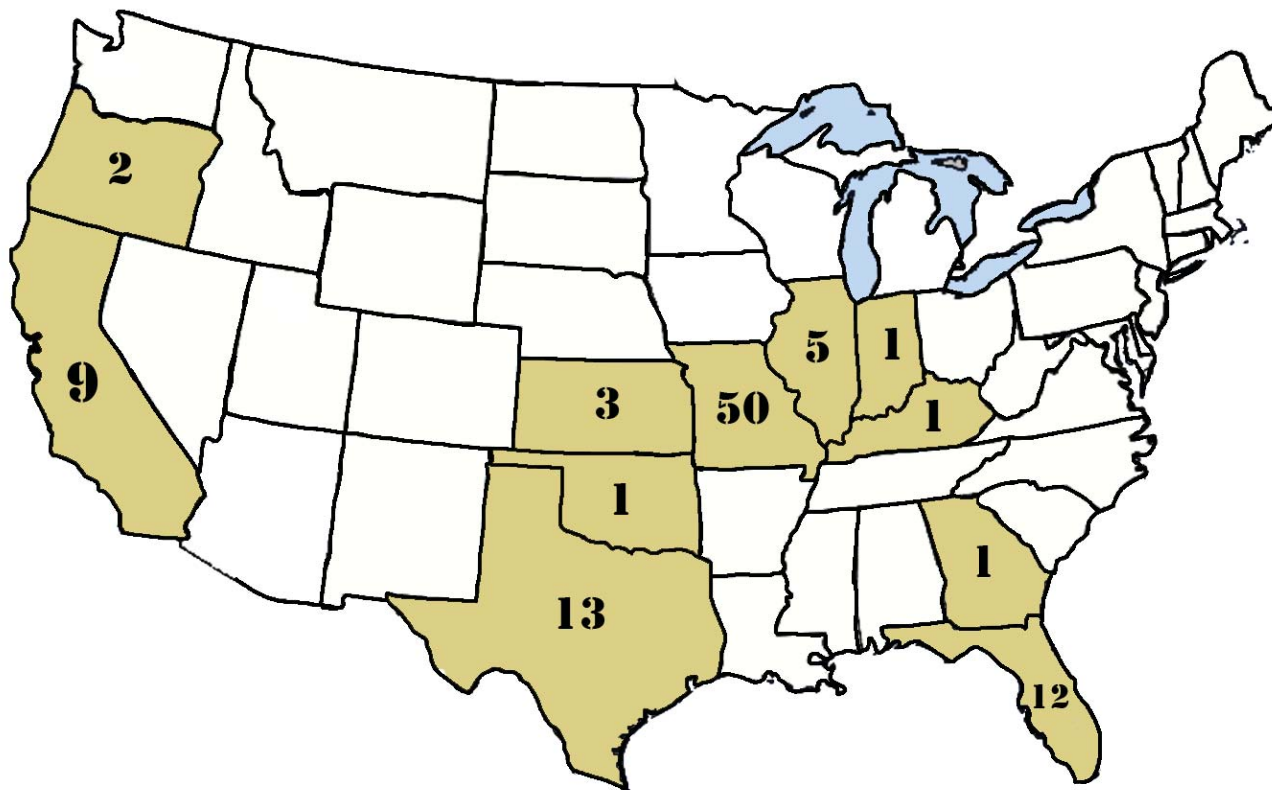
2011 REVIEW

HISTORY

LINDENWOOD



ROSTER BR



California (9) - Andreolli, Baker, Barraza, Broome, Celestine, Floyd, Gomez, McGowan, Watson

Florida (12) - Burns, Giger, Heath, Jennert, McCabe, McCaskill, Oliva, Peak, Pinder, Reider, Robinson, Weatherford

Georgia (1) - Jackson

Illinois (5) - Collier, Heneisen, McComb, O'Dell, Winters

Indiana (1) - Gater

Kansas (3) - DeBey, Ritzman, McDermott

Kentucky (1) - Robinson

Missouri (50) - Alexander, Angell, Arnette, Atley, Brown, Brown, Brunson, Byrd, Caine, Carlyle, Chappelle, Clayborn, Davis, Day, Desir, Fogle, Gilyard, Giokaris, Gorczyka, Gracy, Granderson, Grubbs, Hagely, Harris, Helmick, Jasin, Jennings, King, Krause, Kroeger, Kuhn, Mohrmann, Mouse, Norwine, O'Bryant, Orlando, Pace, Posley, Radigan, Reed, Sandheinrich, Sealer, Stevens, Stubbs, Vaughn, Wofford, Williams, Williams, Young, Zangriles

Oklahoma (1)- Thomas

Oregon (2) - Carmen, Miller

Texas (13) - Hawkins, Stewart, Neal, Taylor, Meraz, Johnson, Merka, Jeffrey, Dennis, Matzke, Warren, Fulton, Davis

Seniors (25) - Orlando, O'Bryant, Jackson, Granderson, Gracy, Celestine, Jasin, Helmick, Angell, Fogle, Reed, Broome, Wofford, McComb, Day, Ritzman, Radigan, Andreolli, Meraz, Atley, Pinder, Giger, Reider, McGowan, Winters

Juniors (16) - Desir, McCaskill, Gomez, Watson, Jennert, Neal, Oliva, Floyd, Jonsson, Barraza, Jennings, Arnette, Stubbs, Collier, Giokaris, Krause

Sophomores (16) - Robinson, Hawkins, Stewart, Byrd, Grubbs, Peak, Caine, Brunson, Mouse, Carlyle, Vaughn, Heneisen, Bathke, Warren, Fulton, Williams

Freshman (44) - Sealer, Miller, Weatherford, Harris, Chappelle, Gilyard, Hagely, Posley, Clayborn, Pace, Burns, Carman, Thomas, Davis, Brown, King, Taylor, McDonald, Heath, Kuhn, Johnson, Robinson, Baker, Young, Merka, McCabe, Sandheinrich, Mohrmann, Zangeiles, O'Dell, Jeffrey, Gorczyka, Gater, Brown, Alexander, McDermott, DeBey, Dennis, Matzke, Stevens, Davis, Kroeger, Norwine, Williams

BREAKDOWN

Offense (54) - Gomez, Miller, Weatherford, Jasin, Giokaris, Norwine, Orlando, O'Bryant, Gilyard, Byrd, Peak, Caine, Jonsson, McGowan, Williams, Williams, Gater, Brown, Alexander, Arnette, McDermott, Bathke, Robinson, Jackson, Sealer, Celestine, Helmick, Angell, Jennert, Stewart, Andreolli, Mouse, Barraza, Jennings, Johnson, Carlyle, Robinson, Baker, Atley, Young, Merka, McCabe, Sandheinrich, Mohrmann, Zangriles, Vaughn, O'Dell, Jeffrey, Heneisen, Pinder, Gorczyka, Giger, Stubbs, DeBey

Defense(44) - Desir, McCaskill, Broome, Thomas, Brunson, King, Collier, Fogle, Granderson, Carman, Brown, Davis, Krause, Kroeger, Wofford, Gracy, McComb, Day, Taylor, Reider, Warren, Stevens, Floyd, Radigan, McDonald, Heath, Dennis, Matzke, Fulton, Harris, Watson, Reed, Hawkins, Chappelle, Hagely, Posley, Clayborn, Grubbs, Pace, Davis, Ritzman, Meraz, Kuhn, Winters

Special Teams (3) - Burns, Neal, Oliva

Quarterbacks (6) - Gomez, Miller, Weatherford, Jasin, Giokaris, Norwine

Runningbacks (10) - Orlando, O'Bryant, Gilyard, Byrd, Peak, Caine, Jonsson, McGowan, Williams, Williams

Wide Receivers (14) - Gater, Brown, Alexander, Arnette, McDermott, Bathke, Robinson, Jackson, Sealer, Celestine, Helmick, Angell, Jennert, Stewart

Offensive Line (22) - Andreolli, Mouse, Barraza, Jennings, Johnson, Carlyle, Robinson, Baker, Atley, Young, Merka, McCabe, Sandheinrich, Mohrmann, Zangriles, Vaughn, O'Dell, Jeffrey, Heneisen, Pinder, Gorczyka, Giger

Tight Ends (2) - Stubbs, DeBey

Cornerbacks (7) - Desir, McCaskill, Broome, Thomas, Brunson, King, Collier

Defensive Backs (8) - Fogle, Granderson, Carman, Brown, Davis, Krause, Kroeger, Wofford

Defensive Ends (7) - Gracy, McComb, Day, Taylor, Reider, Warren, Stevens

Defensive Tackles (7) - Floyd, Radigan, McDonald, Heath, Dennis, Matzke, Fulton

Linebackers (15) - Harris, Watson, Reed, Hawkins, Chappelle, Hagely, Posley, Clayborn, Grubbs, Pace, Davis, Ritzman, Meraz, Kuhn, Winters

Punters (1) - Burns

Place Kickers (2) - Neal, Oliva



LU FOOTBALL

COACHES

LIONS

OPPONENTS

2011 REVIEW

HISTORY

LINDENWOOD





OFFENSIVE DEPTH CHART

OT

- 76  Jacob HENEISEN 6-3 § 281 § So.
- 53  Matt ANDREOLLI 6-3 § 250 § Sr.



LG

- 67  J.T. YOUNG 6-2 § 309 § R-Fr.
- 60  Joe JENNINGS 6-2 § 283 § Jr.



C

- 66  Matt ATLEY 6-2 § 293 § Sr.
- 73  Josh VAUGHN 6-3 § 350 § R-Fr.

OG

- 77  Kadre PINDER 6-5 § 315 § Sr.
- 74  Aaron O'DELL 6-3 § 344 § R-Fr.



RT

- 58  Ramon BARRAZA 6-2 § 264 § Jr.
- 79  K.C. GIGER 6-5 § 321 § Sr.



QB

- 11  Ben GOMEZ 6-0 § 201 § Jr.
- 14  Taylor JASIN 6-1 § 195 § Sr.



X

- 7  Sam SEALER 6-0 § 190 § R-Fr.
- 6  Terance JACKSON 6-2 § 183 § Sr.

H

- 18  Matt ANGELL 5-11 § 185 § Sr.
- 22  Tim CELESTINE 5-9 § 185 § Sr.



Y

- 11  Alex ROBINSON 5-9 § 178 § So.
- 80  Jordan GATER 5-10 § 178 § R-Fr.

Z

- 15  Andrew HELMICK 6-0 § 187 § Sr.
- 84  Jacob MCDERMOTT 6-0 § 183 § R-Fr.

TB



- 5  Denodus O'BRYANT 5-9 § 194 § Sr.
- 2  Nate ORLANDO 5-8 § 196 § Sr.

PK and Holder



- 35  James NEAL 5-8 § 160 § So.
- 29  James WOFFORD 6-0 § 198 § Sr.

DEFENSIVE DEPTH CHART

DE

- 90  Joe DAY 6-2 § 250 § Sr.
- 88  Cody REIDER 6-2 § 216 § Sr.



NG

- 50  Malach RADIGAN 6-2 § 257 § Sr.
- 52  James MCDONALD 6-2 § 274 § R-Fr.

DT

- 97  Chaz FULTON 6-1 § 255 § So.
- 45  Chris FLOYD 6-2 § 284 § Jr.

LEO

- 9  Sean GRACY 6-2 § 232 § Sr.
- 41  Jon MCCOMB 6-3 § 232 § Sr.

MIKE

- 55  Alex MERAZ 5-10 § 240 § Sr.
- 50  Wes KUHN 6-1 § 225 § R-Fr.



WILL

- 22  Dillon HAWKINS 6-0 § 211 § So.
- 17  Ashanti WATSON 6-1 § 225 § jr.

NICK

- 21  Brock REED 6-2 § 210 § Sr.
- 26  Jared HAGELY 6-2 § 200 § R-Fr.

CB

- 4  Tevin MCCASKILL 6-1 § 195 § Jr.
- 27  Justin BROOME 5-11 § 170 § Sr.

DB

- 8  Jaz GRANDERSON 5-11 § 183 § Sr.
- 29  James WOFFORD 6-0 § 198 § Sr.

DB

- 20  Cody FOGLE 5-9 § 195 § Sr.
- 29  James WOFFORD 6-0 § 198 § Sr.

CB

- 3  Pierre DESIR 6-2 § 206 § Jr.
- 27  Justin BROOME 5-11 § 170 § Sr.

P and PR

- 36  Ed BURNS 6-0 § 195 § So.
- 18  Matt ANGELL 5-11 § 185 § Sr.



LU FOOTBALL

COACHES

LIONS

OPPONENTS

2011 REVIEW

HISTORY

LINDENWOOD



MEET THE RETURNERS




MATT ANDREOLLI
 OL - 6-3 - 250 - Senior
 Simi Valley, Calif.
 Royal

53

LINDENWOOD:

Entering the 2012 season, has played in 31 games on the offensive line ... started six games.

2011 AT LINDEWOOD:

Appeared in nine games ... started six games, including the final five contests of the season at the right tackle position.

2010 AT LINDENWOOD:

Appeared in 10 games ... was the backup at left tackle behind All-American Dan Jones ... appeared in his fifth career playoff game.

2009 AT LINDENWOOD:

Appeared in 12 games ... was the backup left tackle ... appeared in all four playoff contests.

PERSONAL:

The son of Andy and Lynette Andreolli ... has one sibling, Timothy ... an athletic training major.





MATT ANGELL
 WR - 5-11 - 185 - Senior
 Owensville, Mo.
 Owensville High School

18

LINDENWOOD:

In his first three seasons, caught 44 passes for 754 yards and six touchdowns ... averaging 25.1 receiving yards a game and 17.1 yards per reception ... rushed 20 times for 116 yards and two touchdowns ... has 991 all-purpose yards, including 63 punt return yards and 58 kickoff return yards.

2011 AT LINDENWOOD:

Was injured in 2011 spring game and then redshirted.

2010 AT LINDENWOOD:

2010- Appeared in eight games ... caught 15 passes for 209 yards and one touchdown ... caught at least one pass in every game and had a season-high three receptions in two games ... had a season-high 55 yards and scored his receiving touchdown versus Avila ... averaged 13.9 yards per catch ... rushed two times for four yards ... in the NAIA playoffs, caught two passes for 25 yards versus Saint Francis.

2009 AT LINDENWOOD:

Appeared in 14 games with three starts ... finished fifth on the team with 26 receptions and fourth with 477 receiving yards ... led the team with 18.3 yards per reception ... rushed for 63 yards and one touchdown ... had six plays, including four rushes, over 25 yards ... caught at least one pass in every game ... had a season-high three receptions in four games and had a season-high 108 receiving yards versus Central Methodist ... in the playoffs, had six catches for 86 yards and two touchdowns, and rushed for a touchdown ... had two touchdowns, one receiving and one rushing, against Ottawa ... threw a 68 yard touchdown pass versus Baker ... returned two kickoffs for 41 yards, and four punts for 65 yards.

2008 AT LINDENWOOD:

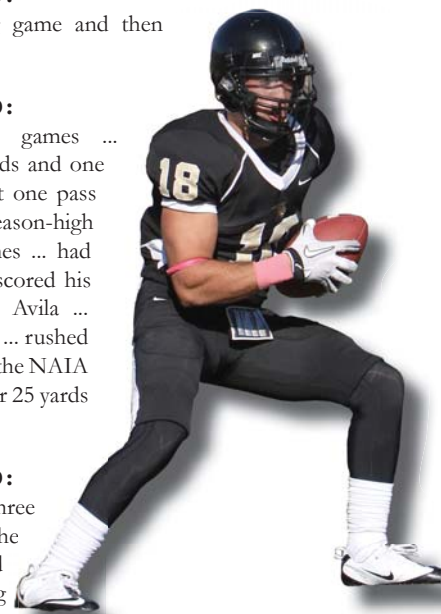
Scored his first collegiate touchdown against Culver-Stockton ... caught three passes for 68 yards ... rushed 11 times for 49 yards and one score ... returned two punts and one kickoff.

HIGH SCHOOL:

First-team all-conference as a senior and second-team all-conference selection during his junior season ... had 802 receiving yards and 14 total touchdowns as a junior ... has 1,387 receiving yards and 21 total touchdowns in his final season.

PERSONAL:

The son of Don and Lisa Angell ... has two siblings, Rebecca and Nicole ... a business/accounting major.



ANGELL'S YEAR-BY-YEAR STATS

Year	Catches	Yards	TDs	Avg./G
2011		Redshirted		
2010	15	209	1	26.1
2009	26	477	5	34.1

LU FOOTBALL

COACHES

LIONS

OPPONENTS

2011 REVIEW

HISTORY

LINDENWOOD





**BLAKE
ARNETTE**

WR - 5-10 - 184 - Junior
Villa Ridge, Mo.
Pacific

CAREER AT LINDENWOOD:

Has played in 17 games entering the 2012 season ... has caught three passes for 25 yards ... rushed six times for 77 yards and one touchdown ... has recorded 12 tackles, including 10 on special teams.

2011 AT LINDENWOOD:

Appeared in nine contests ... caught three passes for 25 yards ... had season-highs with two receptions and 25 receiving yards versus Kansas Wesleyan ... a key special teams performer ... recorded five special teams tackles with one on kickoffs and a team-high four on punt returns ... forced a fumble on a punt return against Azusa Pacific which led to a quick Lions touchdown in an eventual 38-31 victory ... had two special teams tackles against NCAA Division I Northern Colorado ... returned one punt for two yards and one kickoff for eight yards.

2010 AT LINDENWOOD:


Appeared in eight games as a true freshman ... rushed six times for 77 yards and one touchdown ... scored his first collegiate touchdown with a four-yard run against Culver-Stockton ... has a season-long rush of 36 yards to set up that touchdown ... had a season-high 41 rushing yards ... tied for fourth on the team with five tackles on kickoffs ... two special teams tackles came in the playoff contest against Saint Francis, including one kickoff tackle inside Saint Francis' 20-yard line.

HIGH SCHOOL:

Attended Pacific ... named Four Rivers Conference Offensive Player of the Year ... named to the first-team All-State team ... had 27 rushing and 13 passing touchdowns as a senior.

PERSONAL:

Son of Chris Arnette and Vicki Davis ... has two brothers, Adam and Andy ... an undeclared major.



**MATT
ATLEY**

OL - 6-2 - 293 - Senior
Arnold, Mo.
Hillsboro

LINDENWOOD:

Career- Entering the 2012 season, has played in 28 games on the offensive line ... has started 21 of those contests.

2011 AT LINDENWOOD:

Named Lindenwood's Most Valuable Offensive Big Man ... started all 11 games at the center position ... key part of Lindenwood's offense which scored over 40 points a game and averaged 367.9 offensive yards a contest.

2010 AT LINDENWOOD:

Third-team all-conference selection ... appeared in seven games and started six at right guard ... a part of an offensive line unit that allowed just seven sacks on the season, and helped Lindenwood's offense average 52.5 points and 551.5 total yards of offense a game.

2009 AT LINDENWOOD:

Appeared in 10 games ... started four contests ... was back-up to the top offensive center in the NAIA.

HIGH SCHOOL:

Attended Hillsboro High School ... member of the first-team all-conference offense and defense in 2007 ... second-team all-conference offense and defense in 2006.

PERSONAL:

Son of Steve and Martha Atley... has two siblings, Erin and Eric ... majoring in history.



LU FOOTBALL

COACHES

LIONS

OPPONENTS

2011 REVIEW

HISTORY

LINDENWOOD







27
JUSTIN BROOME
 CB · 5-11 · 170 · Senior
 Mission Hills, Calif.
 Royal



31
MARVIN BYRD
 RB · 5-10 · 194 · Sophomore
 St. Peters, Mo.
 Fort Zumwalt East

2011 AT LINDENWOOD:

Appeared in 11 games with three starts ... led Lindenwood with four interceptions ... set a Lindenwood single-season record with 203 interception return yards ... second on the squad with six pass breakups ... seventh on the team with 39 tackles, including 22 solo stops ... five of the tackles came on specials teams, with two on kickoffs and three on punts ... tied a single-game school record with two interceptions versus Saint Joseph's ... returned one of those interceptions for a 94-yard touchdown, which was the fourth-longest in school history ... was named the team Defensive Player of the Week for that performance ... had a season-high seven tackles in the win over Central Oklahoma ... intercepted a pass in the endzone against Central Missouri and also forced a fumble in that game ... had a pass breakup in six straight games midway through the year.



AT SANTA MONICA JUNIOR COLLEGE:

Second-team all-conference selection ... recorded 50 tackles ... had four interceptions and returned a touchdown.

HIGH SCHOOL:

First-team all-conference selection ... recorded 65 tackles and five interceptions.

PERSONAL:

The son of Christy and Larton Broome ... has three siblings, Alana, Jordan, and Natasha ... a mass communications major.



36
ED BURNS
 P · 6-0 · 190 · Sophomore
 Saint Augustine, Fla.
 Saint Augustine

LINDENWOOD:

2011- Played in two games.

HIGH SCHOOL:

Two-time all-county and all-region performer as a punter and kickoff specialist ... also lettered two years in soccer.

Personal:

The son of Melissa and Edwards Burns ... a criminal justice/philosophy major.

2011 AT LINDENWOOD:

Lindenwood's Freshman of the Year ... appeared in 10 games ... rushed 41 times for 249 yards ... was second on the team with five rushing touchdowns ... caught four passes for 25 yards ... returned one kick for 23 yards ... had his first 100-yard rushing game with 119 yards against Culver-Stockton ... scored two rushing touchdowns against both Graceland and Culver-Stockton ... had a long rush of 55 yards versus Central Oklahoma and a long reception of 17 yards versus Kansas Wesleyan ... also a special teams performer ... fifth on the team with six tackles on kickoffs ... had two tackles against both Kansas Wesleyan and Culver-Stockton ... the team's Offensive Player of the Week for the Culver-Stockton contest and the team's D.R.E.A.M. award winner for the South Dakota week.

HIGH SCHOOL:

First-team all-state performer ... first-team all-conference ... earned *Post-Dispatch* and Arby's Player of the Week honors ... as a senior, was third in the St. Louis metro area with 212 points ... scored 34 touchdowns and four two-point conversions ... rushed for 1,534 yards and averaged 7.6 yards per carry.

Personal:

The son of Amy Williams ... has two siblings, MaCayla and Joshua ... a communications major.

Year	Carries	Yards	TDs	Catches	Yards	TDs
2011	41	249	5	4	25	0



LION FOOTBALL
 COACHES
 LIONS
 OPPONENTS
 2011 REVIEW
 HISTORY
 LINDENWOOD





**GABE
CAIN**

RB - 6-0 - 195 - Sophomore
St. Louis, Mo.
Parkway North

2011 AT LINDENWOOD:

Appeared in one game ... rushed nine times for 56 yards and one touchdown versus Culver-Stockton ... had a long rush of 24 yards ... caught one pass for four yards ... had 27 all-purpose yards on a scoring drive, including a 10-yard touchdown rush.

2010 AT LINDENWOOD:

Redshirted.

PRIOR TO LINDENWOOD:

Attended Prairie View A&M.

HIGH SCHOOL:

An all-state selection ... set all of Parkway North's single-season rushing records.

PERSONAL:

The son of Eydie Caine-Hoskins ... a physical education major.



**JOSH
CARLYLE**

OL - 5-11 - 310 - Sophomore
Sikeston, Mo.
Sikeston

2011 AT LINDENWOOD:

Did not see action in a game.

2010 AT LINDENWOOD:

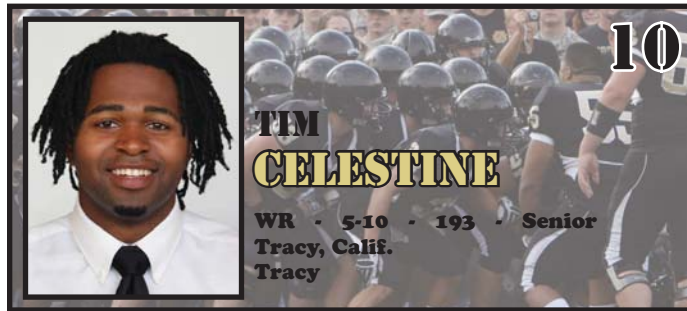
Redshirted.

HIGH SCHOOL:

Attended Sikeston High School ... was a member of the all-conference and all-region teams his junior and senior season.

PERSONAL:

The son of Steve and Tami Carlyle ... has two siblings, Matt and Cory ... majoring in criminal justice.



**TIM
CELESTINE**

WR - 5-10 - 193 - Senior
Tracy, Calif.
Tracy

2011 AT LINDENWOOD

Appeared in all 11 games and started versus Culver-Stockton ... caught seven passes for 135 yards and one touchdown ... had a long reception of 38 yards ... averaged 19.3 yards per catch ... rushed 14 times for 90 yards and one touchdown ... had a long rush of 33 yards ... returned 11 kickoffs for 189 yards, an average of 17.2 yards per return ... scored his first touchdown as a Lion with a rushing score against Graceland ... had 62 rushing yards, 50 receiving yards, 35 kickoff return yards, and a touchdown versus Culver-Stockton.

COLLEGE OF SAN MATEO:

In two seasons, rushed for 416 yards and two touchdowns, and caught two passes for 70 yards.

HIGH SCHOOL:

Attended Tracy High School.

PERSONAL:

The son of Timothy Jr ... an undeclared major.

Year	Carries	Yards	TDS	Catches	Yards	TDs
2011	14	90	1	7	135	1



LU FOOTBALL

COACHES

LIONS


OPPONENTS

2011 REVIEW

HISTORY

LINDENWOOD



DONALD COLLIER
 CB - 5-10 - 178 - Junior
 Cahokia, Ill.
 Cahokia

2011 AT LINDENWOOD:

Appeared in 11 games with 10 starts ... finished fifth on the team with 58 tackles, including 38 solo stops ... had a team-high 34 tackles on pass plays ... recorded four pass breakups ... also had 1.5 tackles for loss and one forced fumble ... had a season-high seven tackles in five games, including against NCAA Division I Northern Colorado ... had two pass breakups versus Texas A&M-Kingsville ... returned one kickoff for 18 yards.

2010 AT LINDENWOOD:


Honorable mention all-conference selection as a true freshman ... played in all 11 games and moved into the starting lineup in week four of the season ... ranked in the top 10 on the team with 40 tackles, including 26 unassisted stops ... had one tackle for loss ... recorded his first collegiate interception versus Avila ... had three pass breakups on the year ... had a season-high nine tackles versus MidAmerica Nazarene ... had four unassisted and one assisted tackle in the playoffs.

HIGH SCHOOL:

All-state defensive back as a senior ... three-time all-conference selection at defensive back and two-time selection as a junior.

PERSONAL:

The son of Carla Davison and Donald Collier ... has two siblings, Carmella and Donovan ... an exercise science major.



DEVIN DAVIS
 LB - 6-1 - 193 - Sophomore
 Aledo, Texas
 Aledo

2011 AT LINDENWOOD:

Appeared in six games ... made six tackles ... had a season-high three tackles versus Kansas Wesleyan ... three of his tackles came on kickoff coverage ... assisted on a tackle for loss against Culver-Stockton.

2010 AT LINDENWOOD:


Redshirted.

HIGH SCHOOL:

Was a key player for the Class 4A Division II State Championship squad.

PERSONAL:

The son of Debbie and David Davis ... has three siblings, Dayne, Daythan, and Dillon ... a business major.



JOE DAY
 DE - 6-2 - 248 - Senior
 O'Fallon, Mo.
 Fort Zumwalt West

2011 AT LINDENWOOD:

Appeared in 10 games and started nine ... led Lindenwood's defense with 9.0 tackles for loss and was third with 4.5 sacks ... collected 32 total tackles ... had 25 solo tackles and 26 tackles came on running plays ... had one fumble recovery and forced a fumble ... had season-high of six tackles versus Texas A&M-Kingsville and Kansas Wesleyan ... had a season-high 2.5 tackles for loss against Missouri S&T ... recorded a sack in five of 10 games ... made a solo tackle on the two-yard line in Texas A&M-Kingsville's failed final drive in Lindenwood's 41-35 win ... named Lindenwood's Defensive Player of the Week for the Kansas Wesleyan and Culver-Stockton games.

PRIOR TO LINDENWOOD:

Lettered two seasons for Missouri State University ... in 2010, played in all 11 games and made 21 tackles, 2.5 tackles for loss, and one sack ... helped the Bears shutout nationally-ranked North Dakota State in the final game of the season ... played in 10 games during the 2009 season ... had 17 tackles, 4.0 tackles for loss, 1.5 sacks, and one forced fumble during his freshman year ... named Defensive Scout Team Player of the Year during his redshirt season in 2008.

HIGH SCHOOL:

Four-year starter ... two-time all-state and three-time all-conference performer ... also was a two-time all-district selection, an all-metro pick, and was named one of the top 20 prospects in the St. Louis area ... earned the St. Louis Rams Golden Horn award ... named the 2007 Class 6 Defensive Player of the Year and the Conference Player of the Year ... as a senior, led his team to a third straight conference title and a state playoff appearance ... recorded 24 tackles for loss as a senior and had 53 for his career ... collected 18.5 career sacks and five career forced fumbles ... also lettered in wrestling.

PERSONAL:

The son of Jennifer and Paul Day ... his father is the head football coach at Fort Zumwalt West ... has two siblings, Tanner and Jessica ... a physical education major.

Year	Tackles	Sacks	TFL	FR	FF
2011	32	4.5	9.0	1	1



LU FOOTBALL

COACHES

LIONS

OPPONENTS

2011 REVIEW

HISTORY

LINDENWOOD





CODY FOGLE

DB - 5-9 - 195 - Senior
Grain Valley, Mo.
Grain Valley

CAREER AT LINDENWOOD:

Entering the 2012 season, has collected 185 tackles, four interceptions, 10 pass breakups, and 9.0 tackles for loss ... has played in 38 games and started all but three.

2011 AT LINDENWOOD:

Team captain ... started all 11 games ... finished third on the team with 65 tackles ... tied for the team-high with two fumble recoveries ... third on the team with 38 tackles on rushing plays, and fifth with 27 tackles on passing plays ... had 39 solo tackles on the year ... had season-highs with 10 tackles against both Texas A&M-Kingsville and Azusa Pacific ... tied for the team-high in tackles versus Graceland ... had a game-saving tackle on the one-yard line in the final minute of the game against Texas A&M-Kingsville ... in a tie game against Azusa Pacific, helped set up the game-winning drive by forcing a punt with 1:29 remaining with a stop for no yards on a third-and-two play.

2010 AT LINDENWOOD:

Honorable mention all-HAAC ... started all 11 contests ... finished fourth on the team with 50 tackles ... also recorded 5.5 tackles for loss, two interceptions, three pass breakups, one forced fumble, and one fumble recovery ... returned an interception 79 yards for a touchdown against Culver-Stockton ... had a season-high 10 tackles versus Benedictine, including eight solo stops, and led the team in that category ... collected seven tackles and forced a fumble in the playoff game ... had at least one tackle in every game.

2009 AT LINDENWOOD:

Honorable mention all-HAAC ... appeared in 14 games and started 13 ... his 68 tackles were third on the team ... made 15 tackles as a member of the kickoff unit ... returned five kickoffs for 91 yards ... recorded at least one tackle in every game ... picked off two passes and broke up five ... led the team in tackles with eight against Evangel ... made at least five tackles in every playoff game, including seven in the national championship contest.

2008 AT LINDENWOOD:

Received a redshirt year ... played in two games and had two tackles.

HIGH SCHOOL:

Attended Grain Valley High School ... first-team Kansas City All-Metro ... first-team All-State Class 3 ... all-conference selection.

PERSONAL:

The son of Steve and Ami Fogle ... has one brother, Jake ... a criminal justice major.

Year	Tackles	Sacks	TFL	FR	FF	Int.
2011	65	0	.5	2	0	0
2010	50	0	5.5	1	1	2
2009	68	0	2.5	1	0	2
2008			Redshirted			



CHAZ FULTON

DT - 6-1 - 258 - Sophomore
Arlington, Texas
Martin

2011 AT LINDENWOOD:

Appeared in all 11 games ... recorded 17 tackles, including seven solo tackles ... had 1.5 tackles for loss and sacks ... scored the first points of the game against Central Oklahoma when he intercepted a pass and returned it 57 yards for a touchdown ... had a season-high five tackles versus Graceland ... recorded a nine-yard sack in the Central Missouri contest.

HIGH SCHOOL:

Two-time first-team all-district selection on the offensive line ... also earned first-team all-region honors once ... track and field district champion in the shot put during his freshman and senior years ... regional qualifier in track.

PERSONAL:

The son of Julie and Charles Fulton ... has one sibling, Jerrid ... a kinesiology major.



KC GIGER

OL - 6-5 - 321 - Senior
Winter Haven, Fla.
Winter Haven

2011 AT LINDENWOOD:

Appeared in all 11 games ... started the first six games of the season at the right guard position ... also the team's long snapper.

HIGH SCHOOL:

Attended Winter Haven ... member of All-State football and wrestling team.

PERSONAL:

The son of Randy and Michele Giger ... has two brothers, Clifford and Ryan ... an education major.



LU FOOTBALL

COACHES

LIONS

OPPONENTS

2011 REVIEW

HISTORY

LINDENWOOD






**NICO
GIOKARIS**
QB - 6-0 - 199 - Junior
Lee's Summit, Mo.
Blue Springs South

2011 AT LINDENWOOD:
Did not see any game action.

HIGH SCHOOL:
Attended Blue Springs South.

PERSONAL:
The son of Jim and Polli Giokaris ... has one sibling, Jordan ... an english and secondary education major.



**NICK
GRUBBS**
LB - 6-1 - 206 - Sophomore
Wentzville, Mo.
Holt

2011 AT LINDENWOOD:
Played in 10 games as a true freshman ... led the team with 12 tackles on kickoff coverage ... had 18 total tackles, including 13 solo stops ... recording 1.5 tackles for loss ... led the team with seven tackles against Kansas Wesleyan ... in his first collegiate game against Graceland, had three tackles, 1.5 tackles for loss, and a forced fumble ... named the team's Special Teams Player of the Week for the Texas A&M-Kingsville contest after recording three solo tackles on kickoff coverage.

HIGH SCHOOL:
First-team all-conference as a defensive back ... second-team all-conference at the running back position.

PERSONAL:
The son of Donna and Alan Grubbs ... has two siblings, Jackie and Whitney ... a physical education major.



**SEAN
GRACY**
DE - 6-2 - 232 - Senior
St. Louis, Mo.
McCluer North

2011 AT LINDENWOOD:
Played in all 11 games and started 10 times ... second on the team with 8.0 tackles for loss and 5.5 sacks ... tied for the team-high with two forced fumbles ... recorded 25 total tackles, including 18 on running plays ... had 15 solo tackles ... broke up two passes ... his top game came against Texas A&M-Kingsville when he recorded seven tackles, three tackles for loss and two sacks ... forced a fumble on both of those sacks ... also had two sacks against Central Missouri, and recorded five tackles in that contest ... named the team's D.R.E.A.M. winner for the week of Missouri S&T contest.

2010 AT LINDENWOOD:
Redshirted the 2010 season ... received the Renegades award as the Top Scout Player on Defense.

PRIOR TO LINDENWOOD:
Played two seasons at Missouri Valley ... appeared in 12 games during the 2008 and 2009 seasons ... made 18 tackles, two sacks, and one pass breakup.

HIGH SCHOOL:
Attended McCluer North.

PERSONAL:
The son of Valerie Evans ... has one sibling, Turran ... an exercise science major.

Year	Tackles	Sacks	TFL	FR	FF
2011	25	5.5	8.0	0	2



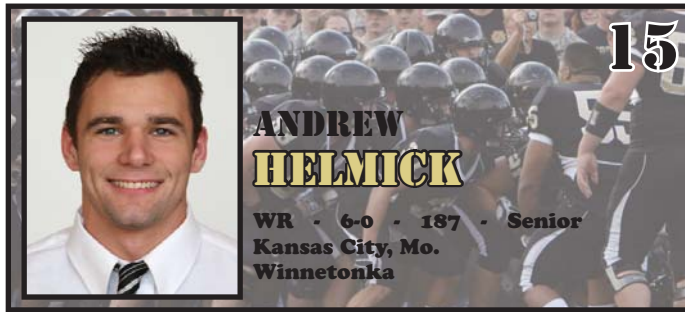
**DILLON
HAWKINS**
LB - 6-0 - 211 - Sophomore
Aledo, Texas
Aledo

2011 AT LINDENWOOD:
Appeared in all 11 games ... one of the team's top special teams players ... was second on the team with 13 special teams tackles, with 11 on kickoffs and two on punt returns ... finished the season with a total of 36 tackles ... had 13 tackles on rushing plays and 10 after pass completions ... had 1.5 tackles for loss and one pass breakup ... recovered a fumble on a kickoff early in the Texas A&M-Kingsville contest which led to a Lindenwood field goal ... had season-high of six tackles against Graceland and Central Oklahoma ... recorded 1.5 tackles for loss as well in the Graceland contest ... had at least one tackle in every contest.

2010 AT LINDENWOOD:
Redshirted.

HIGH SCHOOL:
Member of Aledo's 14-0 state championship team ... collected 218 tackles as a senior ... first-team All-District selection.

PERSONAL:
The son of Karen and Ron Hawkins ... has two siblings, Matthew and Sarah ... a business major.



ANDREW HELMICK

WR - 6-0 - 187 - Senior
Kansas City, Mo.
Winnetonka

CAREER AT LINDENWOOD:

Enters the 2012 season with 87 receptions for 1,456 yards and 18 touchdowns ... has a shot to break Lindenwood's top career receiving marks as he needs 49 receptions, 571 receiving yards, and six receiving touchdowns to tie those current records ... has six 100-yard receiving games ... has appeared in 31 games ... had rushed for 166 yards and one touchdown, and has 361 kickoff return yards and a touchdown ... has 120 points and needs just eight to break into Lindenwood's top-10 list in that category.

2011 AT LINDENWOOD:

Named Lindenwood's Most Valuable Offensive Player ... started all 11 games ... set a Lindenwood record with 81.9 receiving yards a game ... tied a school record with 12 touchdown receptions in a season ... also had top-five single-season marks with 56 receptions and 901 receiving yards ... averaged 16.1 yards per reception ... 11 of his 12 touchdown receptions were 20 yards or longer ... 28 of his 56 receptions were first downs, including nine on third and fourth-downs ... averaged 32.4 yards per kickoff return and had one kickoff return touchdown ... led Lindenwood with 1308 all-purpose yards and was second with a 118.9 all-purpose yards average ... second on the team, and first among non-kickers, in scoring with 78 points ... rushed five times for 51 yards, and completed one-of-two passes for nine yards ... had a team-high 25 plays of 20 yards or longer with 17 on pass plays, seven on kickoff returns, and one on a rush ... had four 100-yard receiving games ... caught a season-high nine passes two times, and had a season-high 147 receiving yards against Central Missouri ... tied a school record with three touchdown receptions against Texas A&M-Kingsville and Kansas Wesleyan ... scored at least one touchdown in each of the last six games, and had 11 touchdowns in that span ... made an acrobatic catch at the two-yard line to set up the game-winning field goal against NCAA Division I Northern Colorado ... broke a 31-31 tie against Azusa Pacific with an 82-yard touchdown reception with just 29 seconds remaining in the game ... recorded the longest kickoff return touchdown in school history with a 100-yard return versus Central Oklahoma ... named the team's Offensive Player of the Game three times for the contests against Missouri S&T, Texas A&M-Kingsville, and Azusa Pacific.

2010 AT LINDENWOOD:

Third-team all-conference ... appeared in 11 games ... caught 20 passes for 437 yards and six touchdowns ... rushed 12 times for 27 yards ... had a breakout game in the playoffs with five catches for 108 yards and two touchdowns ... both touchdowns helped Lindenwood tie the game against Saint Francis in the second and third quarters ... also had over 100 receiving yards against Evangel with 106, including a season-long 64-yard reception ... his 21.9 yards per catch was the best mark among the team's wide receivers ... was fourth on the team in receiving yards and receiving touchdowns.

2009 AT LINDENWOOD:

Appeared in nine games ... caught 11 passes for 127 yards ... rushed seven times for 88 yards ... scored his first touchdown on a rush against Culver-Stockton ... had 90 all-purpose yards in that contest, including 64 on the ground.

HIGH SCHOOL:

First-team all-conference on offense and defense as a senior at Winnetonka High School ... second-team all-conference wide receiver and defensive back in 2007.

PERSONAL:

The son of Jeanie Helmick ... a physical education major.

Year	Catches	Yards	TDs	Avg./G
2011	56	901	12	81.9
2010	20	437	6	39.7
2009	11	127	0	14.1



JACOB HENEISEN

OL - 6-3 - 281 - Sophomore
Jacksonville, Ill.
Jacksonville

2011 AT LINDENWOOD:

Played and started in the final 10 games at the left tackle position ... named the team's Offensive Player of the Game for the Kansas Wesleyan contest ... was the team's D.R.E.A.M. award winner for the week of the Texas A&M-Kingsville game.

2010 AT LINDENWOOD:

Redshirted.

HIGH SCHOOL:

Attended Jacksonville.

PERSONAL:

The son of David and Rhonda Heneisen ... has three siblings, Danielle, Josh, David ... a history major.



LU FOOTBALL

COACHES

LIONS

OPPONENTS

2011 REVIEW

HISTORY

LINDENWOOD






6

TERANCE JACKSON
WR - 6-2 - 183 - Senior
Vidalia, Ga.
Vidalia

2011 AT LINDENWOOD:

Appeared in 10 games and started all 10 ... tied for second on the team with four touchdown receptions and was fourth with 14 receptions ... had 115 receiving yards ... had a season-high four receptions against NCAA Division I Northern Colorado, including a first-down reception on the team's game-winning drive ... had a season-high 41 receiving yards against Saint Joseph's, including a season-best 29 yard reception ... gave Lindenwood an early 14-3 lead against Central Missouri with a first-quarter touchdown reception ... seven of his 14 receptions were good for a first down or a touchdown ... made at least one catch in seven of 10 games.

2010 AT LINDENWOOD:

Appeared in 10 games as a backup to an All-American wide receiver ... caught seven passes for 79 yards and a touchdown ... scored his first collegiate touchdown versus Evangel ... in that Evangel contest, had a season-high 42 receiving yards and also completed a 71-yard pass ... caught a season-high two passes versus both Evangel and Baker ... caught at least one pass in five games.

2009 AT LINDENWOOD:

Appeared in seven games ... made five catches for 58 yards ... made two receptions against both Culver-Stockton and William Jewell, and had a season-high 30 receiving yards against William Jewell ... made one catch for 10 yards in the playoffs.

HIGH SCHOOL:

A four-year starter ... first-team all-region for three straight seasons ... as a senior, passed and rushed for over 1,500 yards and 14 touchdowns.

PERSONAL:

The son of Delicia Jackson ... has two siblings, Courtney and Christopher ... a sports management major.

Year	Catches	Yards	TDs	Avg./G
2011	14	115	4	11.5
2010	7	79	1	39.7
2009	5	58	0	8.3




14

TAYLOR JASIN
QB - 6-1 - 195 - Senior
St. Charles, Mo.
Duchesne

2011 AT LINDENWOOD:

Appeared in six games as the third-string quarterback ... completed five-of-10 passes for 21 yards ... rushed six times for seven yards ... had season-highs of four completions, 12 passing yards, and 32 rushing yards versus Culver-Stockton ... received the team's D.R.E.A.M. award for the week of the Culver-Stockton game.

2010 AT LINDENWOOD:

Appeared in five games as the third-string quarterback ... completed eight passes for 136 yards ... in his first collegiate game, threw for a season-high 46 yards against Evangel ... rushed for 13 yards and had a long pass play of 36 yards versus Central Methodist.

2009 AT LINDENWOOD:

Did not see action as a backup quarterback.

2008 AT LINDENWOOD:

Redshirted.

HIGH SCHOOL:

As a junior, threw for 2,049 yards and 22 touchdowns ... as a senior, threw for 2,137 yards and 14 touchdowns, and had over 400 yards rushing and four rushing touchdowns ... second-team all-conference selection in 2007.

PERSONAL:

The son of Perry and Cheryl Jasin ... has three siblings, Keith, Brittany, and Griffin ... a business major.



60

JOE JENNINGS
OL - 6-1 - 283 - Junior
St. Peters, Mo.
Fort Zumwalt South

2011 AT LINDENWOOD:

Appeared in eight games ... the top backup at the right guard position.

2010 AT LINDENWOOD:

Did not see any game action.

2009 AT LINDENWOOD:

Redshirted.

HIGH SCHOOL:

An all-conference performer.

PERSONAL:

The son of Kim and Robert Kline, and Greg Jennings ... has four siblings, Jordyn, Kelli, Cole, and Jacob ... a business administration major.

LU FOOTBALL

COACHES

LIONS

OPPONENTS

2011 REVIEW

HISTORY

LINDENWOOD





**FILIP
JONSSON**

RB - 5-11 - 227 - Junior
Orebro, Sweden

2011 AT LINDENWOOD:

Played in all 11 games ... made four tackles on the season ... two tackles came on kickoff coverage ... had three solo stops.

PRIOR TO LINDENWOOD:

Played at Benedictine College during the 2010 season ... appeared in eight games ... made 22 tackles, including 10 solo stops ... had a season-high seven tackles versus Culver-Stockton ... averaged over four tackles a game over the last four games of the season.

PERSONAL:

The son of Cathrine Johannessen and Micael Jonsson ... has six siblings, Edvin, Mathilda, Julia, Nathalie, Josefine, and Tommy ... an international business major.



**WES
KUHN**

LB - 6-1 - 225 - Sophomore
Weldon Springs, Mo.
Francis Howell

2011 AT LINDENWOOD:

Redshirted.

HIGH SCHOOL:

First-team all-conference and all-district selection at the linebacker position.

PERSONAL:

The son of Kacey Kuhn ... has two brothers, Stu and Reeder ... a sports management major.



**JON
MCCOMB**


DE - 6-3 - 232 - Senior
Mahomet, Ill.
Mahomet-Seymour

CAREER AT LINDENWOOD:

Has played in 18 games with one start ... has collected 41 tackles, 8.0 tackles for loss, and 4.0 sacks ... has 12 special teams tackles.

2011 AT LINDENWOOD:

Appeared in 11 games and started his first collegiate game against Texas A&M-Kingsville ... eighth on the team with 37 tackles ... third on the squad with 7.5 tackles for loss and fourth with 4.0 sacks ... had 20 tackles on running plays ... had a season-high seven tackles and 2.5 tackles for loss against Graceland ... tied for the team-high in tackles in that game ... has at least 0.5 tackles for loss in each of the first eight games of the season ... had at least one tackle in every contest ... broke up three passes ... had 10 special teams tackles, with eight on kickoff coverage and two on punt coverage ... named the team's Defensive Player of the Game for the Graceland contest.



2010 AT LINDENWOOD:

Appeared in seven games, including the team's postseason contest ... recorded four tackles ... assisted on a tackle for loss versus Evangel ... led the team with two tackles on punt returns.

2009 AT LINDENWOOD:

Did not see any game action.

2008 AT LINDENWOOD:

Redshirted.

HIGH SCHOOL:

Two-time all-conference selection ... honorable mention all-state as a senior despite playing in just four games due to an injury ... played in the Illinois Shriners West Meets East All-Star game ... as a junior, recorded 98 tackles, seven sacks, one interception, and two forced fumbles ... recorded 19 tackles, two interceptions, and two forced fumbles before his injury his senior year.

PERSONAL:

The son of Ellen and Max McComb ... a physical education major.

Year	Tackles	Sacks	TFL	FR	FF	Int.
2011	37	4.0	7.5	0	0	0
2010	4	0	.5	0	0	0
2009	0	0	0	0	0	0
2008						



LU FOOTBALL

COACHES

LIONS

OPPONENTS

2011 REVIEW

HISTORY

LINDENWOOD






**THERMAN
MCGOWAN**
RB • 6-0 • 191 • Senior
San Francisco, Calif.
Santa Rosa

2011 AT LINDENWOOD:

Played in all 11 games and started five ... Lindenwood's top rusher with 709 yards and nine rushing touchdowns ... averaged 5.6 yards per carry ... had two 100-yard rushing games versus Saint Joseph's and Central Oklahoma ... had a season-high 19 carries and 104 rushing yards in that Saint Joseph's contest ... had a season-long rush of 48 yards in the Culver-Stockton game ... had nine rushes of 20 yards or more ... had 35 rushes that resulted in first downs or touchdowns, including 13 on third and fourth-downs ... caught 12 passes for 234 yards ... had one 100-yard receiving day with 104 yards versus Texas A&M-Kingsville, and finished that contest with 194 all-purpose yards after also rushing for 90 ... had a long reception of 68 yards in that game ... caught a season-high three receptions versus Azusa Pacific ... had seven punt returns for a 28.0 yard average per return, and returned one kickoff for 19 yards ... had three punt return touchdowns, which tied the school record ... his 12 total touchdowns was second on the team and he was third with 72 points ... scored at least one touchdown in every game but two, and had two touchdowns in games against Saint Joseph's, Azusa Pacific, and Culver-Stockton ... second on the team with 709 total offense yards and third with 1158 all-purpose yards ... made two tackles on kickoff coverage ... tied the Azusa Pacific with 2:36 remaining in the game with a 44-yard punt return ... named the team's Offensive Player of the Week for the Saint Joseph's game, and was the Special Teams Player of the Week versus Azusa Pacific and Culver-Stockton.

PRIOR TO LINDENWOOD:

In 2010 at the College of San Mateo, he led the team with 116.2 all-purpose yards a game ... caught 10 passes for 234 yards and two touchdowns, and rushed for 404 yards and two touchdowns ... averaged 23.4 yards per catch and 7.2 yards per rush ... averaged 27.2 yards per kickoff return and had one touchdown ... played at Santa Rosa Junior College in 2009 ... led the team with 313 rushing yards ... had 24 catches for 138 yards ... scored three touchdowns, all on the ground.

HIGH SCHOOL:

Attended Santa Rosa.

PERSONAL:

A business major.



MCGOWAN'S YEAR-BY-YEAR STATS

Year	Carries	Yards	TDs	Catches	Yards	TDs
2011	126	709	9	12	234	0



**ALEX
MERAZ**
LB • 5-10 • 240 • Senior
Canadian, Texas
Canadian

2011 AT LINDENWOOD:


Appeared in 10 games ... continued to be a key special teams performer with six tackles on kickoff coverage ... finished the season with 15 tackles, including seven solo stops ... had 2.0 tackles for loss ... had his top game against Kansas Wesleyan with a season-high three tackles, 1.5 tackles for loss, and one forced fumble ... also had three tackles against Culver-Stockton ... his forced fumble against Kansas Wesleyan was recovered by Lindenwood and eventually led to a touchdown ... had at least one tackle in seven games, including six games with two or more stops.

2010 AT LINDENWOOD:

Appeared in all 11 games ... collected 28 tackles ... made four tackles for loss and one sack ... had one of his best games of his career against Graceland when he tied a team-high with eight tackles, and also had two tackles for loss and a forced fumble ... collected four tackles on kickoff returns ... had at least one tackle in eight of the 11 games.

2009 AT LINDENWOOD:

Appeared in all 14 games ... key member of the Lions special teams where he recorded 16 tackles, which was second on the team ... led the team with tackles on punts and was second on kickoffs ... was in the top 10 on the team with 44 tackles ... recorded a tackle in every game but one ... had 3.5 tackles for loss and one sack ... led the team with three forced fumbles ... had a season-high six tackles and forced a fumble against Missouri Valley ... had two tackles for loss versus Baker ... had back-to-back forced fumbles against Graceland and William Jewell.



2008 AT LINDENWOOD:

Redshirted.

HIGH SCHOOL:

Second-team all-state as a senior ... first-team all-district ... the Amarillo Globe News Defensive Player of the Year ... a team captain ... member of an undefeated state champions.

PERSONAL:

The son of Jose and Dora Meraz ... has three siblings, Marisol, Jose Jr., Patty ... a psychology major.

LU FOOTBALL

COACHES

LIONS

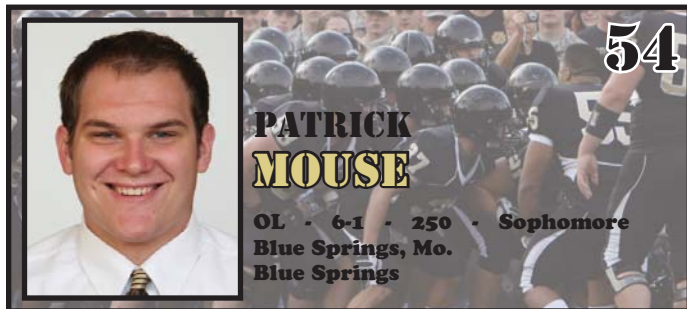
OPPONENTS

2011 REVIEW

HISTORY

LINDENWOOD





**PATRICK
MOUSE**

OL - 6-1 - 250 - Sophomore
Blue Springs, Mo.
Blue Springs

2011 AT LINDENWOOD:

Did not see any game action ... named Lindenwood's Offensive Scout Team Player of the Year.

2010 AT LINDENWOOD:

Redshirted.

HIGH SCHOOL:

Two-time honorable mention all-conference ... helped his team advance to the 6A state championship game.

PERSONAL:

The son of Christy and Joel Mouse ... has four siblings, Ed, Andy, Teresa, and Michael ... an athletic training major.



**JAMES
NEAL**

PK - 5-7 - 140 - Junior
Mansfield, Texas
Mansfield

CAREER AT LINDENWOOD:

Entering the 2012 season, has played in 21 games ... has recorded 166 points, which is the sixth most in school history ... 17-of-20 on field goal attempts and 115-of-124 on PATs ... ranks third in program history in field goals made and second in PATs.

2011 AT LINDENWOOD:

Appeared in 10 games ... led Lindenwood with 81 points ... made nine-of-11 field goals and 54-of-57 PATs ... his nine made field goals in a season tied for the third-most all-time in Lindenwood history ... made all three field goals he attempted over 40 yards, including a season-high of 44 against Graceland ... made 10-of-10 PATs versus Culver-Stockton ... had a string of 28 straight made PATs during the year ... kicked the game-winning field goal against NCAA Division I Northern Colorado as time expired ... had a season-high three field goals against Northern Colorado ... recorded double-figure points five times, including a season-high 13 versus Kansas Wesleyan ... kicked off 14 times and averaged 56.3 yards ... named the team's Special Teams Player of the Week against Northern Colorado.

2010 AT LINDENWOOD:

Played in all 11 games ... ranked in the top 10 in the NAIA in total scoring and field goal percentage ... was second on the team in scoring with 85 points ... had 61 PATs and eight field goals ... was eight-of-nine on field goals, including making all eight inside 40 yards ... had a long field goal of 36 yards ... averaged 48.0 yards on 15 kickoffs ... 61-of-67 on PAT kicks ... set a school record by kicking 11 PATs versus Graceland.

HIGH SCHOOL:

Leading scorer for the 2007 season ... 2008 all-state academic team.

PERSONAL:

The son of Gerald and Heather Neal ... has one sibling, Mackenzie ... an exercise science major.

Year	Extra Points	FGA-M	1-19	20-29	30-39	40-49	LG
2011	54-57	9-11	0-0	4-5	2-3	3-3	44



LU FOOTBALL

COACHES

LIONS

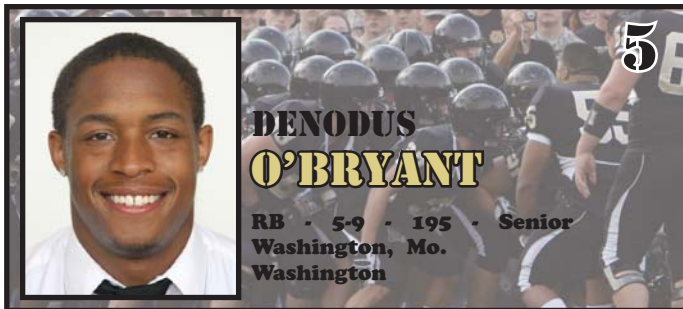
OPPONENTS

2011 REVIEW

HISTORY

LINDENWOOD





DENODUS O'BRYANT

RB • 5-9 • 195 • Senior
Washington, Mo.
Washington

CAREER AT LINDENWOOD:

Lindenwood's all-time leader in touchdowns ... entering 2012, had 27 rushing touchdowns, 12 receiving touchdowns, and eight special teams scores ... averaging 8.1 yards per rush, 19.9 yards per reception, and 34.7 yards per kickoff return ... averaging a touchdown once every six times that he touches the ball ... had 2,032 rushing yards, 975 receiving yards, and 4,084 all-purpose yards in his first three seasons ... had eight 100-yard rushing games and two 100-yard receiving games ... has career-highs of 179 rushing yards and 135 receiving yards ... two-time NAIA All-American and two-time HAAC Player of the Year.

2011 AT LINDENWOOD:

Appeared in seven games with six starts ... scored a touchdown in six of the seven games he appeared in ... scored six total touchdowns and was fourth on the team with 36 points ... finished the season with 368 rushing yards and four rushing touchdown ... caught nine passes for 129 yards and a score ... averaged over 30 yards on seven kickoff returns, and scored one touchdown ... third on the team with 368 total offense yards and fourth with 713 all-purpose yards ... in the win over NCAA Division I Northern Colorado, had 65 rushing yards and 97 receiving yards, and he scored on a 71-yard pass play that gave the Lions their first lead of the game ... had two rushes of 70 yards or longer, including a career-best 84-yard run, against Central Missouri ... set a career-high with 179 rushing yards in that game ... scored his seventh career kickoff return touchdown with a 84-yard return against Kansas Wesleyan ... averaged 7.4 yards per rush and 14.3 yards per reception ... 21 of the 59 times he touched the ball resulted in a first down or touchdown, including 10 on first-down plays ... had four plays of 70 yards or longer, with two on the ground, one on a pass play, and one on a kickoff return ... named the team's Offensive Player of the Week for the Central Missouri contest.

2010 AT LINDENWOOD:

First-team All-American by the Victory Sports Network ... HAAC Player of the Year for the second straight season ... first-team all-HAAC ... earned HAAC Player of the Week honors twice during the season, once on offense and once for special teams ... appeared in all 11 games and started 10 ... led the HAAC in rushing yards per carry, scoring, and all-purpose yards ... ranked eighth in the NAIA in scoring and 14th in all-purpose yards per game ... leading rusher on the team with 664 yards on 97 carries and had eight rushing touchdowns ... was third on the team with 572 receiving yards and seven receiving touchdowns, and was fourth with 22 receptions ... averaged 6.8 yards per carry and 26.0 yards per reception ... returned two of 11 kickoffs for touchdowns ... averaged 34.9 yards per kickoff return, which would have led the nation except he wasn't kicked to enough to qualify ... had a team-high 147.3 all-purpose yards a game ... scored multiple touchdowns in five games, including three games with three touchdowns ... had at least one touchdown in every game but two ... had two 100-yard rushing games and two 100-yard receiving games ... had over 100 rushing and receiving yards versus Benedictine, and scored in that game rushing, receiving, and on kickoff return ... had two rushing touchdowns versus Missouri Valley and Culver-Stockton ... had a season-high 134 rushing yards versus Culver-Stockton on just five carries ... had a season-high 135 receiving yards against

Graceland on three receptions ... had a long rush of 52 yards versus Culver-Stockton, a long reception of 78 yards versus Central Methodist, and a long kickoff return of 95 yards versus Benedictine ... blocked a punt versus Missouri Valley ... in the playoffs, had 65 rushing yards and a 68-yard touchdown reception.

2009 AT LINDENWOOD:

First-team All-American by the Victory Sports Network ... HAAC Player of the Year, First-Team All-HAAC Running Back, and Honorable Mention All-HAAC Kickoff Returner ... appeared in 12 games and had eight starts ... led the NAIA with 9.6 yards per rushing attempt ... scored once every 5.7 times that he touched the ball ... first in the NAIA in total scoring (144), second in scoring per game (12.0), 16th in all-purpose yards per game (145.9), and 23rd in rushing yards per game (83.3) ... set a Lindenwood record with 24 touchdowns, with 15 rushing, four receiving, four kickoff return touchdowns, and one special teams fumble return touchdown ... averaged 83.3 yards a game on the ground and finished the year with 1,000 total yards ... averaged 22.8 yards receiving a game and led the team in all purpose yards a game with 145.9 ... tied a NAIA record with four kickoff return touchdowns, accomplishing that in just 13 attempts, and he averaged 36.7 yards per kickoff return ... had 25 plays of 25 yards or more, including eight of 50 or more yards, with 14 coming on runs, four on pass receptions, and seven on kickoff returns ... 15 of his touchdowns have been 25 yards or longer, including 11 of 40 yards or more ... named the Offensive Player of the Game in the NAIA playoff games against Ottawa and Carroll ... in those two games, averaged 133.0 rushing yards and had six touchdowns ... had five games with over 100 rushing yards, including a season-high 157 versus Carroll ... had six games with two rushing touchdowns ... had a season-high 66 receiving yards and two receiving touchdowns against MidAmerica Nazarene.

2008 AT LINDENWOOD:

Redshirted.

HIGH SCHOOL:

Attended Washington ... two-time first-team all-conference selection ... rushed for 3,273 over his first three seasons and scored 44 touchdowns ... had two 1,000-yard rushing seasons, including a career-best 1,229 in 2007 ... had 15 rushing touchdowns and two receiving scores as a senior.

PERSONAL:

The son of Angela Stephens and Joseph O'Bryant ... a sports management major ... has five siblings, Haliana, Kaelee, T, Dre, De'Ante.

Year	Carries	Yards	TDs	Catches	Yards	TDs
2011	50	368	4	9	129	1
2010	97	664	8	22	572	7
2009	104	1000	15	18	274	4
2008						Redshirted



LU FOOTBALL

COACHES

LIONS

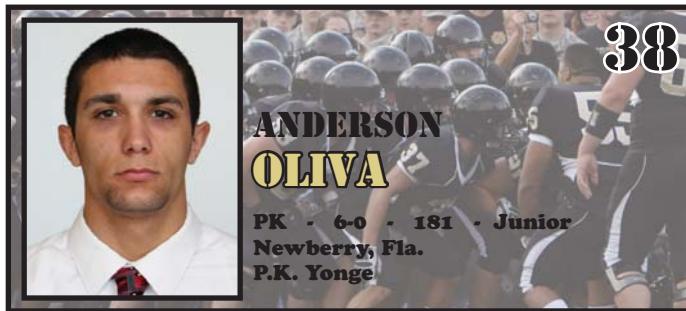
OPPONENTS

2011 REVIEW

HISTORY

LINDENWOOD





ANDERSON OLIVA

PK - 6-0 - 181 - Junior
Newberry, Fla.
P.K. Yonge

CAREER AT LINDENWOOD:

Appeared in 19 games ... kicked off 92 times and averaged 59.8 yards per kickoff ... has recorded eight touchbacks and four tackles ... six-of-seven on PAT attempts.

2011 AT LINDENWOOD:

Appeared in 10 games ... kicked off 61 times and averaged 60.7 yards per kickoff ... seven touchbacks ... recorded four tackles, including two solo tackles ... had two tackles versus Saint Joseph's ... named the team's Special Teams Player of the Week for the Kansas Wesleyan and Central Missouri contests.

2010 AT LINDENWOOD:

Appeared in nine games ... kicked off 31 times and averaged 58.1 yards per kickoff ... one touchback ... six-of-seven on PAT attempts.

PRIOR TO LINDENWOOD:

Redshirted the 2009 season at Jacksonville State University.

HIGH SCHOOL:

Made three-of-five field goals, with a long of 42 ... averaged 68 yards per kickoff with 28 touchbacks ... averaged 40.1 yards per punt.

PERSONAL:

The son of Steven and Shelly Oliva ... has one sibling, Keara ... a business management major.



NATE ORLANDO

RB - 5-8 - 196 - Senior
St. Ann, Mo.
Pattonville

CAREER AT LINDENWOOD:

In his first three seasons, has rushed 220 times for 1298 yards and 18 touchdowns ... averaging 39.3 rushing yards per game and 5.9 yards per carry ... has caught 26 passes for 375 yards and three touchdowns ... has 2,182 all-purpose yards, including 509 kickoff return yards.

2011 AT LINDENWOOD:

Received a medical redshirt.

2010 AT LINDENWOOD:

Played in all 11 games and had one start ... was second on the team with 597 rushing yards and led the team with 12 rushing touchdowns ... averaged 6.1 yards per rush ... had the longest rush of the season with a 54-yard run versus Benedictine ... had a season-high 98 rushing yards against MidAmerica Nazarene ... caught 12 passes for 89 yards and one touchdown ... had a season-high four receptions versus Baker and a

season-high 28 receiving yards in two games ... returned five kickoffs for 52 yards.

2009 AT LINDENWOOD:

Redshirted.

2008 AT LINDENWOOD:

Third-team all-conference selection ... appeared in all 13 games ... second leading rusher on the team with 611 yards and six touchdowns ... led the team with 6.0 yards per carry ... returned 14 kickoffs for 344 yards, an average of 24.6 yards per return, and scored one touchdown ... caught 11 passes for 223 yards and one touchdown ... had a season-high 87 rushing yards against Missouri Valley.

2007 AT LINDENWOOD:

Saw action in nine contests ... carried the ball 21 times for 90 yards ... caught three passes for 63 yards ... had his first collegiate touchdown with a touchdown reception versus Missouri Valley ... returned five kickoffs for 113 yards.

HIGH SCHOOL:

Second-team all-state in 2005 ... first-team all-conference selection.

PERSONAL:

The son of Lori and Steve Orlando ... has three siblings, Stephen, Ashley, and Abby ... a physical education major.

Year	Carries	Yards	TDs	Catches	Yards	TDs
2011				Medical Redshirt		
2010	98	597	12	12	89	1
2009				Redshirted		
2008	101	611	6	11	223	1
2007	21	90	0	3	63	1



LU FOOTBALL

COACHES

LIONS

OPPONENTS

2011 REVIEW

HISTORY

LINDENWOOD






77

KADRE PINDER

OL • 6-5 • 315 • Senior
Miramar, Fla.
Everglades

2011 AT LINDENWOOD:

Redshirted.

PRIOR TO LINDENWOOD:

Transferred from Ohio University ... also played one season at Fort Scott Community College ... registered 18 tackles and one sack at Fort Scott ... on offense, recorded 94 pancakes and did not allow a sack.

HIGH SCHOOL:

Made the 2007 all-Broward team ... played both the offensive and defensive line ... recorded 83 pancakes and did not allow a sack ... had 10 tackles on defense.

PERSONAL:

The son of Insley Pinder and Franka Saunders ... has three siblings, Lindsey, Kairo, and Kaityre ... a criminal justice major.



50

MALACH RADIGAN

DT • 6-2 • 268 • Senior
St. Charles, Mo.
Francis Howell

CAREER AT LINDENWOOD:

Entering the 2012 season, has played in 23 games ... has recorded 47 tackles ... 7.5 tackles for loss ... has compiled 1.5 sacks ... has been a team captain ... been named a player of the week ... and was named a team Most Valuable Player.

2011 AT LINDENWOOD:

Lindenwood's Most Valuable Defensive Big Man ... also named a team captain and winner of the team's Heart of the Lion award ... started all 11 games at the nose tackle position ... recorded 27 tackles, including 10 solo stops ... 23 of his tackles came on running plays ... had 4.0 tackles for loss and 1.5 sacks ... intercepted one pass and had one pass breakup ... had a season-high six tackles versus Azusa Pacific ... helped cause Lindenwood's game-tying touchdown in that game by forcing a punt with an assisted tackle on a third-down play with less than three minutes to play ... recorded at least one tackle in every game but one ... had a 26-yard interception return in the Central Oklahoma contest ... was named the team's Defensive Player of the Week for the Northern Colorado and Central Missouri games and was the team's D.R.E.A.M. winner for the week of the Saint Joseph's game.

2010 AT LINDENWOOD:

Appeared in four games ... made six tackles, including 1.5 for loss ... had a season-high three tackles versus William Jewell ... assisted on a tackle for loss in the playoff game against Saint Francis.

2009 AT LINDENWOOD:

Appeared in eight games ... compiled 14 tackles and two tackles for loss ... had a season-high four tackles versus Culver-Stockton.


HIGH SCHOOL:

Attended Francis Howell.

PERSONAL:

The son of Keri Brickey ... has six siblings, David, Adam, Ameera, Ameer, Nadia, and Tanner.

Year	Tackles	Sacks	TFL	FR	FF	Int.
2011	27	1.5	7.5	0	0	1
2010	6	0	1.5	0	0	0
2009	14	0	1.5	0	0	0

21

BROCK REED

LB • 6-2 • 210 • Senior
Hannibal, Mo.
Palmyra

CAREER AT LINDENWOOD:

Entering the 2012 season, has appeared in 31 games and started 20 ... has recorded 139 tackles, 11.5 tackles for loss, and 4.0 sacks ... has four interceptions, three forced fumbles, and three fumble recoveries.

2011 AT LINDENWOOD:

Appeared in all 11 games and started the last 10 ... finished second on the team with 69 tackles ... was also in the top-five with 37 solo tackles, 7.5 tackles for loss, and 3.0 sacks ... tied for the team-high with two fumble recoveries and two forced fumbles ... recorded one interception and broke up two passes ... had 31 tackles on running plays and 31 after pass completions ... led the team in tackles versus South Dakota and Texas A&M-Kingsville, and had double-figure tackles in both of those games ... had a season-high 11 tackles at Texas A&M-Kingsville ... had six or more tackles in seven of the team's 11 games ... had at least 0.5 sack in five games and at least 0.5 tackles for loss in eight games ... recorded 2.0 tackles for loss against Texas A&M-Kingsville ... had a hand in at least one turnover in each of the final four games of the season ... ended the Azusa Pacific game by falling on a fumble as time expired ... had a hand in two turnovers versus Culver-Stockton by forcing a fumble in the

LU FOOTBALL

COACHES

LIONS

OPPONENTS

2011 REVIEW

HISTORY

LINDENWOOD



second quarter and recovering a fumble in the third quarter ... also forced a turnover in the Central Missouri contest and intercepted a pass versus Central Oklahoma ... named the team's D.R.E.A.M. winner for the week of the Graceland contest.

2010 AT LINDENWOOD:

Honorable mention all-HAAC ... appeared in all 11 games ... moved into the starting lineup during week three of the season ... second on the team with three interceptions ... sixth on the team with 41 tackles ... had three tackles for loss ... collected one pass breakup, one fumble recovery, and one forced fumble ... had season-high in tackles of seven versus Missouri Valley and Benedictine ... two of his turnovers led to Lindenwood touchdowns ... had four special teams tackles on kickoff returns.

2009 AT LINDENWOOD:

Appeared in 10 games and started one ... racked up 29 total tackles, including 16 solo stops, and had at least one tackle in every game but one ... had one quarterback sack versus William Jewell ... had a season-high in tackles with six versus Baker.

2008 AT LINDENWOOD:

Redshirted.

HIGH SCHOOL:

First-team All-State Class 2 ... also earned all-district, all-area, and all-conference accolades.

PERSONAL:

The son of Lance and Tamara Reed ... has three siblings, Kendra, Destiny, and Elina ... a criminal justice major with a sociology minor.

Year	Tackles	Sacks	TFL	FR	FF	Int.
2011	69	4.0	7.5	2	2	1
2010	41	0	3.0	0	1	3
2009	29	1.0	1.05	0	0	0



2011 AT LINDENWOOD:

Appeared in 10 games ... led Lindenwood with 6.0 sacks ... tied for third with 7.5 tackles for loss and was in the top-10 with 33 tackles ... had 21 solo tackles ... had a team-high 14 special teams tackles, with 11 on kickoffs and three on punts ... had at least one tackle in every game but one ... had season-highs with seven tackles against Graceland and Culver-Stockton ... tied for the team-high in tackles against Graceland ... recovered a fumble on a punt return against Azusa Pacific which helped set up a quick Lindenwood touchdown ... forced a fumble against Culver-Stockton which also led to a Lions touchdown ... blocked a field goal attempt in the Kansas Wesleyan game ... had 2.0 tackles for loss against Graceland and Kansas Wesleyan, and had a season-best 2.0 sacks in the Kansas Wesleyan game ... recorded a sack in five of his 10 games.

2010 AT LINDENWOOD:

Did not see action in any games.

PRIOR TO LINDENWOOD:

Redshirted the 2009 season with Bethune-Cookman.


HIGH SCHOOL:

First-team all-state ... Volusia County All-Star.

PERSONAL:

The son of Gene and Heidi Reider ... has two siblings, Scarlett and Austin ... a criminal justice major.

Year	Tackles	Sacks	TFL	FR	FF	Int.
2011	33	6.0	7.5	1	1	0
2010	Didn't see any action					



LU FOOTBALL

COACHES

LIONS


OPPONENTS

2011 REVIEW

HISTORY


LINDENWOOD



44

TONY RITZMAN
 LB - 6-0 - 227 - Senior
 Lenexa, Kan.
 Shawnee Mission West



1

ALEX ROBINSON
 WR - 5-9 - 178 - Sophomore
 Land O' Lakes, Fla.
 Land O' Lakes

2011 AT LINDENWOOD:
 Played in all 11 games and started the Graceland game ... recorded 20 tackles ... had nine solo tackles and 1.5 tackles for loss ... had 11 tackles on rushing plays and seven after pass completions ... on special teams, made two tackles on punt coverage ... had a season-high six tackles and 1.0 tackles for loss versus Graceland ... also recovered a fumble on Lindenwood's three-yard line in that game ... had at least one tackle in eight of 11 games.

2010 AT LINDENWOOD:
 Started all 11 contests ... tied for seventh on the team with 40 tackles ... made two tackles for loss and one sack ... had one pass breakup ... collected one fumble recovery and forced fumble ... blocked a PAT attempt and had a sack versus Culver-Stockton ... had a season-high nine tackles and recovered a fumble versus Benedictine ... forced a fumble against William Jewell ... had four tackles and a pass breakup in the postseason contest against Saint Francis ... NAIA Scholar-Athlete.

2009 AT LINDENWOOD:
 Appeared in all 14 games ... made a total of 38 tackles ... two tackles came on special teams play ... recorded 6.5 tackles for loss ... had one sack and one interception ... had at least one tackle in every game ... compiled season-high six tackles against Central Methodist and Culver-Stockton ... had two passes defended over nationally-ranked MidAmerica Nazarene ... had five tackles in four postseason games.

2008 AT LINDENWOOD:
 Redshirted.

HIGH SCHOOL:
 First-team all-state and first-team all-conference.

PERSONAL:
 The son of Pam and Dave Ritzman ... has two siblings, Eric and Lacy ... a corporate communications major.

Year	Tackles	Sacks	TFL	FR	FF	Int.
2011	20	0	1.5	0	0	0
2010	40	0	2.0	1	1	0
2009	38	1.0	6.5	0	0	0




2011 AT LINDENWOOD:
 Started all 11 games as a redshirt freshman ... was the team's No. 2 wide receiver with 34 catches for 412 yards and four touchdowns ... averaged 12.1 yards per catch ... caught at least one pass in every game but one ... had a season-high seven receptions versus NCAA Division I South Dakota, and a season-high 75 receiving yards against NCAA Division I Northern Colorado ... caught four passes of 20 yards or more, including a season-high 39-yard play in that Northern Colorado contest ... was Lindenwood's top target on third and fourth-downs, with 12 first-downs or touchdowns in those situations, three more than the next closest Lion ... named the team's Offensive Player of the Week for the Graceland and South Dakota contests.

2010 AT LINDENWOOD:
 Redshirted.

HIGH SCHOOL:
 Attended Land O' Lakes ... received second-team All-Tampa Bay Area, first-team All-SAC ... compiled 800 yards and 11 touchdowns.

PERSONAL:
 Son of Ingrid and Steve Tone and Alex Jones ... has two siblings, Collin and Mia ... business administration major.

Year	Catches	Yards	TDs	Avg./G
2011	34	412	4	37.5
2010		Redshirted		



23

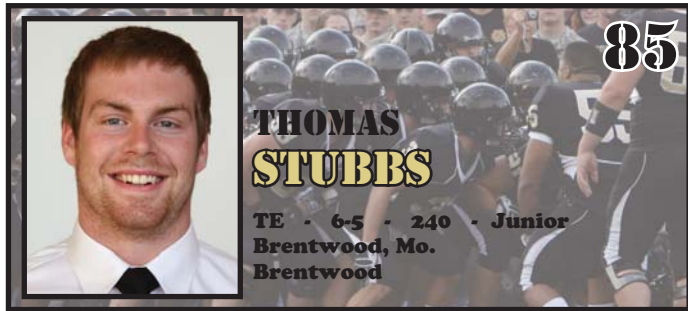
CHASE STEWART
 WR - 6-1 - 200 - Sophomore
 Lewisville, Texas
 Covenant Christian Academy

2011 AT LINDENWOOD:
 Appeared in nine games ... caught three passes for eight yards ... had season-highs with two receptions for five yards versus Culver-Stockton ... rushed four times for three yards ... had two rushes for four yards in the Culver-Stockton game ... had one kickoff return against Kansas Wesleyan for 13 yards.

HIGH SCHOOL:
 First-team all-state quarterback ... first-team all-district and district MVP ... led his team to a state title.

PERSONAL:
 The son of Lori and Tim Stewart ... has one sibling, Casey ... a mass communications/broadcasting major.





**THOMAS
STUBBS**

TE - 6-5 - 240 - Junior
Brentwood, Mo.
Brentwood

CAREER AT LINDENWOOD:

Entering the 2012 season, has appeared in 20 games with two starts ... has made 48 tackles, 7.5 tackles for loss, and 2.5 sacks ... offensively, has one reception for 22 yards and a touchdown.

2011 AT LINDENWOOD:

Appeared in 11 games with two starts ... recorded 26 tackles, including 22 on rushing plays ... also had 4.0 tackles for loss and 1.0 sacks ... 12 of his 26 tackles were solo stops ... had at least one tackle in every game but two ... had a season-high five tackles in three contests ... forced a turnover in the Missouri S&T game with a forced fumble ... had one pass breakup ... as a tight end, caught one pass for 22 yards and a touchdown against Central Oklahoma.

2010 AT LINDENWOOD:

Appeared in nine games ... recorded 22 tackles .. had 3.5 tackles for loss and 1.5 sacks ... had a season-high eight tackles and a sack versus Baker ... recorded seven tackles and a tackle for loss versus Avila.

2009 AT LINDENWOOD:

Redshirted.

HIGH SCHOOL:

Attended Brentwood.

PERSONAL:

Son of Sharon and Dennis Stubbs ... has two sisters, Emily and Lauren ... business administration major.



**JOSHUA
VAUGHN**

OL - 6-3 - 350 - Sophomore
Farmington, Mo.
Farmington

2011 AT LINDENWOOD:

Did not see any game action.

2010 AT LINDENWOOD:

Redshirted.

HIGH SCHOOL:

Attended Farmington ... first-team all-conference and first-team all-district in 2008 and 2009 ... second-team All-State in 2009 ... third-team All-State in 2008.

PERSONAL:

Son of Kevin and Kelly Vaughn ... has two siblings, Colton and Kelsy ... an undeclared major.



**XAVIER
WARREN**

DE - 6-2 - 230 - Sophomore
Cedar Hill, Texas
Cedar Hill

2011 AT LINDENWOOD:

Played in nine games ... made eight tackles on the season ... had six solo tackles ... recorded 0.5 tackles for loss ... against Central Missouri, forced a fumble deep in the Mules' territory that was recovered by Lindenwood ... had a season-high two tackles in each of the last three games of the season.

HIGH SCHOOL:

Two-time all-district selection, including one first-team honor ... regional and state qualifier for powerlifting.

PERSONAL:

The son of Martha Warren-Epting and Roy Epting ... has two siblings, Roy and De'Angelia ... a computer science major.



**BRIAN
WINTERS**

LB - 6-0 - 213 - Senior
Columbia, Ill.
Columbia

2011 AT LINDENWOOD:

Earned a start in his first collegiate game against NCAA Division I Northern Colorado ... had one tackle for loss in that game ... missed the remainder of the season ... named the team's D.R.E.A.M. award winner for the week of the Northern Colorado game.

2010 AT LINDENWOOD:

Did not see any game action.

2009 AT LINDENWOOD:

Redshirted.

PERSONAL:

The son of John and Risa Winters ... has one sibling, Kyle ... a sports management major.



LU FOOTBALL

COACHES

LIONS

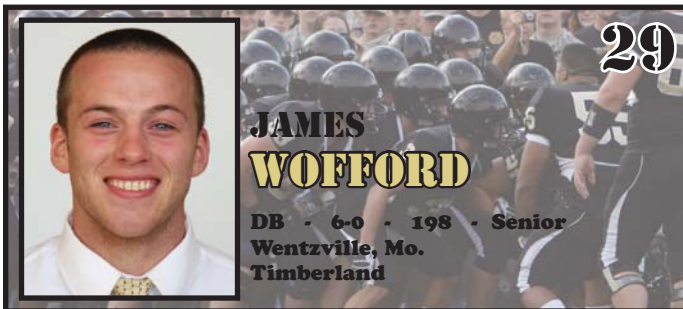
OPPONENTS

2011 REVIEW

HISTORY

LINDENWOOD





JAMES WOFFORD

DB - 6-0 - 198 - Senior
Wentzville, Mo.
Timberland

CAREER AT LINDENWOOD:

Entering the 2012 season, has appeared in 32 games with one start ... has 46 tackles and two tackles for loss ... has two interceptions and three fumble recoveries.

2011 AT LINDENWOOD:

Appeared in 10 games ... recorded 12 tackles on the season ... eight of his tackles were solo tackles ... had five special teams tackles including four on kickoffs ... six of his defensive tackles were on running plays ... had a season-high four tackles versus Kansas Wesleyan and also intercepted a pass in that game.



2010 AT LINDENWOOD:

Appeared in 11 games and started the Missouri Valley contest ... made 17 tackles on the season ... had two tackles for loss ... picked off one pass and recovered a fumble ... had one pass breakup ... returned one kickoff

for 13 yards and one punt for 12 yards ... had at least one tackle in eight games ... had a season-high three tackles versus Evangel, Culver-Stockton, and William Jewell ... had tackles for losses against both Graceland and William Jewell ... in the Avila contest, had two turnovers with an interception and fumble recovery ... also broke up a pass in that game ... had one tackle on kickoff returns.

2009 AT LINDENWOOD:

Appeared in 11 games ... key member of the special teams making 10 tackles on kickoffs ... compiled 17 tackles during the season, including 13 solo stops ... two fumble recoveries, one against Graceland and Ottawa ... his turnover recovery against Ottawa helped sparked a 37-0 third quarter for the Lions ... had a season-high four tackles in the playoffs against both Langston and Ottawa.

HIGH SCHOOL:

Two-time first-team all-state ... also earned first-team all-district and all-conference honors.

PERSONAL:

The son of Kym and Ashli Wofford ... has one brother, Brian ... an education major.

Year	Tackles	Sacks	TFL	FR	FF	Int.
2011	12	0	0	0	0	1
2010	17	0	2.0	1	0	1
2009	17	0	0	2	0	0



LU FOOTBALL

COACHES

LIONS

OPPONENTS

2011 REVIEW

HISTORY

LINDENWOOD



MEET THE TRANSFERS



58

**RAMON
BARRAZA**

OL - 6-2 - 264 - Junior
Los Angeles, Calif.
Roosevelt

HIGH SCHOOL:

Attended Roosevelt High School in Los Angeles, California.



47

**TERRANCE
BRUNSON**

CB - 5-9 - 185 - Sophomore
St. Louis, Mo.
CBC

PRIOR TO LINDENWOOD:


Played one season at Ottawa University ... appeared in eight games and made 12 tackles redshirted at Missouri Southern State University.

HIGH SCHOOL:

All-State defensive back as a senior ... tied a school record with seven interceptions that year ... also a two-time all-conference pick at wide receiver, including first-team honors as a junior ... over his last two seasons, caught over 70 passes for over 1,000 yards and nine touchdowns

PERSONAL:

The son of Angelia and Winnon Brunson Sr. ... has two siblings, Winnon Jr. and Tranesha ... a criminal justice major



3

**PIERRE
DESIR**

CB - 6-2 - 206 - Junior
St. Charles, Mo.
Francis Howell Central

PRIOR TO LINDENWOOD:


Attended Washburn for three years and lettered in football for two seasons ... ranks third all-time at the school with 12 career interceptions ... second-team all-MIAA in 2010 ... recorded 46 tackles, 5.5 tackles for loss, two sacks, five interceptions, one fumble recovery, and one forced fumble ... second-team All-American and first-team all-MIAA as a freshman ... led the conference with seven interceptions, one of which he returned for a touchdown ... also recorded 33 tackles, two forced fumbles, and one fumble recovery ... averaged 23.2 yards per kickoff returns for his career ... redshirted the 2008 season.

HIGH SCHOOL:

An all-state selection at defensive back ... first-team all-league during his junior and senior seasons ... named special teams player of the year as a senior ... averaged 37.8 yards per kickoff return and 8.9 yards per punt return that year ... named No. 17 in the nation by CSTV's Tom Lemming in the "athlete" position rankings.

PERSONAL:

The son of Marie and Wilfrid Desir ... has four siblings, Myriam, Jeff, Jim, and Chris ... a secondary education/history major.



45

**CHRIS
FLOYD**

DT - 6-2 - 284 - Junior
Pasadena, Calif.
Monrovia

PRIOR TO LINDENWOOD:

Played at East Los Angeles College ... a unanimous first-team all-conference selection ... recorded 39 tackles, 12.5 tackles for loss, 6.5 sacks, and one interception as a sophomore.

HIGH SCHOOL:

Named the team's Defensive Lineman of the Year.

PERSONAL:

The son of Anita McCulloch ... a criminal justice major.



11

**BEN
GOMEZ**

QB - 6-0 - 201 - Junior
San Juan Capistrano, Calif.
San Clemente

PRIOR TO LINDENWOOD:

Attended Saddleback College for two years ... named the California Community College Athletic Association Offensive Player of the Year in 2011 ... completed 268-of-451 passes for 3,651 yards and 33 touchdowns ... broke school records that were previously held by Colt Brennan in all of those categories ... averaged 331.9 passing yards a game ... rushed for 149 yards and three touchdowns ... directed an offense that averaged over 40 points and 470 yards a game ... helped Saddleback go 8-3 and finish the season ranked No. 17 in the nation among junior colleges, and earned a berth to the Golden State Bowl ... ranked the No. 8 junior college pro style quarterback in the nation according to JCGridiron.com.

HIGH SCHOOL:

Team captain and team MVP at San Clemente ... primarily played wide receiver and strong safety during his senior season ... caught 17 passes for 250 yards and one touchdown ... defensively, had three interceptions, four pass breakups, and 37 tackles.

PERSONAL:

The son of Barbara and Ruben Gomez ... has two siblings, Renee and Erin ... a marketing major.



LU FOOTBALL

COACHES

LIONS


OPPONENTS

2011 REVIEW

HISTORY

LINDENWOOD



19

**DONNIE
JENNERT**

WR - 6-6 - 204 - Junior
Saint Cloud, Fla.
Saint Cloud

PRIOR TO LINDENWOOD:

A member on the Iowa State football team for three seasons ... played in eight games in 2010.

HIGH SCHOOL:

An all-conference wide receiver and punter ... as a senior, caught 52 passes for 681 yards and 10 touchdowns ... also lettered in track and field and basketball.

PERSONAL:

The son of Joni and Marc Jennert ... a communications major.



13

**STEPHEN
WEATHERFORD**

QB - 6-1 - 172 - R. Freshman
Odessa, Fla.
Land O' Lakes

PRIOR TO LINDENWOOD:

Redshirted the 2011 season at the University of Cincinnati.

HIGH SCHOOL:

A second-team all-state selection and first-team all-conference pick ... as a senior, recorded 2,136 passing yards, 30 passing touchdowns, 500 rushing yards, and six rushing touchdowns ... led the district that year in passing yards and total offense ... finished his high school career with 6,090 passing yards and 74 touchdowns, and he completed nearly 60 percent of his passes ... was the 2009 Tampa Tribune's Football Athlete of the Year for Pasco County.

PERSONAL:

The son of Cathy and Bill Weatherford ... has eight siblings, John, Joe, Grace, Andrew, Will, Jackie, Sam, and Peter ... an international business major.



4

**TEVIN
MCCASKILL**

CB - 6-1 - 195 - Junior
Miami, Fla.
Northwestern

PRIOR TO LINDENWOOD:

In 2010, played for Pasadena City College ... played in 10 games and had 58 tackles, including 28 solo stops ... as a freshman, played at Palomar College.

HIGH SCHOOL:

First-team All-Dade ... named one of the top 25 players in Miami-Dade ... helped his team win the 6A State Championship.

PERSONAL:

The son of Deborah McCaskill ... has three siblings, Gene, Victor, and Dwane ... a social behavioral science major.



13

**MAX
WILLIAMS**

RB - 5-10 - 210 - Junior
Blue Springs, Mo.
Blue Springs South

PRIOR TO LINDENWOOD:


Played one season at William Jewell ... played in three games and caught two passes for 13 yards.

HIGH SCHOOL:

Second-team all-conference as a senior on offense and defense.

PERSONAL:

The son of Sarah and Vince Shortino ... has two siblings, Roman and Gracie ... a secondary education/English major.



17

**ASHANTI
WATSON**

LB - 6-1 - 225 - Junior
Vallejo, Calif.
Jesse Bethel

PRIOR TO LINDENWOOD:

Played two seasons in 2008 and 2009 at College of San Mateo.

HIGH SCHOOL:

Attended Jesse Bethel.

PERSONAL:


The son of Sharon and Philliop Watson ... a criminal justice major.

LINDENWOOD
FOOTBALL

LU FOOTBALL
 COACHES
 LIONS
 OPPONENTS
 2011 REVIEW
 HISTORY
 LINDENWOOD



MEET THE REDSHIRT FRESHMEN



81

KEITH BROWN
 DB - 6-0 - 177 - R. Freshman
 Kirkwood, Mo.
 Francis Howell

HIGH SCHOOL:

A second-team all-conference pick as a senior ... recorded 748 receiving yards and 11 receiving touchdowns that year ... helped his team win a district and sectional championship.

PERSONAL:

The son of Manuelita Williams ... has two siblings, Tionne and Teja ... a business major.



24

A.J. CHAPPELLE
 LB - 5-10 - 205 - R. Freshman
 St. Louis, Mo.
 Hazelwood Central

HIGH SCHOOL:

A three-year starter at the linebacker position ... helped his team win the 2008 and 2009 state championships, and finished second in 2010 ... as a senior, recorded 125 tackles, two sacks, two fumble recoveries, and one interception ... also had 422 rushing yards and two touchdowns that year ... had 96 tackles as a junior and 123 as a sophomore ... collected five tackles for loss and five saves as a sophomore.

PERSONAL:

The son of Subrinia and Alonzo Chappelle.



AUSTIN DAVIS
 DB - 5-11 - 178 - R. Freshman
 Hazelwood, Mo.
 Hazelwood West

2011 AT LINDENWOOD:


Redshirted.

HIGH SCHOOL:

A team captain during his senior season.

PERSONAL:

The son of Tammy and Tim Davis ... has seven siblings, Cole, Aaron, Benjamin, Sam, Emma, Elijah, and Elle ... a business major.



86

PJ DEBEY
 TE - 6-1 - 215 - R. Freshman
 Stilwell, Kan.
 Blue Valley

2011 AT LINDENWOOD:


Redshirted.

HIGH SCHOOL:

2010 first-team all-state ... two-time first-team all-conference selection ... honorable mention All-Metro pick his junior season ... helped his team win the Kansas Class 5A state championship in 2010 and he was named the championship game MVP after catching seven passes for 90 yards ... holds the school record for career receptions and receiving yards ... over his final two seasons, caught 134 passes for 1,722 yards and 24 touchdowns.

PERSONAL:

The son of Karmin and Paul DeBey ... has two siblings, Taylor and Alex ... a sports medicine major.



80

JORDAN GATER
 WR - 5-10 - 178 - R. Freshman
 Avilla, Ind.
 East Noble

HIGH SCHOOL:

First-team all-state selection ... first-team All-Northeast Indiana ... caught 50 passes for 1,072 yards ... scored 14 touchdowns.

PERSONAL:

The son of Mary and Russ Gater ... had three siblings, David, Diana, and Jamie ... a business major.



25

CHRIS GILYARD
 RB - 5-9 - 193 - R. Freshman
 Kansas City, Mo.
 Blue Springs South

2011 AT LINDENWOOD:

Redshirted.

HIGH SCHOOL:

First-team all-state selection ... also earned first-team all-conference ... once named the Hy-Vee Player of the Week.

PERSONAL:

The son of Nicole Smith and Rodney Gilyard ... has three siblings, Marleigh, Jacob, and Roman ... an education major.



LU FOOTBALL

COACHES

LIONS

OPPONENTS

2011 REVIEW

HISTORY

LINDENWOOD






26

JARED HAGELEY
 LB - 6-1 - 200 - R. Freshman
 O'Fallon, Mo.
 Francis Howell

2011 AT LINDENWOOD:

Redshirted ... named Lindenwood's Defensive Scout Team Player of the Year.

HIGH SCHOOL:

Earned first-team all-conference honors during his junior and senior seasons ... was first-team all-district as a senior, and earned second-team all-district honors in his junior season ... collected 99 tackles, four fumble recoveries, and two interceptions.

PERSONAL:

The son of Bonita and Gary Hagely ... has three siblings, Justine, Jeremy, and Joel.



84

JACOB MCDERMOTT
 WR - 6-0 - 183 - R. Freshman
 Overland Park, Kan.
 Blue Valley

2011 AT LINDENWOOD:

Redshirted.

HIGH SCHOOL:

Honorable mention all-state by the *Topeka Capital-Journal* and the *Wichita Eagle* ... first-team all-conference and all-county ... second-team all-metro ... member of the 2010 Blue Valley State Championship team ... caught 49 passes for 941 yards ... had 16 touchdowns on the season, including 12 receiving ... rushed for 192 yards and three touchdowns, and had one kickoff return touchdown ... for his career, caught 85 passes for 1,467 yards ... had 26 career touchdowns, with 22 being receiving touchdowns ... set school records with five touchdowns in a game and 16 touchdowns in a season ... left Blue Valley ranked third in school history in career receiving touchdowns, season receiving touchdowns, career receiving yards, and season receiving yards.

PERSONAL:

The son of Tammy and Pat McDermott ... has one brother, Chris ... a business major.



56

AUSTIN HEATH
 DT - 6-2 - 277 - R. Freshman
 Green Cove Springs, Fla.
 Clay

2011 AT LINDENWOOD:

Redshirted.

HIGH SCHOOL:

Second-team all-state performer ... first-team all-county and first-team all-Northeast Florida ... named the team's Offensive Lineman of the Year as a senior ... was a team captain ... selected to play in the Northeast Florida Shrine Bowl ... received an art award for ASL and is certified in carpentry.

PERSONAL:

The son of Tracey and Randy Heath ... a business major.



52

JAMES MCDONALD
 DT - 6-2 - 275 - R. Freshman
 Overland Park, Kan.
 Blue Valley

HIGH SCHOOL:

Attended Blue Valley High School in Overland Park, Kan.



74

AARON O'DELL
 OL - 6-3 - 344 - R. Freshman
 Rochester, Ill.
 Rochester

HIGH SCHOOL:

First-team all-conference and all-area selection ... a member of the 2010 Illinois Class 4A State Championship team ... anchored both sides of the line.

PERSONAL:

The son of Darlene and Pat O'Dell ... has one brother, Austin ... a physical education major.

LU FOOTBALL

COACHES

LIONS

OPPONENTS

2011 REVIEW

HISTORY

LINDENWOOD





**STEPHEN
PACE**

LB - 6-2 - 206 - R. Freshman
St. Louis, Mo.
DeSmet

2011 AT LINDENWOOD:


Redshirted ... named the team's Special Teams Scout Player of the Year.

HIGH SCHOOL:

First-team all-conference at both wide receiver and defensive back.

PERSONAL:

The son of Terry Carlis ... has four siblings, Terrance, Burnetta, Shayla, and Teri ... a business major.



**JT
YOUNG**

OL - 6-2 - 309 - R. Freshman
St. Peters, Mo.
Fort Zumwalt East

2011 AT LINDENWOOD:

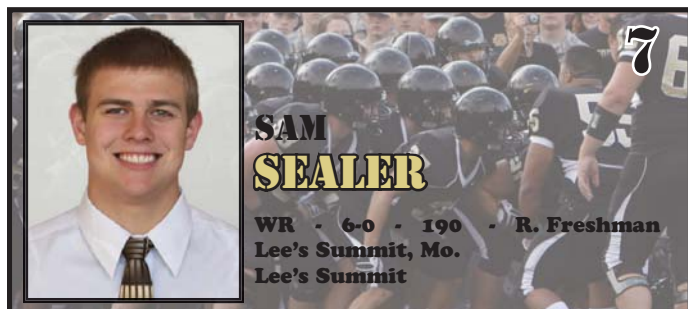
Redshirted ... named the team's D.R.E.A.M. award winner for the week of the Central Missouri game.

HIGH SCHOOL:

Earned third-team all-state honors as a senior at both offensive and defensive line ... third-team all-metro selection last season as an offensive lineman ... three-time all-conference selection at both positions, including first-team honors as a junior and senior.

PERSONAL:

The son of Laurie and Joel Young ... has one sister, Jessica ... a fire and paramedic science major.



**SAM
SEALER**

WR - 6-0 - 190 - R. Freshman
Lee's Summit, Mo.
Lee's Summit

2011 AT LINDENWOOD:

Redshirted.

HIGH SCHOOL:

Unanimously named first-team all-state ... first-team all-Metro, first-team all-district, and first-team all-conference selection ... received the Otis Taylor award after his senior season as the best wide receiver in the Kansas City Metro Area ... caught 77 passes for over 1,000 yards and 15 touchdowns.

PERSONAL:

The son of Kristi and Joel Sealer ... has two siblings, Luke and Katie ... an exercise science major.



**ALEXANDER
ZANGRILES**

OL - 6-4 - 296 - R. Freshman
O'Fallon, Mo.
Fort Zumwalt North

2011 AT LINDENWOOD:

Redshirted.

HIGH SCHOOL:

First-team all-conference selection in 2009 ... two-time academic all-conference.

PERSONAL:

The son of Lisa and Tom Zangriles ... has one brother, Connor ... a history major.



LU FOOTBALL

COACHES

LIONS

OPPONENTS


2011 REVIEW

HISTORY

LINDENWOOD



MEET THE FRESHMEN




82

JARON ALEXANDER
WR - 6-0 - 175 - Freshman
Grandview, Mo.
Grandview

HIGH SCHOOL:

Attended Grandview High School frm Grandview, Mo.



43

JALIN BROWN
DB - 5-11 - 190 - Freshman
Grandview, Mo.
Grandview

HIGH SCHOOL:

Second-team all-conference ... first-team all-suburban small six ... recorded 58 tackles from his safety position during his senior season ... a team captain for both football and track and field ... helped his track team win back-to-back state championships in 2011 and 2012.

PERSONAL:

The son of Sherra and Jason Brown ... has three siblings, Jason, Jasmine, and Jalani ... a graphic design major.



65

BRANDON BAKER
OL - 6-2 - 280 - Freshman
Camarillo, Calif.
Adolfo Camarillo

HIGH SCHOOL:

Two-time all-league selection on the offensive line, including first-team honors as a senior ... named the team's Most Inspirational Player of the Year ... also the team Defensive Lineman of the Year ... named to a 2012 all-star game ... received the community service athlete award ... a three-time letterwinner in wrestling and also participated in track and field.

PERSONAL:

The son of Kelly and Brian Baker ... a criminology major.



39

MITCHELL CARMAN
DB - 6-1 - 190 - Freshman
Eugene, Ore.
Sheldon

HIGH SCHOOL:

Second-team all-state selection at wide receiver and defensive back ... first-team all-league at both of those positions ... as a senior, had two interceptions, one pass breakup, and a fumble recovery ... recorded 47 tackles, including a season-high 10 in one game ... caught 59 passes for 892 yards and eight touchdowns.

PERSONAL:

The son of Brent Carman and Lori Miller ... has three siblings, Mike, Matt, and McKayla ... an undeclared major.



65

BENJAMIN BATHKE
WR - 5-10 - 183 - Freshman
Buedelsdorf, Germany
Magnolia

HIGH SCHOOL:

A member of the Kiel Baltic Hurricanes in 2008 ... played in seven games and had one catch for 11 yards ... member of Hurricanes squad which advanced to the German Bowl, the national championship game in Germany, for the first time in program history.

PERSONAL:

The son of Doris Bathke ... a communications major.



30


KYLANN CLAYBORN
LB - 6-2 - 220 - Freshman
St. Louis, Mo.
University City

HIGH SCHOOL:

Led his conference and was in the top-25 in the metro area in tackles with 117.

PERSONAL:

The son of Verta Wilson ... a business major.

90

JACKSON DENNIS

DT · 6-3 · 285 · Freshman
McKinney, Texas
McKinney Boyd

HIGH SCHOOL:

First-team all-district selection ... as a senior, recorded 52 tackles, including 40 solo tackles, nine tackles for loss, two sacks, two pass breakups, two forced fumbles, and a fumble recovery ... averaged 10 tackles a game as a junior ... team co-captain ... named to the Old Coach FNF Player Watch list.

PERSONAL:

The son of Valerie Son and Phillip Dennis ... has six siblings, McKaye, Parker, Eli, Melyssa, Mikayla, and Cheyenne ... a business major.




75

RHYS JEFFREY

OL · 6-4 · 255 · Freshman
Flower Mound, Texas
Flower Mound

HIGH SCHOOL:

Attended Flower Mound High School in Flower Mound, Texas.



78

STEPHEN GORCZYCA

OL · 6-3 · 290 · Freshman
Chesterfield, Mo.
Parkway West

HIGH SCHOOL:

Second-team Suburban South all-conference selection ... named a team captain for two years.

PERSONAL:

The son of Kim and Steve Gorczyca ... has two siblings, R.J. and Calvin ... a criminal justice major.



61

LATHAM JOHNSON

OL · 6-2 · 290 · Freshman
Aledo, Texas
Aledo

HIGH SCHOOL:

First-team all-state ... was the starting right tackle for two straight seasons ... helped his team win two state championships in those seasons ... as a senior, his offense averaged 553 yards and 58 points a game.

PERSONAL:

The son of Karen and David Johnson ... has two siblings, Preston and Truen ... a business major.



16

CONNOR HARRIS

LB · 6-0 · 230 · Freshman
Blue Springs, Mo.
Blue Springs South

HIGH SCHOOL:

Attended Blue Springs South ... was a do everything quarterback., safety, kicker, and punter ... was a key player on a state championship team ... returned an interception for a score in the finals ... was the *Kansas City Stars Player of the Year*.



48

COREY KING

CB · 5-10 · 180 · Freshman
St. Charles, Mo.
Francis Howell

HIGH SCHOOL:

First-team all-state performer as a wide receiver ... first-team all-conference as both a wide receiver and returner ... a second-team all-metro selection ... as a senior, caught 82 passes for 1,191 yards and 14 touchdowns.

PERSONAL:

The son of Daria and Larry King ... has one sibling, Alexis ... a business major.

LU FOOTBALL

COACHES

LIONS

OPPONENTS

2011 REVIEW

HISTORY

LINDENWOOD






91

TYLER
LUCE MATZKE


DT • 6-1 • 250 • Freshman
Argyle, Texas
Argyle

HIGH SCHOOL:

The District Defensive Lineman of the Year ... an honorable mention all-district selection his junior year ... named the Impact Player of the Game and the Defensive Player of the Game for numerous games ... helped his team reach the state championship contest.

PERSONAL:

The son of Cindy and JJ Matzke ... a communications major.



12

DILLON
MILLER


QB • 6-0 • 195 • Freshman
Eugene, Ore.
Sheldon

HIGH SCHOOL:

First-team all-state as a senior ... two-time first-team all-league selection ... named the Offensive Player of the Year in the league as a junior ... threw for 6,687 yards and 76 touchdowns over his final two seasons ... completed 67 percent of his passes and threw for 3,360 yards and 36 touchdowns in 2011 ... was 24-2 as the starting quarterback and led his team to the 2011 state championship game ... also a first-team all-league basketball player and was named the league MVP as a junior.

PERSONAL:

The son of Jenny and Chris Miller ... father Chris was a NFL quarterback for the St. Louis Rams ... has one sibling, Jessie ... an education major.



69

BOBBY
MCCABE


OL • 6-5 • 280 • Freshman
Port Orange, Fla.
Spruce Creek

HIGH SCHOOL:

Was named to the all-district team and was a second-team all-area pick ... selected to play in the Central Florida all-star game ... a team captain ... received the team's Offensive Coaches Award and was the Offensive Lineman of the Year.

PERSONAL:

The son of Susie and Bill McCabe ... has two siblings, Allie and Kathleen ... a business major.



71

WYATT
MOHRMANN

OL • 6-3 • 292 • Freshman
Wright City, Mo.
Wright City

HIGH SCHOOL:

Third-team all-state selection ... also earned first-team all-area, first-team all-conference, and first-team all-district honors.

PERSONAL:

The son of Barb and Jeff Mohrmann ... has two siblings, Crystal and Josh ... an exercise science major.



68

CLINT
MERKA

OL • 6-3 • 290 • Freshman
Argyle, Texas
Argyle

HIGH SCHOOL:

First-team all-state as a senior ... also earned first-team all-area in 2011 ... unanimous first-team all-district during his junior and senior seasons ... helped his team reach the Class 3A State Championship game.

PERSONAL:

The son of Carol and Steve Merka ... has two siblings, Jordan and Cade ... an undeclared major.



BRENDAN
NORWINE


QB • 6-2 • 180 • Freshman
O'Fallon, Mo.
Christian

HIGH SCHOOL:

Two-time all-district selection ... two-time team MVP ... named his team's Offensive Player of the Year ... in two seasons at Christian, the first two in school history, he threw for 3,692 yards and 37 touchdowns ... also rushed for 813 yards and 12 touchdowns ... also was the team's placekicker ... three-year starter in basketball.

PERSONAL:

The son of Julie and Mike Norwine ... has two siblings, Jordan and Ryan ... a business major.



**PHIL
POSLEY**


LB · 6-1 · 220 · Freshman
St. Louis, Mo.
Parkway North

HIGH SCHOOL:

Three-time all-conference selection, including first-team honors during his junior and senior seasons ... three-year starter ... led Parkway North last season with 68 tackles and four sacks.

PERSONAL:

The son of Phyllis Posley ... a history major.



**JOE
STEVENS**

DE · 6-4 · 235 · Freshman
St. Louis, Mo.
Vianney

HIGH SCHOOL:

Attended Vianney High School in St. Louis, Mo.



**AARON
ROBINSON**

OL · 6-3 · 275 · Freshman
Fort Thomas, Ky.
Highlands

HIGH SCHOOL:

Member of the Highlands program which won five straight state championships from 2007-11 ... named the Northern Kentucky Offensive Lineman of the Year ... a KFCA All-Star ... named Mr. Highlands Football ... helped his team score 849 points and compile a 15-0 record during his senior season.

PERSONAL:

The son of Kathy and Mike Robinson ... a mathematics major.



**JUSTIN
TAYLOR**


DE · 6-1 · 250 · Freshman
Little Elm, Texas
Little Elm

HIGH SCHOOL:

Three-time all-district selection, including first-team honors as a senior ... first-team all-area ... a powerlifting regional qualifier.

PERSONAL:

The son of Stephanie and Emerson Taylor Jr. ... has two siblings, Derrick and Lindsey ... a biology and chemistry major.



**LUCAS
SANDHEINRICH**


OL · 6-4 · 275 · Freshman
Kirkwood, Mo.
Kirkwood

HIGH SCHOOL:

A second-team all-conference selection ... received the Ray Moss Sportsmanship Award ... helped his team advance to the State Championship game ... academic all-state ... also lettered in volleyball.

PERSONAL:

The son of Nancy and Joe Sandheinrich ... has one sibling, Emma ... an undeclared major.



**STERLING
THOMAS**

CB · 5-10 · 170 · Freshman
Tulsa, Okla.
Union

HIGH SCHOOL:

Honorable mention all-state selection ... first-team all-conference and all-district ... member of a Union program which won four straight state championships from 2008-11.

PERSONAL:

The son of Sharon and Mike Thomas ... has one sibling, Shelton ... a business major.



LU FOOTBALL

COACHES

LIONS

OPPONENTS

2011 REVIEW

HISTORY

LINDENWOOD





Opponents



MIAA



**LINCOLN UNIVERSITY
BLUE TIGERS**

**SEPTEMBER 1, 2012
2:00 P.M.
JEFFERSON CITY, MO.**

GENERAL INFORMATION

Location.....Jefferson City, Mo.
Enrollment.....3,400
Founded.....1866
Nickname.....Blue Tigers
Colors.....Navy and White
Conference.....MIAA
Stadium.....Dwight T. Reed
Surface.....Grass
Capacity.....6,000
President.....TBA
Athletics Director.....Betty Kemna
Office Phone.....573-681-5342

COACHING INFORMATION

Head Coach.....Mike Jones (Missouri)
Record at School.....1-10 (Second)
Career Record.....1-10 (Second)
Office Phone.....573-681-5961
Best Time to Reach Coach.....Contact SID
Assistant Coaches
Mark Frederick.....Assistant Head Coach
Damon Frenchers.....Defensive Coordinator
Tony Van Zant.....Runnings Backs
Dustin Washburn.....Offensive Line
Tony Broadnax.....Defensive Backs
Alfred Minor II.....Linebackers

PLAYER AND TEAM INFORMATION

2011 Record.....1-10
Conference Record/Finish.....0-9/10th
Offensive Formation.....Spread
Defensive Formation.....Multiple
Lettermen Returning/Lost.....30/42
Starters Returning/Lost.....6/8

SERIES HISTORY

All-Time Record.....0-0
Last Meeting.....First Meeting
Last Lindenwood Win.....N/A



DWIGHT T. REED STADIUM

2011 SCHEDULE/RESULTS

09/03 Avila W 35-3
09/10 at Washburn L 26-66
09/17 NW Missouri St. L 7-73
09/24 Missouri Southern L 14-56
10/01 Fort Hays State L 21-24
10/08 at Missouri Western L 20-81
10/15 at Pittsburgh State L 6-69
10/22 Emporia State L 23-52
10/29 Central Missouri L 6-49
11/5 at Truman State L 0-53
11/12 at Urbana L 14-69

2012 SCHEDULE

9/1 Lindenwood 2 p.m.
9/8 at Truman State 7 p.m.
9/15 Missouri Southern 2 p.m.
9/22 at Pittsburgh State 7 p.m.
9/29 at Emporia State 2 p.m.
10/6 Washburn 2 p.m.
10/13 Nebraska-Kearney 2 p.m.
10/20 at Fort Hays State 2:30 p.m.
10/27 Central Oklahoma 2 p.m.
11/3 at Northeastern State 2 p.m.
11/10 at Southwest Baptist 1 p.m.



Head Coach
Mike Jones



Top Offensive Player
Deon Brock



Top Defensive Player
Herman Hopson



SPORTS INFORMATION



Sports Information Director.....Dan Carr
Email.....carrd@lincoln.edu
Office Phone.....573-681-5343
Cell Phone.....573-418-0673
Fax.....N/A
Website.....www.lubluetigers.com

LU FOOTBALL

STAFF

LIONS

OPPONENTS

2011 REVIEW

HISTORY

LINDENWOOD





SOUTHWEST BAPTIST BEARCATS

SEPTEMBER 8, 2012
6:00 P.M.
ST. CHARLES, MO.

GENERAL INFORMATION

Location..... Bolivar, Mo.
Enrollment..... 3,600
Founded..... 1878
Nickname..... Bearcats
Colors..... Purple and White
Conference..... MIAA
Stadium..... Plaster Stadium
Surface..... Grass
Capacity..... 3,000
President..... Dr. C. Pat Taylor
Athletics Director..... Mike Pitts
Office Phone..... 417-328-1738

COACHING INFORMATION

Head Coach..... Keith Allen (Oklahoma)
Record at School..... 24-31 (6th Season)
Career Record..... Same
Office Phone..... 417-328-1798
Best Time to Reach Coach..... Contact SID
Assistant Coaches
Asst. Head Coach/ Defensive Line..... Tracy Hayworth
Off. Coordinator..... Robert Clardy
Def. Coordinator..... Zach Wilkerson
Defensive Backs..... Roosevelt Williams
Wide Receivers..... LaMarcus Windham
Offensive Line..... Jamal Powell
Running Backs..... Frank Halliburton
Asst. Defensive Line..... Steve Cole

PLAYER AND TEAM INFORMATION

2011 Record..... 6-5
Offensive Formation..... Spread
Defensive Formation..... 4-2-5
Starters Returning/Lost..... 15/7

SERIES HISTORY

All-Time Record..... N/A
Last Meeting..... First Meeting
Last Lindenwood Win..... N/A



PLASTER STADIUM

2011 SCHEDULE/RESULTS

09/03	at Bacone	W 28-19
09/10	Arkansas Tech	L 20-31
09/17	at Fort Hays State	W 30-28
09/24	at Saint Joseph's	W 21-19
10/01	Urbana	W 28-12
10/08	at William Jewell	W 35-0
10/15	at Central State	W 30-13
10/22	at Missouri Southern	L 28-68
10/29	Missouri Western	L 24-31
10/31	Emporia State	L 28-42
11/07	Truman State	L 8-24

2012 SCHEDULE

08/30	Truman State	6 p.m.
09/08	at Lindenwood	6 p.m.
09/15	Pittsburg State	1 p.m.
09/22	at Missouri Southern	1:30 p.m.
09/29	at Washburn	1:30 p.m.
10/06	Emporia State	2 p.m.
10/13	Fort Hays State	2:37 p.m.
10/20	at Nebraska-Kearney	1:30 p.m.
10/27	Northeastern State	1 p.m.
11/03	at Central Oklahoma	1 p.m.
11/10	Lincoln	1 p.m.



Head Coach
Keith Allen



Top Offensive Player
Dan Connors



Top Defensive Player
Chris Muhammad



SPORTS INFORMATION



Sports Information Director..... Jeff Weseloh
Email..... jweseloh@sbniv.edu
Office Phone..... 417-328-1799
Cell Phone..... 417-327-9637
Fax..... 417-328-1745
Website..... www.sbu Bearcats.com



LU FOOTBALL

STAFF

LIONS

OPPONENTS

2011 REVIEW

HISTORY

LINDENWOOD





**CENTRAL MISSOURI
MULES**

**SEPTEMBER 15, 2012
6:00 P.M.
ST. CHARLES, MO.**

GENERAL INFORMATION

Location.....Warrensburg, Mo.
Enrollment.....11,000
Founded.....1871
Nickname.....Mules
Colors.....Cardinal and Black
Conference.....MIAA
Stadium.....Audrey J. Walton Stadium
Surface.....Sprinturf
Capacity.....12,000
President.....Dr. Chuck Ambrose
Athletics Director.....Jerry Hughes
Office Phone.....660-543-4250

COACHING INFORMATION

Head Coach.....Jim Svoboda
Record at School.....19-7 (Third Season)
Career Record.....71-26 (Nine Seasons)
Office Phone.....660-543-8297
Best Time to Reach Coach.....Mornings
Assistant Coaches
Chuck Clemens.....Defensive Line
Matt Jeter.....Defensive Coordinator
Josh Lamberson.....Offensive Coordinator
Hank McClung.....Offensive Line
Kyle Westphal.....Special Teams Coordinator

PLAYER AND TEAM INFORMATION

2011 Record.....8-4
Conference Record/Finish.....6-3/5th
Offensive Formation.....Multiple Formation
Defensive Formation.....4-3
Lettermen Returning/Lost.....54/18
Starters Returning/Lost.....16/6

SERIES HISTORY

All-Time Record.....0-1
Last Meeting.....Nov. 5, 2011 UCM defeated LWU 47-28
Last Lindenwood Win.....N/A



WALTON STADIUM

2011 SCHEDULE/RESULTS

9/1 Missouri Southern W 42-24
9/10 at Missouri Western L 6-23
9/17 at Emporia State W 45-38
9/24 Truman State W 54-30
10/1 Arkansas Tech W 42-16
10/8 NW Mo. State L 20-38
10/15 at Fort Hays State W 35-7
10/22 Pittsburgh State L 17-38
10/29 at Lincoln (Mo) W 49-6
11/05 at Lindenwood W 47-28
11/12 at Washburn W 39-21
11/27 vs West Texas A&M L 7-26

2012 SCHEDULE

8/30 at Missouri Western 6 p.m.
9/8 Northwest Missouri 1:30 p.m.
9/15 at Lindenwood 6 p.m.
9/22 Truman State 1:30 p.m.
9/29 Missouri Southern 1:30 p.m.
10/6 at Pittsburg State 2 p.m.
10/13 Central Oklahoma 1:30 p.m.
10/20 at Northeastern State 2 p.m.
10/27 Nebraska-Kearney 1:30 p.m.
11/3 at Fort Hays State 2 p.m.



Head Coach
Jim Svoboda



Top Offensive Player
David Cannon



Top Defensive Player
Patrick Lewis



SPORTS INFORMATION



Sports Information Director.....Mike Knipper
Email.....knipper@ucmo.edu
Office Phone.....660-543-4312
Cell Phone.....660-422-2757
Fax.....660-543-8034
Website.....www.ucmo.edu/athletics



**GLENNVILLE STATE
PIONEERS**

**SEPTEMBER 21, 2012
6:00 P.M.
ST. CHARLES, MO.**

GENERAL INFORMATION

Location.....Glennville, W.V.
Enrollment.....1,900
Founded.....1872
Nickname.....Pioneers
Colors.....Blue and White
Conference.....WVIAC
Stadium.....I.L. & Sue Morris
Surface.....Turf
Capacity.....5,500
President.....Dr. Peter Barr
Athletics Director.....Janet Bailey
Office Phone.....304-462-6220

COACHING INFORMATION

Head Coach.....David Hutchison
Record at School.....5-6 (Second Season)
Career Record.....Same
Office Phone.....304-462-6230
Best Time to Reach Coach.....Mornings

Assistant Coaches


Alvah Hansbro.....Assistant Coach
Blake Tasker.....Defensive Coordinator
Eric Smith.....Offensive Coordinator
Dave McEntire.....Defensive Line
Dwayne Thompson.....Wide Receivers
Adam Adkins.....Strength and Conditioning

PLAYER AND TEAM INFORMATION

2011 Record.....5-6
Conference Record/Finish.....5-3/ T-4
Offensive Formation.....Spread
Defensive Formation.....4-3
Lettermen Returning/Lost.....25/26
Starters Returning/Lost.....13/9

SERIES HISTORY

All-Time Record.....N/A
Last Meeting.....First Meeting
Last Lindenwood Win.....N/A



I.L. & SUE MORRIS STADIUM

2011 SCHEDULE/RESULTS

9/1	Carson-Newman	L 20-45
9/10	at North Alabama	L 21-48
9/17	at Fairmont State	W 36-30
9/24	at UNC-Pembroke	L 34-42
10/1	West Liberty	W 41-14
10/8	Concord	W 14-3
10/15	at West Virginia State	W 30-23
10/22	West Virginia Wesleyan	L 37-50
10/29	at Charleston	L 36-46
11/05	Shepherd	L 20-37
11/12	at Seton Hill	W 63-44

2012 SCHEDULE

8/30	at Carson-Newman	7 p.m.
9/6	Fairmont State	7 p.m.
9/13	at UT Chattanooga	7 p.m.
9/21	at Lindenwood	7 p.m.
9/29	at West Liberty	1 p.m.
10/6	at Concord	1 p.m.
10/13	West Virginia State	1 p.m.
10/20	at West Virginia Wesleyan	1 p.m.
10/27	Charleston	1:30 p.m.
11/3	at Shepherd	12 p.m.
11/10	Seton Hill	1 p.m.



Head Coach
David Hutchison



Top Offensive Player
Mark Jackson



Top Defensive Player
James Washington



SPORTS INFORMATION



Sports Information Director.....Jonathan Griffin II
Email.....jonathan.griffin@glenville.edu
Office Phone.....304-462-6238
Cell Phone.....304-629-9455
Fax.....N/A
Website.....glenville.edu/athletics



IU FOOTBALL

STAFF

LIONS

OPPONENTS

2011 REVIEW

HISTORY

LINDENWOOD





**NEBRASKA AT KEARNEY
ANTELOPES**

**SEPTEMBER 29, 2012
1:30 P.M.
ST. CHARLES, MO.**

GENERAL INFORMATION

Location..... Kearney, Neb.
Enrollment.....6,500
Founded.....1905
Nickname.....Antelopes
Colors.....Royal Blue and Old Gold
Conference.....MIAA
Stadium.....Ron and Carol Cope Stadium
Surface.....Field Turf
Capacity.....5,500
President..... Doug Kristensen
Athletics Director.....Jon McBride
Office Phone.....308-865-8330

COACHING INFORMATION

Head Coach..... Darrell Morris (NW Missouri State)
Record at School.....92-39 (13th Year)
Career Record..... Same
Office Phone.....308-865-8033
Best Time to Reach Coach..... Morning (7-11:00 AM)

Assistant Coaches


Andy Siegal..... Offensive Coordinator
Bob Crocker..... Defensive Coordinator
Chad Bauder..... Inside Linebackers
Scott Hoffman..... Wide Receivers
Tom Everson..... Defensive Line

PLAYER AND TEAM INFORMATION

2011 Record.....10-2
Conference Record/Finish.....8-1/ 2nd
Offensive Formation.....Spread
Defensive Formation.....3-4
Lettermen Returning/Lost.....38/19
Starters Returning/Lost.....13/10

SERIES HISTORY

All-Time Record.....0-0
Last Meeting..... First Meeting
Last Lindenwood Win.....N/A



RON AND CAROL COPE STADIUM

2011 SCHEDULE/RESULTS

9/1 at Wayne State W 41-20
9/10 Northeastern State W 65-10
9/17 at Colorado Mesa W 52-10
9/24 Western State W 55-14
10/1 at Adams State W 37-14
10/8 Chadron State W 20-13
10/15 Colorado St.-Pueblo L 14-27
10/22 at N. M. Highlands W 38-14
10/29 Western New Mexico W 27-14
11/5 at Fort Lewis W 54-7
11/12 Colorado Mines W 45-21
11/26 Wayne State L 26-38

2012 SCHEDULE

8/30 at Washburn 6 p.m.
9/8 Emporia State TBD
9/15 at Mo. Western State 6 p.m.
9/22 NW Missouri State TBD
9/29 at Lindenwood 1:30 p.m.
10/6 Truman State TBD
10/13 at Lincoln 2 p.m.
10/20 Southwest Baptist TBD
10/27 at Central Missouri 1:30 p.m.
11/3 at S.D. School of Mines 3 p.m.
11/10 Fort Hays State TBD



Head Coach
Darrell Morris



Top Offensive Player
Tommy Flanagan



Top Defensive Player
Kellen Werner



SPORTS INFORMATION

Sports Information Director.....Peter Yazvac
Email..... yazvacpa@unk.edu
Office Phone.....308-865-8334
Cell Phone.....308-338-1617
Fax.....308-865-8832
Website..... www.lopers.com





FORT HAYS STATE TIGERS

OCTOBER 6, 2012
7:00 P.M.
HAYS, KAN.

GENERAL INFORMATION

Location.....Hays, Kan.
Enrollment.....9,000
Founded.....1902
Nickname.....Tigers
Colors.....Black and Gold
Conference.....MIAA
Stadium.....Lewis Field
Surface.....Poligras
Capacity.....6,362
President.....Dr. Edward Hammond
Athletics Director.....Curtis Hammeke
Office Phone.....785-628-4399

COACHING INFORMATION

Head Coach.....Chris Brown (Pittsburgh State)
Record at School.....4-7 (Second Season)
Career Record.....Same
Office Phone.....785-628-4399
Best Time to Reach Coach.....Mornings

Assistant Coaches

AJ McCray.....Wide Receivers
Justin Schreiber.....Offensive Coordinator
Cooper Harris.....Defensive Coordinator
Justin Iske.....Offensive Line
Zach Watkins.....Inside Linebackers
Ryan Allgood.....Tight Ends

PLAYER AND TEAM INFORMATION

2011 Record.....4-7
Conference Record/Finish.....3-6/T-6th
Offensive Formation.....Pro Style
Defensive Formation.....4-2-5
Lettermen Returning/Lost.....32/19
Starters Returning.....15

SERIES HISTORY

All-Time Record.....0-0
Last Meeting.....First Meeting
Last Lindenwood Win.....N/A



2011 SCHEDULE/RESULTS

9/1	Emporia State	W 27-17
9/10	at Truman State	L 31-36
9/17	Southwest Baptist	L 28-30
9/24	at NW Missouri State	L 17-70
10/1	at Lincoln	W 24-21
10/8	Pittsburg State	L 17-38
10/15	Central Missouri	L 7-35
10/22	at Central Oklahoma	W 38-21
10/29	at Washburn	L 20-45
11/5	Missouri Southern	W 29-14
11/12	Missouri Western0	L 17-55

2012 SCHEDULE

8/30	at Emporia State	7 p.m.
9/8	Washburn	7 p.m.
9/15	at NW Missouri State	1 p.m.
9/22	Missouri Western	7 p.m.
9/29	at Truman State	1 p.m.
10/6	Lindenwood	7 p.m.
10/13	at Southwest Baptist	2:30 p.m.
10/20	Lincoln	2:30 p.m.
10/27	at S.D. School of Mines	1 p.m.
11/3	Central Missouri	2 p.m.
11/10	at Nebraska- Kearney	2 p.m.



Head Coach
Chris Brown



Top Offensive Player
Anthony Sheppard



Top Defensive Player
Layton Hickel



SPORTS INFORMATION



Sports Information Director.....Ryan Prickett
Email.....rprickett@fhsu.edu
Office Phone.....785-628-5903
Cell Phone.....785-635-0434
Fax.....785-628-4383
Website.....www.fhsuathletics.com

- LU FOOTBALL
- STAFF
- LIONS
- OPPONENTS
- 2011 REVIEW
- HISTORY
- LINDENWOOD





**EMPORIA STATE
HORNETS**

**OCTOBER 13, 2012
2:00 P.M.
EMPORIA STATE, KAN.**

GENERAL INFORMATION

Location..... Emporia, Kan.
Enrollment..... 6,258
Founded..... 1863
Nickname..... Hornets
Colors..... Old Gold and Black
Conference..... MIAA
Stadium..... Jones Field, at Welch Stadium
Surface..... Super Turf
Capacity..... 7,000
President..... Dr. Michael Shonrock
Athletics Director..... Kent Weiser
Office Phone..... 620-341-5354

COACHING INFORMATION

Head Coach..... Garin Higgins (Emporia State)
Record at School..... 19-35 (Five seasons)
Career Record..... 70-44 (10 seasons)
Office Phone..... 620-341-5504
Best Time to Reach Coach..... Mornings

Assistant Coaches


Matt Walter..... Offensive Coordinator
Oscar Rodriguez..... Defensive Coordinator
Matt Martin..... Wide Receivers
Mike LoPorto..... Defensive Line
Bryan Nardo..... Linebackers
Eric Burrow..... Cornerbacks

PLAYER AND TEAM INFORMATION

2011 Record..... 5-6
Conference Record/Finish..... 3-6, 6th
Offensive Formation..... Spread
Defensive Formation..... 3-4
Lettermen Returning/Lost..... 34/18
Starters Returning/Lost..... 21/11

SERIES HISTORY

All-Time Record..... 0-0
Last Meeting..... First Meeting
Last Lindenwood Win..... N/A



2011 SCHEDULE/RESULTS

9/1 at Fort Hays L 17-27
9/10 at Pittsburg State L 14-38
9/17 Central Missouri L 38-45
9/24 Langston W 35-7
10/01 Washburn L 17-31
10/08 Missouri Southern W 31-24
10/15 Missouri Western L 16-22
10/22 at Lincoln W 52-23
10/29 Truman W 52-18
11/05 at Southwest Baptist W 42-28
11/12 at Northwest Missouri L 21-62

2012 SCHEDULE

8/30 Fort Hays 7 p.m.
9/8 at Nebraska-Kearney 1:30 p.m.
9/15 Central Oklahoma 1 p.m.
9/22 at Northeastern State 6 p.m.
9/29 Lincoln 2 p.m.
10/6 at Southwest Baptist 1 p.m.
10/13 Lindenwood 2 p.m.
10/20 at Truman 2 p.m.
10/25 Missouri Western 6 p.m.
11/3 at Northwest Mo. 2 p.m.
11/10 at Washburn 1 p.m.

LU FOOTBALL

STAFF

LIONS

OPPONENTS

2011 REVIEW

HISTORY

LINDENWOOD



Head Coach
Garrin Higgins



Top Offensive Player
Tyler Eckenrode



Top Defensive Player
Jahmil Taylor



SPORTS INFORMATION



Sports Information Director..... Don Weast
Email..... dweast@emporia.edu
Office Phone..... 620-341-5526
Cell Phone..... 620-344-6190
Fax..... 620-341-5808
Website..... esuhornets.com





WASHBURN ICHABODS

OCTOBER 20, 2012
1:30 P.M.
ST. CHARLES, MO.

GENERAL INFORMATION

Location.....Topeka, Kan.
Enrollment.....7,200
Founded.....1865
Nickname.....Ichabods
Colors.....Yale Blue and White
Conference.....MIAA
Stadium.....Yager Stadium
Surface.....Sportex Field
Capacity.....7,200
President.....Dr. Jerry Farley
Athletics Director.....Loren Ferre
Office Phone.....785-670-1135

COACHING INFORMATION

Head Coach.....Craig Schurig
Record at School.....72-44 (10th seasons)
Career Record.....Same
Office Phone.....785-670-1340
Best Time to Reach Coach.....10 am - Noon

Assistant Coaches

Rob Robinson.....Offensive Coordinator
Brock Luke.....Defensive Coordinator
David Trupp.....Defensive Line
Eric Eisenbarth.....Offensive Line
Josh Osborn.....Wide Receivers
Jeff Schwinn.....Secondary

PLAYER AND TEAM INFORMATION

2011 Record.....10-3
Conference Record/Finish.....7-2/T2nd
Offensive Formation.....West Coach-Pro Set
Defensive Formation.....4-4
Lettermen Returning/Lost.....44/13
Starters Returning/Lost.....18/8

SERIES HISTORY

All-Time Record.....0-0
Last Meeting.....First Meeting
Last Lindenwood Win.....N/A



2011 SCHEDULE/RESULTS

9/1	at Sioux Falls	W 33-17
9/8	Lincoln	W 66-26
9/17	at Missouri Southern	W 30-14
9/24	Missouri Western	W 40-21
10/1	at Emporia State	W 31-17
10/8	at Truman	W 42-14
10/15	Central Oklahoma	W 48-3
10/22	at Northwest Mo.	L 28-52
10/29	Fort Hays State	W 45-20
11/5	at Pittsburg State	W 43-25
11/12	Central Missouri	L 21-39
11/19	Abilene Christian	W 52-49
11/26	at Pittsburg State	L 22-31

2012 SCHEDULE

8/30	Nebraska at Kearney	6 p.m.
9/8	at Fort Hays Stat	7 p.m.
9/15	Northeastern State	6 p.m.
9/22	Central Oklahoma	6 p.m.
9/29	Southwest Baptist	1 p.m.
10/6	at Lincoln	2 p.m.
10/13	Truman State	1 p.m.
10/20	at Lindenwood	1:30 p.m.
10/27	Northwest Mo. State	1 p.m.
11/3	Missouri Western	1:30 p.m.
11/10	Emporia State	1 p.m.



Head Coach
Craig Schurig



Top Offensive Player
Dejuan Beard



Top Defensive Player
Jahmil Taylor



SPORTS INFORMATION

Sports Information Director.....Gene Cassell
Email.....gene.cassell@washburn.edu
Office Phone.....785-670-1791
Cell Phone.....785-969-7577
Fax.....785-670-1091
Website.....www.wusports.com

LU FOOTBALL

STAFF

LIONS

OPPONENTS

2011 REVIEW

HISTORY

LINDENWOOD





**MISSOURI SOUTHERN
LIONS**

**OCTOBER 27, 2012
2:37 P.M.
ST. CAHRLES, MO.**

GENERAL INFORMATION

Location.....Joplin, Mo.
Enrollment.....5,740
Founded.....1937
Nickname.....Lions
Colors.....Green and Gold
Conference.....MIAA
Stadium.....Fred G. Hughes
Surface.....Artificial Turf
Capacity.....7,000
President.....Dr. Bruce W. Speck
Athletics Director.....Jared Bruggeman
Office Phone.....417-625-9317

COACHING INFORMATION

Head Coach.....Daryl Daye
Record at School.....0-0 (First Season)
Career Record.....17-38 (Sixth Season)
Office Phone.....417-625-9358
Best Time to Reach Coach.....Mornings

Assistant Coaches

Jay Thomas.....Defensive Coordinator
Bob Howell.....Offensive Coordinator
Kevin Carey.....Offensive Line
Dustin Gisclair.....Linebackers
Rashad Watson.....Defensive Backs
Jake Landoll.....Defensive Line

PLAYER AND TEAM INFORMATION

2011 Record.....3-7
Conference Record/Finish.....2-7/8th
Offensive Formation.....Triple Option
Defensive Formation.....4-3
Lettermen Returning/Lost.....35/24
Starters Returning/Lost.....17/9

SERIES HISTORY

All-Time Record.....0-0
Last Meeting.....First Meeting
Last Lindenwood Win.....N/A



2011 SCHEDULE/RESULTS

9/01 at Central Missouri L 24-42
9/17 Washburn L 14-30
9/24 Lincoln W 56-14
10/1 Missouri Western L 23-3
10/8 at Emporia State L 24-31
10/15 Truman State W 24-17
10/22 Southwest Baptist W 68-28
10/29 NW Missouri State L 21-52
11/5 at Fort Hays State L 14-29
11/12 at Pittsburg State L 28-51

2012 SCHEDULE

8/30 at Central Oklahoma 7 p.m.
9/8 Northeastern St. 6 p.m.
9/15 at Lincoln 2 p.m.
9/22 Southwest Baptist 6 p.m.
9/29 at Central Missouri 1:30 p.m.
10/6 South Dakota Mines 2 p.m.
10/13 at Mo. Western State 1:30 p.m.
10/20 Northwest Mo. State 2 p.m.
10/27 at Lindenwood 2:37 p.m.
11/3 Truman 3 p.m.
11/10 Pittsburg State 2 p.m.

LU FOOTBALL

STAFF

LIONS

OPPONENTS

2011 REVIEW

HISTORY

LINDENWOOD



Head Coach
Daryl Daye



Top Offensive Player
Landon Zerfel



Top Defensive Player
Brandon Williams



SPORTS INFORMATION



Sports Information Director.....Justin Maskus
Email.....maskus-j@mssu.edu
Office Phone.....417-625-9359
Cell Phone.....417-499-7899
Fax.....417-625-9397
Website.....www.mssulions.com





PITTSBURGH STATE GORILLAS

NOVEMBER 3, 2012
2:00 P.M.
PITTSBURGH, KAN.

GENERAL INFORMATION

Location..... Pittsburgh, Kan.
Enrollment.....7,277
Founded.....1903
Nickname.....Gorillas
Colors.....Crimson and Gold
Conference.....MIAA
Stadium.....Carnie Smith Stadium
Surface.....MondoTurf
Capacity.....7,950
President.....Dr. Steve Scott
Athletics Director.....Jim Johnson
Office Phone.....620-235-4510

COACHING INFORMATION

Head Coach..... Tim Beck (Pittsburgh State)
Record at School.....19-7 (Two Seasons)
Career Record..... Same
Office Phone.....620-235-4662
Best Time to Reach Coach..... Mornings

Assistant Coaches

Dave Wiemers.....Defensive Coordinator
Steve Rampy.....Offensive Coordinator
Lance Oullen.....Defensive Secondary
Ryan Hellwig.....Defensive Line
Neal Philpot.....Wide Receivers
John Pierce.....Running Backs

PLAYER AND TEAM INFORMATION

2011 Record.....13-1
Conference Record/Finish.....8-1/1st
Offensive Formation.....Multiple/Option
Defensive Formation.....4-25
Lettermen Returning/Lost.....45/21
Starters Returning/Lost.....12/12

SERIES HISTORY

All-Time Record.....0-0
Last Meeting.....First Meeting
Last Lindenwood Win.....N/A



2011 SCHEDULE/RESULTS

9/01	at Missouri Western	W 34-7
9/10	Emporia State	W 38-14
9/17	at Truman	W 27-26
9/24	William Jewell	W 49-7
10/01	NW Missouri State	W 38-35
10/08	at Fort Hays State	W 38-17
10/15	Lincoln	W 69-6
10/22	at Central Missouri	W 38-17
11/05	Wasburn	L 25-43
11/12	Missouri Southern	W 51-28
11/26	Washburn	W 31-22
12/03	NW Missouri State	W 41-16
12/10	Delta State	W 49-23
12/17	Wayne State	W 35-21

2012 SCHEDULE

8/30	at Northeastern State	6 p.m.
9/8	Central Oklahoma	6:07 p.m.
9/15	at Southwest Baptist	1 p.m.
9/22	Lincoln	7 p.m.
10/6	Central Missouri	2 p.m.
10/13	NW Missouri State	2 p.m.
10/20	Missouri Western	2 p.m.
10/27	at Truman	1 p.m.
11/3	Lindenwood	2 p.m.
11/10	at Missouri Southern	2 p.m.



Head Coach
Tim Beck



Top Offensive Player
John Brown



Top Defensive Player
Nate Dreiling



SPORTS INFORMATION

Sports Information Director.....Dan Wilkes
Email.....dwilkes@pittstate.edu
Office Phone.....620-235-4147
Cell Phone.....620-249-5430
Fax.....620-235-4149
Website.....pittstategorillas.com



IU FOOTBALL

STAFF

LIONS

OPPONENTS

2011 REVIEW

HISTORY

LINDENWOOD





**TRUMAN STATE
BULLDOGS**

**NOVEMBER 10, 2012
1:00 P.M.
KIRKSVILLE, MO.**

GENERAL INFORMATION

Location.....Kirksville, Mo.
Enrollment.....6,000
Founded.....1867
Nickname.....Bulldogs
Colors.....Purple and White
Conference.....MIAA
Stadium.....Stokes Stadium
Surface.....Astro-Turf Gameday Grass 3D
Capacity.....4,000
President.....Dr. Troy Paino
Athletics Director.....Jerry Wollmering
Office Phone.....660-785-4236

COACHING INFORMATION

Head Coach.....Gregg Nesbitt (Truman State)
Record at School.....8-14 (Third Season)
Career Record.....Same
Office Phone.....660-785-4549
Best Time to Reach Coach.....Mornings/ Tues.-Thur.
Assistant Coaches
Jay Davis.....Offensive Coordinator
Kellen Nesbitt.....Defensive Coordinator
Jed Paulsen.....Offensive Line
Andy Ball.....Defensive Line
Thomas Kearney.....Wide Receiver
Troy Williams.....Defensive Back
John Thomas.....Running Backs

PLAYER AND TEAM INFORMATION

2011 Record.....4-7
Conference Record/Finish.....2-7
Offensive Formation.....Pro Set
Defensive Formation.....4-2
Lettermen Returning/Lost.....59/12
Starters Returning/Lost.....18/9

SERIES HISTORY

All-Time Record.....0-0
Last Meeting.....First Meeting
Last Lindenwood Win.....N/A



2011 SCHEDULE/RESULTS

9/1 Northwest Mo. State L 3-65
9/10 Fort Hays State W 34-31
9/17 Pittsburgh State L 26-27
9/24 at Central Missouri L 30-54
10/1 at McKendree W 25-10
10/8 Washburn L 14-42
10/15 at Missouri Southern L 17-24
10/22 at Missouri Western L 7-45
10/29 at Emporia State L 18-52
11/5 Lincoln W 53-0
11/12 at Southwest Baptist W 24-8

2012 SCHEDULE

8/30 at Southwest Baptist 6 p.m.
9/8 Lincoln 7 p.m.
9/15 Northwest Okla. State 7 p.m.
9/20 at Central Missouri TBD
9/29 Fort Hays State 1 p.m.
10/6 at Nebraska-Kearney TBD
10/13 at Washburn 1 p.m.
10/20 Emporia State TBD
10/27 Pittsburgh State 1 p.m.
11/3 at Missouri Southern 3 p.m.
11/10 Lindenwood 1 p.m.



Head Coach
Gregg Nesbitt



Top Offensive Player
Conrad Schottel



Top Defensive Player
Richie Schumaker



SPORTS INFORMATION



Sports Information Director.....Kevin White
Email.....kwhite@truman.edu
Office Phone.....660-785-4276
Cell Phone.....660-341-9227
Fax.....660-785-4276
Website.....www.trumanbulldogs.com



School	Week 1	Week 2	Week 3	Week 4	Week 5	Week 6	Week 7	Week 8	Week 9	Week 10	Week 11
											Open
								Open			
							Open				
					Open						

Thursday, Aug. 30 or Saturday, Sept. 1
 UCM @ MWSU6 p.m.
 MSSU @ UCO7 p.m.
 FHSU @ ESU7 p.m.
 LWU @ LU2 p.m.
 UNK @ WU6 p.m.
 East Central @ NWMSU7 p.m.
 PSU @ NSU6 p.m.
 TSU @ SBU6 p.m.

Saturday, September 8
 NWMSU @ UCM 1:30 p.m.
 UCO @ PSU7 p.m.
 ESU @ UNKTBA
 WU @ FHSU7 p.m.
 LU @ TSU7 p.m.
 SBU @ LWU 6 p.m.
 NSU @ MSSU6 p.m.
 MWSU @ William Jewell6 p.m.

Saturday, September 15
 UCM @ LWU6 p.m.
 UCO @ ESU1 p.m.
 FHSU @ NWMSU1 p.m.
 MSSU @ LU2 p.m.
 UNK @ MWSU6 p.m.
 Northwest Okla. @ TSU7 p.m.
 NSU @ WU6 p.m.
 PSU @ SBU1 p.m.

Saturday, September 22
 TSU @ UCM1:30 p.m.
 WU @ UCO6 p.m.
 ESU @ NSU6 p.m.
 MWSU @ FHSU7 p.m.
 LU @ PSU7 p.m.
 Glenville State @ LWU7 p.m.
 SBU @ MSSU6 p.m.
 NWMSU @ UNKTBA

Saturday, September 29
 MSSU @ UCM 1:30 p.m.
 UCO @ MWSU6 p.m.
 LU @ ESU2 p.m.
 FHSU @ TSU1 p.m.
 UNK @ LWU 1:30 p.m.
 NSU @ NWMSU 2:30 p.m.
 SBU @ WU 1:30 p.m.

Saturday, October 6
 UCM @ PSU2 p.m.
 NWMSU @ UCO1 p.m.
 ESU @ SBU2 p.m.
 LWU @ FHSU7 p.m.
 WU @ LU2 p.m.
 S.D. School of Mines @ MSSU2 p.m.
 MWSU @ NSU2 p.m.
 TSU @ UNKTBA

Saturday, October 13
 UCO @ UCM 1:30 p.m.
 LWU @ ESU2 p.m.
 FHSU @ SBU1 p.m.
 UNK @ LU2 p.m.
 MSSU @ MWSU 1:30 p.m.
 PSU @ NWMSU2 p.m.
 TSU @ WU1 p.m.

Saturday, October 20
 UCM @ NSU2 p.m.
 ESU @ TSU2 p.m.
 LU @ FHSU7 p.m.
 WU @ LWUTBA
 NWMSU @ MSSU2 p.m.
 MWSU @ PSU2 p.m.
 SBU @ UNKTBA

Saturday, October 27
 UNK @ UCM 1:30 p.m.
 UCO @ LU2 p.m.
 MWSU @ ESU1 p.m.
 FHSU @ S.D. School of Mines1 p.m.
 MSSU @ LWU 1:30 p.m.
 NSU @ SBU1 p.m.
 NWMSU @ WU1 p.m.
 PSU @ TSU1 p.m.

Saturday, November 3
 UCM @ FHSU2 p.m.
 SBU @ UCO1 p.m.
 ESU @ NWMSU2 p.m.
 LU @ NSU2 p.m.
 LWU @ PSU2 p.m.
 TSU @ MSSU3 p.m.
 WU @ MWSU 1:30 p.m.
 UNK @ S.D. School of Mines TBA

Saturday, November 10
 NSU @ UCO1 p.m.
 ESU @ WUTBA
 FHSU @ UNK2 p.m.
 LU @ SBU1 p.m.
 LWU @ TSU1 p.m.
 PSU @ MSSU2 p.m.
 MWSU @ NWMSU1 p.m.

KEY: UCM=Central Missouri; UCO=Central Oklahoma; ESU= Emporia State; FHSU=Fort Hays State; LU=Lincoln; LWU=Lindenwood; MSSU=Missouri Southern; MWSU=Missouri Western; UNK=Nebraska- Kearney; NSU=Northwestern State; NWMSU=Northwest Missouri; PSU=Pittsburg State; SBU=Southwest Baptist; TSU=Truman; WU=Washburn.

LU FOOTBALL

STAFF

LIONS

OPPONENTS

2011 REVIEW

HISTORY

LINDENWOOD





THE MID-AMERICA INTERCOLLEGIATE ATHLETICS ASSOCIATION



The Mid-America Intercollegiate Athletics Association, a 15-member conference (beginning in 2012-13) of NCAA Division II institutions in Missouri, Kansas, and Nebraska, was first organized in 1912 as the Missouri Intercollegiate Athletic Association.

Over the past 100 years, the MIAA has gained the reputation of being one of the top NCAA Division II conferences in the nation. MIAA student-athletes have won 15 NCAA team championships and, since 1964, more than 160 individual national titles. The MIAA currently conducts championships in eight sports for men and nine for women.

For the men, champions are crowned in football, cross country, basketball, indoor and outdoor track & field, baseball, tennis and golf. The women compete for titles in volleyball, cross country, soccer, basketball, indoor and outdoor track & field, softball, golf and tennis.

The MIAA turned a new page on July 1, 1992, when the NCAA Division II conference changed its name from the Missouri Intercollegiate Athletic Association to the Mid-America Intercollegiate Athletics Association.

The decision to make the change originated in 1989, when Pittsburg State University and Washburn University became the first schools outside the state of Missouri to gain membership in the MIAA.

The conference was first organized in 1912 with 14 member institutions. Of those original members, the University of Central Missouri, Truman State University, and Northwest Missouri State University still remain a part of the MIAA.

The first change in membership came in 1924, when the MIAA reorganized to include only the five regional Missouri state colleges: Central, Truman (at the time known as Northeast Missouri State), Northwest, Southeast Missouri State University, and Southwest Missouri State University (now Missouri State).

Over the next 56 years, three schools joined the membership: the Missouri School of Mines (later the University of Missouri-Rolla) in 1935, Lincoln University in 1970, and the University of Missouri-St. Louis in 1980.

The 1980s brought the biggest changes in the conference. In 1981, Southwest Missouri State University opted to move to NCAA Division I and the MIAA appointed its first full-time commissioner, Ken Jones, in July.

He would be in the position for 16 years, retiring in 1997. Former Gulf South and Metro commissioner Ralph McFillen succeeded Jones, serving 10 years before his retirement in 2007. Jim Johnson succeeded McFillen in July of that year and served as commissioner until September of 2010. Dr. Bob Boerigter succeeded Johnson in September 2010.

Southwest Baptist University brought membership back to eight schools in 1986, before the major expansion of the conference in 1989. Pittsburg State, Washburn, Missouri Southern State College (now University), and Missouri Western State College (now University) formerly members of the Central States Intercollegiate Conference began competition in the 1989-90 season.

Southeast Missouri State left the MIAA following the 1990-91 season to move on to NCAA Division I, and was replaced by Emporia State University in the 1991-92 season.

In August 1991, Judy Willson was hired as the MIAA's first full-time sports information director. She left in 1994, and was succeeded by Matt Newbery, formerly the assistant sports information director at Pittsburg State. He became the assistant to the commissioner for media relations in 2005. Kellen Coleman replaced Newbery in 2009 as the Director of Communications. A third full-time staff member was added in 2005, as former Emporia State track and field athlete Natasha Oakes was hired as the assistant to the commissioner for compliance. She became the Assistant Commissioner for Compliance and Internal Operations/SWA before being succeeded by Renee Hultgren in 2010. The current MIAA Assistant Commissioner for Compliance and Internal Operations/SWA, Amber Feldman, replaced Hultgren in 2011. Larry House joined the staff in August 2007 as coordinator of external affairs and is now the assistant commissioner for championships and business development.

The current membership of the MIAA is at 11 schools, with the departure of Missouri-St. Louis in 1996 and Missouri-Rolla in 2005, the forfeiture of membership by Lincoln in 1999, the addition of Fort Hays State University in 2006 and the University of Nebraska Omaha in 2008, the re-joining of Lincoln in 2010, and the departure of Nebraska Omaha in 2011.

On July 29, 2010, the MIAA CEO Council voted to extend invitations to the University of Central Oklahoma and Northeastern State University to become members of the league, and on September 24, 2010, it voted to extend invitations to the University of Nebraska-Kearney and Lindenwood University to become conference institutions, beginning in 2012-13.



Dr. Bob Boerigter
Commissioner



Larry House
Assistant
Commissioner for
Championships
and Business
Development



Amber Feldman
Assistant
Commissioner for
Compliance and
Internal
Operations





Central Oklahoma Bronchos
Location: Edmond, Okla.
Enrollment: 17,101
First Year in the MIAA: 2012



Central Missouri Mules
Location: Warrensburg, Mo.
Enrollment: 11,000
First Year in the MIAA: 1912



Emporia State Hornets
Location: Emporia, Kan.
Enrollment: 6,528
First Year in the MIAA: 1991



Fort Hays Stae Tigers
Location: Fort Hays, Kan.
Enrollment: 12,802
First Year in the MIAA: 2006



Lincoln Blue Tigers
Location: Jefferson City, Mo.
Enrollment: 3,200
First Year in the MIAA: 1970



Missouri Southern Lions
Location: Joplin, Mo.
Enrollment: 5,740
First Year in the MIAA: 1989



Missouri Western State Griffins
Location: St. Joseph's, Mo.
Enrollment: 6,134
First Year in the MIAA: 1989



Northeastern State River Hawks
Location: Tahlequah, Okla.
Enrollment: 6,964
First Year in the MIAA: 2012



Northwest Missouri State Bearcats
Location: Maryville, Mo.
Enrollment: 7,200
First Year in the MIAA: 1912



Pittsburgh State Gorillas
Location: Pittsburgh, Kan.
Enrollment: 7,277
First Year in the MIAA: 1989



Southwest Baptist Bearcats
Bolivar, Mo.
Enrollment: 3,400
First Year in the MIAA: 1986



Truman State Bulldogs
Location: Kirksville, Mo.
Enrollment: 6,000
First Year in the MIAA: 1912



Nebraska Kearney Lopers
Location: Kearney, Neb.
Enrollment: 5,104
First Year in the MIAA: 2012



Washburn Ichabods
Location: Topeka, Kan.
Enrollment: 7,200
First Year in the MIAA: 1989

2011-12 MIAA STANDINGS AND CHAMPIONS

FOOTBALL

School	MIAA	Overall
Pittsburg St.	8-1	13-1
Northwest Mo. St.	7-2	11-3
Washburn	7-2	10-3
Mo. Western St.	7-2	9-3
Central Mo.	6-3	8-4
Emporia St.	3-6	5-6
Fort Hays St.	3-6	4-7
Truman	2-7	4-7
Mo. Southern St.	2-7	3-7
Lincoln (Mo.)	0-9	1-9

BASEBALL

School	MIAA	Overall
Central Mo.	34-4	44-7
Mo. Western St.	26-12	34-17
Mo. Southern St.	23-17	32-19
Washburn	22-18	27-24
Emporia St.	20-18	26-22
Fort Hays St.	20-19	29-24
Northwest Mo. St.	17-23	18-32
Pittsburg St.	16-22	20-28
Southwest Baptist	14-24	20-28-1
Truman	13-25	16-32
Lincoln (Mo.)	8-31	8-40

MEN'S BASKETBALL

School	MIAA	Overall
Northwest Mo. St.	15-5	22-7
Washburn	15-5	25-8
Central Mo.	15-5	19-8
Mo. Southern St.	14-6	22-8
Fort Hays St.	12-8	19-9
Southwest Baptist	11-9	18-12
Pittsburg St.	10-10	17-14
Emporia St.	5-15	9-18
Truman	5-15	8-20
Mo. Western St.	4-16	9-17
Lincoln (Mo.)	4-16	4-22

MEN'S BASKETBALL

School	MIAA	Overall
Northwest Mo. St.	15-5	22-7
Washburn	15-5	25-8
Central Mo.	15-5	19-8
Mo. Southern St.	14-6	22-8
Fort Hays St.	12-8	19-9
Southwest Baptist	11-9	18-12
Pittsburg St.	10-10	17-14
Emporia St.	5-15	9-18
Truman	5-15	8-20
Mo. Western St.	4-16	9-17
Lincoln (Mo.)	4-16	4-22

MEN'S BASKETBALL

School	MIAA	Overall
Washburn	18-2	29-5
Pittsburg St.	17-3	27-6
Emporia St.	14-6	23-9
Central Mo.	13-7	20-9
Fort Hays St.	12-8	20-9
Truman	11-9	17-10
Lincoln (Mo.)	8-12	15-13
Mo. Western St.	5-15	7-20
Southwest Baptist	4-16	9-17
Mo. Southern St.	4-16	8-18
Northwest Mo. St.	4-16	6-22

FOOTBALL

School	MIAA	Overall
Central Mo.	8-0	19-2
Truman	7-1	11-6-2
Mo. Southern St.	6-2	9-10-1
Northwest Mo. St.	5-3	10-7-2
Emporia St.	2-5-1	3-10-5
Southwest Baptist	2-5-1	4-12-2
Fort Hays St.	2-6	6-11-1
Washburn	1-5-2	1-14-3
Mo. Western St.	1-7	4-10

WOMEN'S BASKETBALL

School	MIAA	Overall
Emporia St.	20-0	42-11
Mo. Western St.	18-2	42-13
Fort Hays St.	13-7	31-19
Pittsburg St.	11-9	29-28
Central Mo.	9-11	27-30
Washburn	9-11	19-24
Northwest Mo. St.	7-13	20-31
Truman	6-14	23-28
Southwest Baptist	6-14	16-30
Lincoln (Mo.)	6-14	15-36
Mo. Southern St.	5-15	16-35

MEN'S BASKETBALL

School	MIAA	Overall
Washburn	17-1	32-3
Central Mo.	17-1	30-5
Emporia St.	13-5	21-10
Truman	9-9	20-14
Northwest Mo. St.	8-10	14-17
Mo. Western St.	7-11	14-17
Pittsburg St.	6-12	9-22
Fort Hays St.	5-13	17-16
Southwest Baptist	5-13	12-21
Mo. Southern St.	3-15	5-25

WOMEN'S CROSS COUNTRY

Pittsburgh State

MEN'S CROSS COUNTRY

Central Missouri

MEN'S GOLF

Central Missouri

MEN'S TENNIS

Northwest Missouri State

MEN'S TRACK

Pittsburgh State

WOMEN'S TRACK

Lincoln

WOMEN'S GOLF

Fort Hays State

WOMEN'S TENNIS

Southwest Baptist

LU FOOTBALL

STAFF

LIONS

OPPONENTS

2011 REVIEW

HISTORY

LINDENWOOD



2011 MIAA FOOTBALL SEASON

The 2011 MIAA season was another season in which the eventual national champion came from the conference. This season it was the Pittsburgh State Gorillas. The Gorillas finished the season with an overall record of 13-1 and a conference mark of 8-1.

The national champ's only loss of the season came early in the season when it fell to the Washburn Ichabods. Northwest Missouri State finished in a three-way tie in second place with Washburn and Missouri Western, who all finished 7-2 in conference play.

Central Missouri finished in fifth with a record of 6-3 and Emporia State and Fort Hays State finished tied for sixth. Truman and Missouri Southern both finished with a record of 2-7 while Lincoln placed ninth after an 0-9 season.

Four MIAA schools competed in the NCAA Division II National Championship. Northwest Missouri State, Missouri Western, Washburn, and Pittsburgh state all competed in the postseason. Northwest Missouri State beat Missouri Western in the opening round 35-29 and Washburn beat Abilene Christian 52-49. The second round saw Northwest upset Midwestern State in overtime 38-31.

Pitt State avenged its only loss of the regular season when it beat Washburn 31-22. The quarterfinals pitted Northwest Missouri State against Pitt State. The Gorillas throttled the Bearcats and won 41-16 and kept the momentum going into the semifinals.

In the final game before the championship contest, Pitt State beat Delta State 49-23. The last game of the 2011 season was a win for the Gorillas against Wayne State 35-21.

2011 Football Standings

School	MIAA	Overall
Pittsburg St.	8-1	13-1
Northwest Mo. St.	7-2	11-3
Washburn	7-2	10-3
Mo. Western St.	7-2	9-3
Central Mo.	6-3	8-4
Emporia St.	3-6	5-6
Fort Hays St.	3-6	4-7
Truman	2-7	4-7
Mo. Southern St.	2-7	3-7
Lincoln (Mo.)	0-9	1-9



2011 MIAA ALL-CONFERENCE TEAM AND AWARDS



Offensive Player of the Year
Dane Simoneau, QB
Washburn



Defensive Player of the Year
Nate Dreiling, LB
Pittsburg State



Specials Teams Player of the Year
Greg Zuerlein, PK
Missouri Western



Freshman of the Year
Bryce Enyard, DB
Northwest Missouri State



Coach of the Year
Tim Beck
Pittsburg State

First Team All-Conference Offense

- QB: Dane Simoneau, Sr., Washburn
- RB: Michael Hill, Jr., Missouri Western
- RB: Justin Cooper, Sr., Washburn
- WR: Landon Zerkel, Jr., Missouri Southern
- WR: Jamar Howard, Sr., Central Missouri
- TE: David Cannon, Jr., Central Missouri
- OL: Macon Allan, Jr., Missouri Western
- OL: Cody Johnson, Sr., Northwest Missouri
- OL: Brian Folkerts, Sr., Washburn
- OL: Logan Freeman, Jr., Central Missouri
- OL: Ian Saxton, Sr., Missouri Southern
- K: Greg Zuerlein, Sr., Missouri Western
- KR/PR: John Brown, So., Pittsburg State

First Team All-Conference Defense

- DL: Brandon Williams, Jr., Missouri Southern
- DL: Josh Lorenson, Sr., Northwest Missouri
- DL: David Bass, Jr., Missouri Western
- DL: Gus Toca, Jr., Pittsburg State
- LB: Chad Kilgore, Sr., Northwest Missouri
- LB: Nate Dreiling, So., Pittsburg State
- LB: Alex Whitehill, Sr., Fort Hays State
- DB: Marlon Douglas, Sr., Central Missouri
- DB: Derek Lohmann, Jr., Emporia State
- DB: Elijah Olabode, Sr., Pittsburg State
- DB: Shane Simpson, Jr., Missouri Western
- P: Ethan Kosjer, Sr., Fort Hays State



SCORING OFFENSE			TOTAL OFFENSE							
	Pts.	Avg./G		Rush	Pass	Plays	Yards	Avg./P	TD	Avg./G
1. Northwest Missouri	681	48.6	1. Northwest Missouri	3182	3749	961	6931	7.2	85	495.1
2. Pittsburg State	563	40.2	2. Washburn	1955	4305	969	6260	6.5	65	481.5
3. Washburn	502	38.6	3. Pittsburg State	3612	2667	985	6279	6.4	60	448.5
4. Missouri Western	426	35.5	4. Central Missouri	1485	3858	840	5343	6.4	52	445.2
5. Central Missouri	403	33.6	5. Emporia State	2124	2678	841	4802	5.7	44	436.5
6. Emporia State	335	30.5	6. Missouri Southern	1769	2370	766	4139	5.4	38	413.9
7. Missouri Southern	296	29.6	7. Missouri Western	2887	1807	828	4694	5.7	44	391.2
8. Fort Hays State	255	23.2	8. Truman	1389	2422	766	3811	5.0	27	346.5
9. Truman	253	23.0	9. Fort Hays State	2081	1701	713	3782	5.3	32	343.8
10. Lincoln	172	15.6	10. Lincoln	1341	1853	834	3194	3.8	22	290.4

SCORING DEFENSE			TOTAL DEFENSE							
	Points	Avg./G		Rush	Pass	Plays	Yards	Avg./P	TD	Avg./G
1. Pittsburg State	282	20.1	1. Pittsburg State	1626	2699	938	4325	4.6	30	308.9
2. Missouri Western	251	20.9	2. Northwest Missouri	2007	2943	1009	4950	4.9	35	353.6
3. Northwest Missouri	24	23.1	3. Missouri Western	1673	2573	866	4246	4.9	30	353.8
4. Central Missouri	295	24.6	4. Missouri Southern	1275	2346	697	3621	5.2	38	362.1
5. Washburn	327	25.2	5. Washburn	1821	3115	961	4936	5.1	42	379.7
6. Emporia State	325	29.5	6. Central Missouri	2346	2600	874	4946	5.7	36	412.2
7. Truman	358	32.5	7. Emporia State	1847	2689	812	4536	5.6	40	412.4
8. Missouri Southern	329	32.9	8. Truman	2188	2703	810	4891	6.0	44	444.6
9. Fort Hays State	82	34.7	9. Fort Hays State	2519	2679	860	5198	6.0	47	472.5
10. Lincoln	595	54.1	10. Lincoln	3151	2408	716	5559	7.8	73	505.4

RUSHING						
	Att.	Yards	Avg.	TD	Long	Avg./G
1. Hill, Michael-MWSU	265	1305	4.9	8	48	108.8
2. Franklin, J.-NWMSU	202	1332	6.6	24	92	95.1
3. Cooper, Justin-WU	241	1172	4.9	17	74	90.2
4. Smith, Andre-FHSU	177	963	5.4	5	83	87.5
5. Dickey, Zac-PSU	210	1165	5.5	10	44	83.2
6. Simmons, J.-NWMSU	140	957	6.8	14	43	68.4
7. Smith, Edward-FHSU	136	748	5.5	6	74	68.0
8. Sumpter, Steven-MSSU	151	679	4.5	7	65	67.9
9. Wilson, Briceton-PSU	180	857	4.8	7	44	61.2
10. Page, LaDarrian-ESU	95	624	6.6	6	50	56.7

PASSING											
	Comp	Att.	Int	Yards	Avg.	TD	Long				
1. Corwin, Tommy-UCM	293	479	18	61.2	3798	34	316.5				
2. Simoneau, Dane-WU	280	482	12	58.1	4089	38	314.5				
3. Eckenrode, Tyler-ESU	229	368	9	62.2	2580	18	234.5				
4. Clark, J.B.-TSU	166	329	13	50.5	2038	13	203.8				
5. Howard, Collin-MSSU	186	299	10	62.2	2010	15	201.0				
6. Dickey, Zac-PSU	149	248	11	60.1	2290	17	163.6				
7. Adams, T.-NWMSU	152	248	11	61.3	2202	21	157.3				
8. Redmond, Robert-LU	140	249	14	56.2	1278	6	142.0				
9. Partridge, T.-MWSU	150	277	11	54.2	1697	17	141.4				
10. Sheppard, Anthon-FHSU	79	136	6	58.1	889	6	98.8				

SCORING DEFENSE		
	Points	Avg./G
1. Pittsburg State	282	20.1
2. Missouri Western	251	20.9
3. Northwest Missouri	24	23.1
4. Central Missouri	295	24.6
5. Washburn	327	25.2
6. Emporia State	325	29.5
7. Truman	358	32.5
8. Missouri Southern	329	32.9
9. Fort Hays State	82	34.7
10. Lincoln	595	54.1

RECEIVING					
	Rec.	Yds.	TD	Long	Avg./G
1. Zerke, Landon-MSSU	77	1047	6	92	104.7
2. Howard, Jamar-UCM	71	1199	13	71	99.9
3. Brown, John-PSU	61	1216	12	78	86.9
4. Garner, Ronnell-WU	52	985	8	72	82.1
5. Beard, DeJuan-WU	62	1029	15	58	79.2
6. Brown, Anthony-TSU	61	861	6	58	78.3
7. Gregory, C.-LU	71	791	5	65	71.9
8. Cannon, David-UCM	60	810	9	46	67.5
9. Dyer, Taylor-UCM	46	733	5	57	61.1
10. Richardson, S-ESU	37	644	9	69	58.5

TACKLES					
	Solo	Ast.	Total	Avg./G	Sacks
1. Whitehill, Alex-FHSU	58	106	164	14.9	0.5
2. Schumacher, R.-TSU	66	64	130	11.8	1.0
3. Dreiling, Nate-PSU	51	88	139	9.9	3.0
4. Curran, Casey-WU	53	66	119	9.2	0.0
5. Kilgore, C.-NWMSU	56	67	123	8.8	2.5
6. Rogers, Brian-MSSU	53	34	87	8.7	1.0
7. Lewis, Patrick-UCM	51	53	104	8.7	0.0
8. Taylor, Jahmil-WU	55	57	112	8.6	4.0
9. Whitche, Kyle-TSU	51	38	89	8.1	0.0
10. Allison, Korey-FHSU	41	48	89	8.1	0.5

LU FOOTBALL

STAFF

LIONS

OPPONENTS

2011 REVIEW

HISTORY

LINDENWOOD



MIAA FOOTBALL TEAM RECORDS

TEAM RECORDS

SCORING

Most Points Scored
 Game: 94 MSU vs. SBU, 9/24/27
 Season: 837 Pittsburg St., 2004
 Highest Scoring Average
 Season: 55.8 Pittsburg State, 2004
 Most Touchdowns Scored
 Game: 15 MSU vs. SBU, 9/24/27
 Season: 116 Pittsburg St., 2004
 Most Conversions Made Kicking
 Game: 13 PSU vs. Mo. S&T, 9/25/04
 Season: 109 Pittsburg St., 2004
 Most 2-Point Conversions Made
 Game: 5 ESU vs. Mo. S&T, 11/8/97
 Season: 13 Emporia State, 1997
 Most Field Goals Made
 Game: 6 UCM vs. SEMSU, 11/2/85
 Season: 28 Missouri Western, 2011

FIRST DOWNS

Most Total First Downs
 Game: 41 SBU vs. TSU, 10/6/07
 Season: 429 Pittsburg State, 2004

TOTAL OFFENSE

Most Total Offensive Plays
 Game: 126 SBU vs. TSU, 10/6/07
 Season: 1,077 Northwest Missouri, 1999
 Yards Total Offense
 Game: 809 PSU vs. Mo. S&T, 9/25/04
 Season: 8976 Pittsburg State, 2004

RUSHING

Most Rushing Attempts
 Game: 87 PSU vs. UCM, 10/14/89
 Season: 941 Pittsburg St., 1991
 Most Yards Gained Rushing
 Game: 627 NWMSU vs. ESU, 11/7/92
 Season: 5320 Pittsburg State, 2004
 Highest Average Per Carry (min. 25/game)
 Game: 12.2 PSU vs. WU, 10/2/04
 Season: 7.3 Pittsburg State, 2004
 Most Touchdowns Rushing
 Game: 9 WU vs. Lincoln (Mo.), 9-9-00
 Season: 68 Pittsburg State, 2004

PASSING

Most Pass Attempts
 Game: 76 ESU vs. FHSU, 9/2/95;
 Season: 678 Central Missouri, 2010
 Highest Average Per Attempt
 Season: 10.69 Pittsburg State, 2004
 Most Pass Completions
 Game: 47 Mo. S&T vs. MWSU, 11/15/03
 Season: 451 Central Missouri, 2010
 Highest Average Per Completion
 Season: 21.2 Northwest Missouri, 1992
 Highest Completion Percentage
 Season: 71.3 Central Missouri, 2005
 Most Yards Gained Passing
 Game: 547 Central Mo. at Ill. State (10)
 Season: 5,311 Central Mo., 2010
 Most Touchdowns Passing
 Game: 7 PSU vs. Okla. Panhandle, (06)
 Season: 47 Central Missouri, 2010

PUNTING

Most Punts
 Game: 14 SBU vs. UCM, 96; SBU vs. PSU, 97
 Season: 98 Lincoln, 1981
 Highest Punting Average
 Season: 45.7 Southwest Mo. St., 1965

PUNT RETURNS

Most Punt Returns
 Game: 11 UCM vs. Mo. S&T, 10/22/83
 Season: 63 Pittsburg State, 1995
 Highest Average Punt Return (min. 2/game)
 Season: 20.3 Northwest Missouri, 1966
 Most Punt Returns for Touchdowns
 Game: 2 UCM vs. TSU, 9/17/05
 Season: 5 Pittsburg State, 2011

KICKOFF RETURNS

Most Kickoff Returns
 Game: 12 SBU vs. MWSU, 96;
 SBU vs. TSU, 00;
 TSU vs. PSU, 04
 Season: 72 Southwest Baptist, 2000
 Highest Average Kickoff Return (min. 3/game)
 Season: 26.4 Missouri Western, 2010
 Most Kickoff Returns for Touchdowns
 Game: 2 TSU vs. PSU, 11/2/02;
 FHSU at Western State, 8/29/09
 Season: 2 Pittsburg State, 2011

FUMBLES

Most Fumbles
 Game: 11 Mo. S&T vs. NWMSU, 10/29/55
 SBU vs. MSSU, 9/30/00
 Season: 54 Northwest Missouri, 1988
 Most Fumbles Lost
 Game: 8 SBU vs. MSSU, 9/30/00
 Season: 34 Southwest Baptist, 2000
 Fewest Fumbles
 Season: 7 Truman, 1997
 Fewest Fumbles Lost
 Season: 3 Truman, 1997

PENALTIES

Most Penalties
 Game: 19 UCM vs. Quincy (Ill.), 8/28/99
 Season: 136 Northwest Missouri, 2004
 Most Yards Penalized
 Game: 185 UCM vs. Eastern Illinois,
 10/4/69
 Season: 1146 Northwest Missouri, 2004
 Fewest Penalties
 Game: 0 Several Times
 Season: 36 Missouri-Rolla, 1990

TOTAL DEFENSE

Most Plays by an Opponent
 Game: 126 TSU vs. SBU, 10/6/07
 Season: 1,056 Northwest Missouri, 2007
 Fewest Total Yards Allowed
 Game: 10 PSU vs. Bacone (Okla.), 9/8/01
 Season: 1715 Missouri-Rolla, 1949
 Fewest First Downs Allowed
 Game: 1 PSU vs. WU, 10/28/89
 Season: 99 Missouri-Rolla, 1956
 Most Opponent Fumbles Recovered
 Game: 8 MSSU vs. SBU, 9/30/00
 Season: 23 Mo. S&T, 1978; MWSU 1997
 Most Punts Blocked
 Game: 3 SBU vs. NWMSU, 9/16/95
 Season: 7 Northwest Missouri, 2006
 Most Field Goals Blocked
 Game: 2 PSU vs. Friends, 9/7/91;
 MWSU vs. PSU, 9/20/08
 Season: 5 Northwest Missouri, 1989

RUSHING DEFENSE

Fewest Rushing Attempts Allowed
 Game: 11 TSU vs. Minn. St.-Mankato, 8/06
 Season: 294 Missouri-Rolla, 1949
 Fewest Rushing Yards Allowed
 Game: -74 NWMSU vs. SBU, 9/29/07
 Season: 346 Missouri-Rolla, 1980

Fewest Rushing Touchdowns Allowed
 Season: 1 Northwest Missouri, 1931
 Fewest Rushing First Downs Allowed
 Game: 0 UCM vs. LU, 10/31/81;
 Season: 33 Missouri-Rolla, 1980

PASSING DEFENSE

Fewest Passing Attempts Allowed
 Game: 1 Mo. S&T vs. NWMSU, 10/13/90
 Season: 94 Missouri-Rolla, 1955
 Fewest Passing Completions Allowed
 Game: 0 five times, most recently:
 MWSU vs. PSU, 9/22/01
 Season: 30 Missouri-Rolla, 1951
 Fewest Passing Yards Allowed
 Game: 0 five times, most recently:
 MWSU vs. PSU, 9/22/01
 Season: 456 Missouri-Rolla, 1951
 Fewest Passing Touchdowns Allowed
 Season: 0 Northwest Missouri, 1931

INTERCEPTIONS

Most Interceptions
 Game: 8 three times, most recently:
 Season: 35 Missouri-Rolla, 1978
 Most Interceptions Returned for Touchdowns
 Game: 2 PSU vs. Bacone (Okla.), 9/8/01
 Season: 5 Washburn, 2007

SCORING DEFENSE

Fewest Points Allowed
 Season: 6 Northwest Missouri, 1931
 Lowest Opponent Scoring Average
 Season: 0.7 Northwest Missouri, 1931
 Most Shutouts
 Season: 8 Northwest Missouri, 1931

FREQUENCIES

Most Victories
 Season: 15 Northwest Missouri, 1998
 Most Defeats
 Season: 11 NWMSU, 78 ,94; LU, 76 & 81;
 Mo. S&T 98,99, 02, 03; SBU 07
 Most 300-plus Rushing Games
 Season: 12 Pittsburg State, 2004
 Most 300-plus Passing Games
 Season: 11 Central Missouri, 2010

CONSECUTIVES

Most Consecutive Victories
 27 Truman, 1931-35
 Most Consecutive Games Without A Defeat
 27 Truman, 1931-35 (27-0-0)
 Most Consecutive Defeats
 31 Missouri-Rolla, 2001-03
 Most Consecutive Games Without Being Shutout
 240 Central Missouri, 9/21/91 to
 present
 Most Consecutive Shutouts Posted
 7 Northwest Missouri, 1931
 Most Consecutive Games Without a Tie
 333 Truman, 10/14/78 to present
 Most Consecutive Conference Wins
 49 Northwest Missouri, 11/5/05 to
 10/1/11
 Most Conference Games Without a Defeat
 49 Northwest Missouri, 11/5/05 to
 10/1/11
 Most Consecutive Winning Seasons
 20 Pittsburg State, 1989-2009
 Most Consecutive Games Scoring 40-plus Points
 10 Pittsburg State, 8/26 to 10/30/04
 Most Consecutive Games, 300-plus Rushing
 9 Pittsburg State, 9/4 to 10/30/04
 Most Consecutive Games, 300-plus Passing
 7 Truman, 10/19/85 to 9/6/86

LU FOOTBALL

STAFF

LIONS

OPPONENTS

2011 REVIEW

HISTORY

LINDENWOOD



MIAA FOOTBALL INDIVIDUAL RECORDS

MISCELLANEOUS

- Longest Field Goal
61 Mike Wood, SEMSU vs. LU, 11/15/75
- Longest Punt
88 Mike Miletich, TSU vs. UCM, 10/22/88
- Longest Pass Completion
99 Dennis Gile to Todd Devoe, UCM vs. Minnesota-Duluth, 12/1/01;
Mark Smith to Bryan Pray, PSU vs. MSSU, 9/26/06
- Longest Rushing Play
99 LaRon Council, NWMSU vs. UCM, 10/11/08
- Longest Interception Return
100 Bruce Johnson, LU (72); Travis Lee, ESU (07); Nate Bruto, MWSU (09)
- Longest Punt Return
97 Frank Ricchi, Mo. S&T (49)
- Longest Kickoff Return
100 16 times, most recently:
John Brown, PSU vs. Washburn, (11)
- Longest Fumble Return
100 Robert Spinks, MSSU (04)

SINGLE-GAME RUSHING

- 379, Ronald Moore, PSU, 12/5/92
- 361, Brian Shay, ESU, 10/5/96
- 321, Albert Bland, MSSU, 10/29/94
- 311, Tyler Paul, ESU 10/4/03
- 309, Germaine Race, PSU 11/11/06
- 309, Xavier Omon, NWMSU 12/1/07

SINGLE-SEASON RUSHING

- 2585, Ronald Moore, PSU 1992
- 2337, Xavier Omon, NWMSU 2007
- 2265, Brian Shay, ESU 1998
- 2213, Germaine Race, PSU 2004
- 2140, Jarrett Anderson, TSU 1996

CAREER RUSHING

- 7073, Xavier Omon, NWMSU 2004-07
- 6985, Germaine Race, PSU 2003-06
- 6958, Brian Shay, ESU 1995-98
- 6313, Jarrett Anderson, TSU 1993-96
- 5776, Ronald Moore, PSU 1989-92

SINGLE-GAME PASSING

- 493, Matt Ticich, TSU, 9/8/07
Eric Czerniewski, UCM, 9/2/10
- 479, Jake Czeschin, TSU, 10/23/04
- 477, Eric Czerniewski, UCM, 11/27/105. 473,
John McMenamin, NWMSU, 10/27/01
Evan Gray, Mo. S&T, 11/15/03

SINGLE-SEASON PASSING

- 5207, Eric Czerniewski, UCM 2010
- 4145, Blake Bolles, NWMSU 2009U 2011
- 4076, Chris Greisen, NWMSU 1998
- 3846, Blake Bolles, NWMSU 2010

CAREER PASSING

- 12,847, Eric Czerniewski, UCM 2006-10
- 11,291, Dane Simoneau, WU 2008-11
- 10,691, Drew Newhart, MWSU 2007-10
- 10,025, Kasey Waterman, MWSU 1998-2001
- 9,097, Eric Howe, TSU 1998-2001

SINGLE-GAME RECEIVING

- 254, Rod Smith, MSSU, 10/19/91
- 248, Mike Berentes, TSU, 11/7/72
- 238, Terren Adams, MWSU 11/16/91
- 238, Kendall Fisher, PSU, 10/10/09
- 231, Sam Sissom, WU, 8/27/05

SINGLE-SEASON RECEIVING

- 1559, Jake Soy, NWMSU 2009
- 1546, Joe Hastings, WU 2010
- 1495, Ronnie West, PSU 1991
- 1458, Jamorris Warren, UCM 2010
- 1439, Rod Smith, MSSU 1991

CAREER RECEIVING

- 4497, Jamaica Rector, NWMSU 2001-04
- 3890, Tony Miles, NWMSU 1997-2000
- 3687, Jake Soy, NWMSU 2008-2011
- 3458, Andrew Blakley, TSU 1999-2002
- 3288, Sam Sissom, WU 2002-06

SINGLE-GAME TOTAL OFFENSE

	Total	Pass	Rush
1. Josh Chapman, MSSU (02)	533	337	196
2. Matt Ticich, TSU (07)	516	493	23
3. Eric Czerniewski, UCM (10)	500	493	7
4. Josh Chapman, MSSU (02)	492	246	246
5. Brandon Landry, Mo. S&T (04)	485	449	36

SINGLE-SEASON TOTAL OFFENSE

	Total	Pass	Rush
1. Eric Czerniewski, UCM (10)	5203	5207	-4
2. Blake Bolles, NWMSU (09)	4258	4145	113
3. Chris Greisen, NWMSU (98)	4151	4076	75
4. Blake Bolles, NWMSU (10)	4094	3846	248
5. Dane Simoneau, WU (11)	4062	4089	-27

CAREER TOTAL OFFENSE

	Total	Pass	Rush
1. Eric Czerniewski, UCM, 06-10*	12,978	12,847	131
2. Dane Simoneau, WU 07-11	11,148	11,291	-143
3. Drew Newhart, MWSU 07-10	10,594	10,691	-97
4. Neal Philpot, PSU 01-04	10,168	5831	4337
5. Kasey Waterman, MWSU 98-01	10,056	10,025	31

SINGLE-GAME SCORING

- 46, Brian Shay, ESU vs. Mo. Sci. & Tech., 11-8-97
- 37, Louis Stark, MSU vs. SBU, 9-24-27
- 36, Jarrett Anderson, TSU vs. ESU, 11-9-96
- 34, Dale Mills, TSU vs. Mo. Sci. & Tech., 11-12-60
- 32, Ronald Moore, PSU 11/28/92
Ronald Moore, PSU 12/5/92
Brian Shay, ESU 10/5/96

SINGLE-SEASON SCORING

- 254, Ronald Moore, PSU 1992
- 228, Xavier Omon, NWMSU 2007
- 216, LaRon Council, NWMSU 2008
- 198, Brian Shay, ESU 1997
Germaine Race, PSU 2005

CAREER TACKLES

- 489, Marti Rave, TSU 1975-77
- 473, Zach Watkins, WU 2006-09
- 470, Chris Brown, PSU 1992-95
- 459, Grant Gould, WU 2002-05
- 456, Robert Newhart, MWSU 1979-82

SINGLE-SEASON TACKLES

- 226, Dennis O'Hagen, MSU 1980
- 186, John Harvey, MSU 1979
- 172, B.J. McGivern, PSU 1995
- 166, Shane McBride, ESU 1997
- 165, Dave Svehla, NWMSU 1989

CAREER INTERCEPTIONS

- 29, Bill Grantham, MST 1977-80
- 25, Edwin Lane, MST 1966-69
- 22, Fletcher Terrell, WU 2003-06
Ron Collier, UCM 1968-71
Pierre Thomas, MWSU 2000-03

SINGLE-SEASON INTERCEPTIONS

- 14, Pierre Thomas, MWSU 2003
- 11, Gary Evans, TSU 1975
Bill Grantham, S&T 1978
Greg Maack, UCM 1982
- 10, Mike Rivers, NWMSU 1983

SINGLE-SEASON SACKS

- 23.0, Troy Wilson, PSU 1991
- 15.5, Kevin Patterson, SBU 1986
- 15.0, Eric McDowell, MWSU 2003
- 14.5, David Bass, MWSU 2011
- 14.0, Milt Sanderman, UCM 1984
Ben Peterson, PSU 1998

SINGLE-SEASON PASS BREAK UPS

- 16, Freddy Thompson, TSU 1983
Travis Stepps, PSU 2001
Justin Walter, TSU 2001
- 15, Fletcher Terrell, WU 2003
Fletcher Terrell, WU 2004





2011 Season Review



2011 SEASON IN REVIEW

The 2011 season was a season full of question marks for the Lindenwood Lion football team. Who was going to take over at quarterback for Philip Staback? How was the new defensive coordinator going to fit in? Was the offensive line going to be good enough? Could Denodus O'Bryant continue to be one of the best players in the country? Most importantly, could the Lions compete with the level of competition they would be playing against?

A lot of the questions were answered in the first week of the season. Lindenwood travelled to Greeley, Colo. to take on NCAA Division I FCS, Northern Colorado. It looked like at the start of the game that Northern Colorado was going to be much better than the Lions.

The Bears drove right down the field and scored the first points of the game after going on a 12 play 65-yard drive that resulted in a touchdown. But the Lions were able to cut back into the lead with a pair of James Neal field goals. After Northern Colorado scored to extend the lead 14-6, Lindenwood scored its first touchdown on the year to make the score, 14-13.

Neither team was able to score in the third quarter, but to start the fourth, the Lions took their first lead of the game. O'Bryant scored on a 71 yard touchdown pass from new quarterback John Uribe to give the underdogs a 19-14 lead.

Just two minutes later, the Bears cut their deficit to just two via a 35- yard field goal. Trailing by just two, Northern Colorado looked to take control of the game with a field goal with just over a minute to play in the contest.

Now down by a point, Lindenwood did not give in to the Bears. With 59 seconds left in the game, the Lions drove down to the Northern Colorado four yard line. After Lindenwood centered the ball in the middle of the field, Neal lined up to kick the game-winning field goal.

What happened next was that the Lions pulled off one of the biggest wins in school history and a major upset.

Lindenwood compiled 447 yards compared to the Bears 263. Therman McGowan and O'Bryant led the team in rushing with 74 and 70 yards respectively. In his first start in center, Uribe threw for 294 yards

and one touchdown. O'Bryant led the team in receiving yards with 97 and a score.

After a big win, the Lions would return home to Hunter Stadium for their home opener against a familiar foe. The Graceland Yellowjackets, of the HAAC conference, was Lindenwood's next opponent.

It was a quick start for the Lions. Lindenwood scored 27 points in the first quarter to take a 27-0 lead. The second quarter was much less exciting. The only scoring for either team was a touchdown scored by Ty Munnerlyn. The home team held a 34-0 lead at the halftime break.

Mike Bunton was the first to get in the end zone in the second half after a 48 yard punt return.

Graceland was finally able to break the shutout with a 24-yard field goal. The final quarter

was once again all Lindenwood. The Lions added 26 points to their total and rolled to a 67-10 victory. The Lindenwood defense was absolutely dominate in the contest. Graceland compiled -7 yards rushing and just 108 through the air.

Uribe had a good game under center for the second straight week. He completed over 50 percent of his passes for 232 yards and two touchdowns. Andrew Helmick caught a touchdown pass and Bunton led the team with 57 yards receiving.

The second game of a two-game home stand saw Saint Joseph's come to St. Charles. For the second straight game, Lindenwood scored at least 20 points in the first quarter. The Lions scored on their first three out of four possessions to take a 20-0 lead. Justin Broome added to the Lindenwood lead in the second quarter with a 94 yard interception return.

As he did a week before Bunton returned a punt for a score, this time it was for 90 yards. Saint Joseph's finally got on the scoreboard in the third quarter with a pair of touchdowns. Lindenwood closed out the contest with 14 points in the final quarter to start the season 3-0 for the third straight season.

Week four saw the Lions take on their second NCAA Division I FCS team of the season. This time Lindenwood travelled to Vermillion, S.D. to take in the South Dakota Coyotes. Unfortunately, for the Lions this time was not as successful. The Coyotes scored 13 points in the first half and 17 in the second half to roll to a 30-0 win.

South Dakota's defense was too much for the Lindenwood offense. The Lions totaled only 147 yards of total offense, which included -10 yards rushing. Uribe was sacked seven times against the much bigger Coyotes front four.

The middle game of three straight road games saw Lindenwood take on an NCAA Division II school, the University of Missouri Science and Technology.

The first half of the game was frustrating for the visitors. The Lions offense drove up and down the field but had no points to show for it. Missouri S&T took advantage of some turnovers and held a 19-0 lead heading into the locker room.

Lindenwood finally got on the scoreboard in the third quarter when McGowan scored on a 20-yard run to cut the lead to 19-6. Both teams struggled the rest of the quarter to move the ball, but with just under 10 minutes to play in the final quarter the Lions scored to cut the lead to six. Lindenwood had a chance to win, but a crucial turnover late in the game gave Missouri S&T the win.

After losing two games in a row for the first time since 2007 the Lions tried to break the skid in a tough environment at Texas A&M-Kingsville.

The first 15 minutes was all Lindenwood, in which it scored the first 20 points of the game. The Javelinas did not go down quietly though. Kingsville scored three straight touchdowns to close out the first half to take the lead into the locker room.

After losing its lead, Lindenwood took all but 90 seconds to regain the lead in the third quarter. Helmick scored on a 31 yard pass from Uribe to take the lead. The Lions added to the lead when Bunton scored on his third punt return of the year which gave the visitors a 34-21 lead.

The Javelinas answered the Bunton score just one minute later with a 38 yard run. The lead was down to six for Lindenwood but once again Helmick scored to stretch the lead back up to 13. Kingsville was able to score a touchdown late, but the Lions defense held onto the lead.

The Javelinas outgained Lindenwood 506-301. Even though the defense gave up a ton of yards it forced Kingsville into three turnovers. McGowan had his best game of the year rushing with 90 yards and also caught two passes for 102 yards. Uribe threw for over 250 yards with three touchdown passes to Helmick.

With the two-game skid snapped, the Lions made their way back home to Hunter Stadium for the start of a four-game home stand. The first game was the school's homecoming game against Kansas Wesleyan.



LU FOOTBALL

COACHES

LIONS

OPPONENTS

2011 REVIEW

HISTORY

LINDENWOOD





At the end of the first quarter Lindenwood was up just 10-6. The next 15 minutes was an offensive onslaught by the Lions. They scored 34 second quarter points to head into the break with a 44-9 lead.

The offensive outbreak continued in the third quarter with 17 more points to give the home team a 61-16 lead. There was no points scored in the fourth quarter and Lindenwood won its fifth straight homecoming game.

The offense piled up over 500 total yards, including 226 on the ground and just under 300 through the air. Gary Wilson led the team on the ground with 94 yards and a score. Helmick had another 100 yard receiving game and scored three touchdowns.

Up next for the Lions was a game against Azusa Pacific, who came into the game with a 6-1 record. The opening quarter saw both teams kick field goals, then both teams traded touchdowns. With the contest tied at 10, Lindenwood was able to score with just 12 seconds to go in the half to take a 17-10 lead.

Lindenwood led 24-10 after a touchdown by Alex Robinson early in the third quarter. Azusa Pacific scored 21 unanswered points though, capped off by a touchdown run with 6:39 remaining in the game.

The Cougars forced a three-and-out on Lindenwood's next possession, but punter Morris Kesseloff kicked a 51-yard punt that forced Azusa Pacific back to its six-yard line. Azusa Pacific did not pick up a first down and was forced to punt. McGowan fielded the punt at Azusa Pacific's 44-yard line and tied the game at 31 with a punt return touchdown.

Azusa Pacific went three-and-out again on its next possession, and Lindenwood took over with a minute remaining on its 13-yard line. On

the second play of the drive, Uribe rolled out right and found Helmick wide open down the field. Helmick caught the pass near midfield and went untouched for the winning score.

The third straight home game saw the Lions take on another old foe, Culver-Stockton. Since the opening kick of the contest it was all Lindenwood. After scoring 90 points against the Wildcats the previous season, the Lions put 70 on the scoreboard in 2011. The running game compiled over 300 yards rushing and 433 total yards.

Freshman Marvin Byrd had a breakout game with 119 yards rushing and two touchdowns. Tim Celestine led the team in receiving with 50 yards and a score.

The final home game of the season was against future MIAA opponent, Central Missouri. On the first possession of the game, O'Bryant broke free for an 84 yard touchdown scamper to give the home team a quick 7-0 lead.

After holding the Mules to a field goal on their first possession, Helmick put together a big kickoff return to set the team up near midfield. Five plays later, Lindenwood scored on a five-yard pass Uribe to Terance Jackson.

The Lions forced a fumble in the red zone on the Mules' next possession, but the rest of the game was almost all Central Missouri. The Lions picked up just three more first downs offensively in the first half, and the Mules scored two touchdowns and kicked a field goal to lead 19-14 at halftime.

In the third quarter, Central Missouri put the game away by outscoring Lindenwood 28-7. Lindenwood added seven more points in the fourth quarter when Helmick had a great catch after getting one-on-one coverage with his defender, and he reached the ball across the goal line for a 44-yard touchdown strike.

O'Bryant led Lindenwood with 179 yards rushing on just 11 carries. Helmick continued his already stellar season with another 147 yards and a score. The Lions ended the home portion of the schedule with a loss but had another great record at home.

Lindenwood ended the season on the road in Edmond, Okla., against Central Oklahoma. The Lions scored 28 unanswered points in the first 30 plus minutes. Central Oklahoma was able to get in the endzone twice but the Lions offense continued to put points on the board winning the contest 48-14.

McGowan rushed for 100 yards rushing and Byrd had 61 on the ground. David Ortega started under center for Lindenwood had two touchdown passes.

With a season that had a lot of question marks, had a lot of questions answered. The Lions were able to compete with the stiffer competition going 1-1 against NCAA Division I schools and 2-2 against NCAA Division II schools.



LU FOOTBALL

COACHES

LIONS

OPPONENTS

2011 REVIEW

HISTORY

LINDENWOOD





LINDENWOOD 22, NORTHERN COLORADO 20
SEPT. 3 - GREELEY, COLO.
NOTTINGHAM FIELD



James Neal kicked a 21-yard field goal as time expired in the game to give Lindenwood its biggest regular season victory in program history. The Lions knocked off NCAA Division I FCS Northern Colorado by a 22-20 margin.

Northern Colorado took a 20-19 lead with 1:10 remaining in the game when Dave Eden kicked a 25-yard field goal. Lindenwood came right back, sparked by a 44-yard kickoff return by Andrew Helmick. John Uribe completed five-of-five passes for 46 yards in the final drive. The biggest was a 28-yard pass that Helmick acrobatically caught at the two-yard line. After a two-yard loss on a running play, Lindenwood called timeout and Neal kicked his third field goal of the game.

Northern Colorado scored a touchdown on its first possession after going 12 plays and 65 yards, and scoring on an eight-yard pass from Seth Lobato to David Deans. Lindenwood had two long drives early in the game but had to settle for Neal field goals on both. After a Lions' fumble early in the second quarter, the Bears had to go just 36 yards to take a 14-6 lead. Lindenwood finally got in the endzone with 9:23 left in the second quarter on a Therman McGowan one-yard run.

After a scoreless third quarter, the Lions took their first lead of the game at 19-14 with 11:14 remaining in the fourth quarter. Uribe completed a short pass up the middle to Denodus O'Bryant, and O'Bryant outran everyone for a 71-yard touchdown reception.

Northern Colorado kicked a field goal on its next possession and Lindenwood was forced to punt after a dropped pass on third down near midfield. The Lions' defense had the Bears backed up to third-and-25 on their next possession, but Northern Colorado got a second life with a 30-yard pass completion. An energized Northern Colorado offense completed several more passes to get into the redzone, leading to the field goal that put the Bears ahead temporarily.

Lindenwood finished with 447 yards of offense, compared to 263 for Northern Colorado. Lindenwood had 131 yards rushing and 316 passing. Lindenwood also won the time of possession battle by nearly 10 minutes. Defensively, the Lions held Northern Colorado to four-of-16 on third down conversions, and allowed just 101 rushing yards and 162 passing yards.

O'Bryant finished the game with 97 receiving yards and 65 rushing yards. McGowan also rushed for 73 yards. Helmick caught eight passes for 77 yards, and Alex Robinson had four catches for 75 yards. In his first game as a Lion, Uribe threw for 294 yards and had one touchdown and one interception.

Defensively for the Lions, Tyler Epstein had a team-high 10 tackles, including one for a loss. Brock Reed had nine tackles and one sack. The Lions had five tackles for loss and two sacks in the contest.



Lindenwood at Northern Colorado

	1	2	3	4	F
Lindenwood	3	10	0	9	22
Northern Colorado	7	7	0	6	20

Team Statistics

	NC	LU
First Downs	15	23
Net Rushing	33-101	36-131
Net Passing	162	316
Total Offense	263	447
Passing	16-27-0	29-41-1
Punting	9-329	5-189
Fumbles-Lost	1-0	1-1
Penalties-Yards	7-67	7-80

Individual Leaders

RUSHING: Lindenwood-McGowan,Therman 13-73; O'Bryant,Denodus 13-65;Celestine,Tim 1-5; Ortega,David 1-4; Bunton,Mike 2-0. Northern Colorado-Hildreth,Q. 13-54; Orms,Dylan 5-19; Lobato,Seth 10-12.

PASSING: Lindenwood-Uribe,John 27-36-1-294; Ortega,David 2-4-0-22; Bunton,Mike 0-1-0-0. Northern Colorado-Lobato,Seth 11-17-0-97; Orms,Dylan 5-10-0-65..

RECEIVING: Lindenwood-Helmick,Andrew 8-77; O'Bryant,Denodus 6-97; Robinson,Alex 4-75; Bunton,Mike 4-31; Jackson,Terance 4-26; Jimmerson,Blayr 3-10. Northern Colorado-Walker,Patrick 5-57; Morris,Chris 3-45; Peoples,Marcell 3-34; Deans,David 2-12.

TACKLES: Lindenwood-Epstein,Tyler 1-9; Reed,Brock 3-6; Howard,Chris 3-5; Collier,Donald 3-4; Fogle,Cody 2-5; Radigan,Malach 2-3; Day,Joe 2-3; Golder,Christian 0-5; Springer,Chris 1-2; Hawkins,Dillon 1-2; Arnette,Blake 1-1; Dreyer,Kellen 1-1; Mohammad,Kaleig 1-1; Jonsson,Filip 1-0. Northern Colorado-Gibbons,Marcel 6-6; Friend,Cameron 5-5; Riggins,Colby 5-3; Dorsey,Elliott 4-3; Felker,Marcus 3-4; Miller,Gavin 2-5; Chapple,D. 2-5; Nweke,Chuks 2-4; Bumpas,Clarence 2-4; Smith,Lexington 3-1; Hernon,Nick 1-3; Davis,Robert 1-2; Holmes,VJ 1-2; Owens,Brandon 1-2.



LINDENWOOD 67, GRACELAND 10

SEPT. 10 - ST. CHARLES, MO.

HUNTER STADIUM



The Lindenwood football team opened up the home portion of its 2011 schedule with a strong defensive performance during a 67-10 victory over Graceland. The Lions allowed just 101 yards of total offense, the second lowest total in program history.

The defense set the tone in the first half when it allowed just one total yard of offense. Graceland had eight possessions and lost yards on half of them. The Yellowjackets were one-of-10 in the half on third and fourth downs, and they only ran one play from Lindenwood territory.

The defensive effort helped the offense have good field possession. In the first quarter, the Lions had an average starting position of Graceland's 37 yard line, and they scored four quick touchdowns because of that. John Uribe threw two touchdown passes to Alex Robinson and Andrew Helmick, and Denodus O'Bryant and Marvin Byrd had rushing scores. Lindenwood scored another touchdown in the second quarter when Ty Munnerlyn scooped up a Lion fumble in the endzone, and the home team led 34-0 at halftime.

Lindenwood went up 41-0 midway through the third quarter when Mike Bunton returned a punt 48 yards for a touchdown. After that score, Graceland's offense had its only sustained drive of the night, going 13 plays and 62 yards. The drive ended with a 24-yard field goal.

After that field goal, Lindenwood's defense returned to its shutdown form, with only one long pass of 33 yards keeping the team from setting a school record for fewest yards in a game. The Lions added a safety, two more rushing touchdowns, a punt return touchdown, and a field goal the rest of the way. A fumble recovery touchdown by Graceland ended the scoring.

Lindenwood's defense ended the game allowing minus-seven yards rushing, which ties a school record. The Lions had six sacks for 50 yards, and 18 tackles for loss for 99 yards. The Lions forced 11 punts, two turnovers, one turnover on downs, and one safety in 17 possessions.

Jon McComb, Cody Reider, and Cody Fogle all had team-highs with seven tackles. McComb had 2.5 tackles for loss, while Reider and Steven Butler had two. Tony Ritzman recovered a fumble, Nick Grubbs forced a fumble, and Justin Broome intercepted a pass. A total of 15 Lions had at least 0.5 tackles for loss.

Offensively, Uribe threw for 232 yards and two touchdowns. Mike Bunton was the leading receiver with three catches for 57 yards, and Mike Bunton caught three passes for 50 yards. Therman McGowan was the leading rusher with 30 yards and three attempts. Byrd finished with two rushing touchdowns.

Game Notes: Lindenwood improves to 2-0 overall and Graceland falls to 0-2 ... the six sacks by the Lions was the third-most for a single-game ... James Neal's 44-yard field goal was the longest of his Lindenwood career ... Lindenwood has now won nine straight home openers and 22 straight home regular season games ... the Lions have defeated Graceland seven straight times and has a 13-3 record all-time against the Yellowjackets ... for the second straight season, Lindenwood has held its first two opponents of the year under 300 yards of total offense.



Graceland at Lindenwood					
	1	2	3	4	F
Graceland	0	0	3	7	10
Lindenwood	27	7	7	26	67

	Team Statistics	
	GU	LU
First Downs	8	17
Net Rushing	46--7	29-48
Net Passing	108	277
Total Offense	101	325
Passing	13-23-1	15-30-1
Punting	11-361	4-160
Fumbles-Lost	1-1	3-2
Return Yards	153	75
Penalties-Yards	10-54	8-83

Individual Leaders

RUSHING: Graceland-Ramey, Reggie 16-24; Smith, Rodrick 10-23; Uwakwe, Dirinna 4-3; Robinson, Zach 1-minus 1; Ivery, Jacory 1-minus 1; Muir, Chalium 1-minus 18; Fink, Matt 11-minus 26. Lindenwood-McGowan, Therman 3-30; Celestine, Tim 3-20; O'Bryant, Denodus 6-17; Ortega, David 2-5; Byrd, Marvin 5-3; Bunton, Mike 2-2; Stewart, Chase 1-minus 1; Jasin, Taylor 1-minus 3; Uribe, John 4-minus 12; TEAM 2-minus 13; Munnerlyn, Ty 0-0.

PASSING - Graceland-Fink, Matt 9-18-1-63; Martinez, Rich 4-5-0-45. Lindenwood-Uribe, John 14-26-1-232; Ortega, David 1-3-0-45; Jasin, Taylor 0-1-0-0.

RECEIVING: Graceland-Williams, Brandon 3-51; Ramey, Reggie 2-12; McNeal, Brandon 2-5; Pecina, Mario 2-2; Gaitan, Nicholas 1-20; Smith, Rodrick 1-9; Corder, Greg 1-5; Robinson, Zach 1-4. Lindenwood-Bunton, Mike 3-57; Helmick, Andrew 3-50; O'Bryant, Denodus 2-26; Munnerlyn, Ty 1-47; Jones, Malcomb 1-45; Jimmerson, Blayr 1-15; Celestine, Tim 1-13; McGowan, Therman 1-11; Arnette, Blake 1-9; Robinson, Alex 1-4.

TACKLES: Graceland-Collier, Nate 2-6; Smith, Dorian 4-3; Belt, Chad 2-5; Burch, Stanley 3-2; Brown, Jason 2-3; Ivery, Jacory Edmondson, David 0-1; Clark, Cori 0-1. Lindenwood-cComb, Jon 2-5; Reider, Cody 2-5; Fogle, Cody 2-5; Ritzman, Tony 2-4; Hawkins, Dillon 1-5; Collier, Donald 4-1; Stubbs, Thomas 2-3.

LU FOOTBALL
COACHES
LIONS
OPPONENTS
2011 REVIEW
HISTORY
LINDENWOOD





LINDENWOOD 55, SAINT JOSEPH'S 14

SEPT. 17 - ST. CHARLES, MO

HUNTER STADIUM



The Lindenwood football team picked up its first victory in program history over an official NCAA Division II team on Saturday evening at Hunter Stadium. The Lions downed Saint Joseph's by a score of 55-14.

The offense got the Lions off to a good start by scoring touchdowns on its first three possessions, allowing Lindenwood to lead 20-0 after one quarter. The first two scores were set up by long returns by Mike Bunton. Alex Robinson scored the first touchdown after catching a 13-yard pass from John Uribe. Therman McGowan had the second touchdown on a 12-yard rush. The third drive was 85 yards long and was capped off by a 29-yard pass from Uribe to Terance Jackson.

The second quarter was dominated by the two defenses. The Pumas appeared poised to score late in the half when they reached Lindenwood's 10 yard line. Justin Broome though stepped in front of a pass and returned it 94 yards for a Lindenwood touchdown and a 27-0 halftime lead.

Lindenwood's lead reached 34 early in the second half when Bunton had a 90-yard punt return after Saint Joseph's went three-and-out. The Pumas finally got on the board on their next possession, but the Lions answered just 1:33 later on a 23-yard Andrew Helmick touchdown reception. Saint Joseph's had one more touchdown in the third quarter, before the Lions finished the game off with touchdown runs by McGowan and David Ortega.

Lindenwood finished with 399 yards of total offense, with 143 on the ground and 256 through the air. The Lions did not have a turnover in the contest.

Uribe threw for 191 yards and three touchdowns, and Ortega completed all three passes he attempted for 65 yards. McGowan had a 100-yard rushing game with 104 yards, and he also caught one pass for 24 yards. Robinson and Jackson both caught three passes for 48 and 41 yards, respectively.

Defensively, Lindenwood made Saint Joseph's one dimensional in the game as the Pumas finished with 375 passing yards and just 32 rushing yards. The 32 yards rushing tied for the eighth-lowest rushing total allowed in Lions history. The Lions sacked the Pumas quarterback five times in the game.

Broome finished with two interceptions and six tackles. Christian Golder had a team-high seven tackles and two pass breakups. Chris Howard had six tackles, two tackles for loss, and one sack.

Game Notes: Lindenwood improves to 3-0 on the year and Saint Joseph's falls to 0-3 ... Lindenwood's defense has allowed an average of 42.0 rushing yards a game this season, including a 12.5 average the last two games ... the Lions averaged 29.7 yards on kickoff returns and 42.0 yards on punt returns ... Lindenwood's defense has 33 tackles for loss and 13 sacks in three games ... Lindenwood won its 23rd straight regular season game at Hunter Stadium ... the Lions started 3-0 for the third straight season.



St. Joseph's at Lindenwood

	1	2	3	4	F
Saint Joseph's	0	0	14	0	14
Lindenwood	20	7	14	14	55

Team Statistics

	SJ	LU
First Downs	25	19
Net Rushing	25-32	32-143
Net Passing	375	256
Total Offense	407	399
Passing	36-59-2	16-28-0
Punting	6	3
Fumbles-Lost	1-0	0-0
Penalties-Yards	4-25	5-31

Individual Leaders

RUSHING: Saint Joseph's-Jordan,Darryl 9-22; VandeMerkt, Billy 10-15; Crabtree, Cameron 3-minus 1; McFadden,Jake 3-minus 4. Lindenwood-McGowan,Therman 19-104; O'Bryant,Denodus 1-19; Wilson,Gary 2-17; Celestine,Tim 2-9; Byrd,Marvin 1-3; Stewart,Chase 1-0; Ortega,David 3-minus 4; Uribe,John 3-minus 5.

PASSING: Saint Joseph's-VandeMerkt, Billy 36-59-2-375. Lindenwood-Urbe,John 13-25-0-191; Ortega,David 3-3-0-65.

RECEIVING: Saint Joseph's-Chapman,Scott 13-208; Walker,Julian 6-36; Woody,EJ 6-33; Hines,Alphonso 4-35; Callaghan,Tyler 3-20; Crabtree, Cameron 2-12; Wadley,Andre 1-24; Jordan,Darryl 1-7. Lindenwood-Robinson,Alex 3-48; Jackson,Terance 3-41; Helmick,Andrew 2-32; Jimmerson,Blayr 2-27; Celestine,Tim 1-38; Munnerlyn,Ty 1-27; McGowan, Therman 1-24; Bunton,Mike 1-18; Stewart,Chase 1-3; Byrd, Marvin 1-minus 2.

TACKLES: Saint Joseph's-Gomes,Ben 8-0; Scott,Jamyl 5-0; Sprayberry, Cody 4-0; Martin,Sheldon 3-1; Rouba,Anthony 3-0; Edgerton,Chris 2-0; Gallinatti, Tony 2-0; Quackenbush, Kevin 2-0; Dellumo,Dan 2-0; Rossi,Kenneth 2-0. Lindenwood-Golder,Christian 6-1; Broome, Justin 4-2; Howard,Chris 4-2; Hawkins,Dillon 3-2; Ritzman,Tony 2-3; Reed,Brock 4-0; Dreyer, Kellen 3-1; Epstein,Tyler 3-1; Collier,Donald 3-1; Stubbs,Thomas 3-0; McComb,Jon 3-0.



LINDENWOOD 13, MISSOURI S&T 19

SEPT. 24 - ROLLA, MO.

ALLGOOD - BAILEY STADIUM



The University of Missouri Science and Technology Miners scored 19 first-half points and held off a late Lindenwood rally for a 19-13 victory over the Lions.

The first half was dominated by the Miners. Lindenwood was held to a season-low four yards rushing on 13 carries. The Miners forced two turnovers and recovered an onside kick.

Missouri S&T scored the only three points of the first quarter, and widened its lead in the second quarter with 16 more points to take a 19-0 halftime lead. Lindenwood was held scoreless for the entire first half for the first time since 2005 when Culver-Stockton blanked the Lions in the opening half. The Miners gained 19 first downs compared to Lindenwood's five. The Lions lost two costly fumbles, one in the red zone, and the Miners capitalized on all three of their red-zone opportunities to grab the halftime advantage.

The Lions began a comeback attempt with just under 10 minutes left in the third quarter when Therman McGowan ran in a touchdown from 20 yards out. After surrendering 234 yards in the first half, the Lindenwood defense was able to slow down the home team in the second half. The Miners were able to gain only 108 yards in the second to give the Lions a chance to come back.

The lead was cut to six with 9:18 remaining when John Uribe completed a 12-yard touchdown pass to Terance Jackson. Later in that quarter, Lindenwood stopped the Miners on third down and forced a punt with 2:11 to go in the game. After converting on a third down and three, the Lions gained seven on the ensuing play. On second down, quarterback John Uribe was flushed from the pocket and threw an interception that sealed the win for the Miners.

On the night, the Lions outgained the Miners 367-342. The Lindenwood ground game was held to just 69 yards compared to the Miners' 147. For the game, the Lions were just 2-for-12 on third downs.

Uribe was 21-of-39 for 298 yards with a touchdown and one interception. McGowan led the way for Lindenwood rushing with 69 yards and one touchdown. Through the air, Andrew Helmick led the team with 123 yards receiving.

Chris Howard led the defense in tackles with nine, while Donald Collier made seven stops. Tyler Epstein and Joe Day each tallied a quarterback sack.

With the loss, the Lions fall to 3-1 on the season. Lindenwood travels to NCAA Division I South Dakota next weekend.

Game Notes: This was the first time these two teams have played each other ... the Lions were 3-of-5 on fourth downs ... for the game, the Lions put the ball on the ground six times but only lost two of them ... the Miners held the edge in time of possession 35:58 to 24:02 ... the Miners had just 48 passing yards in the second half compared to Lindenwood's 182.



Lindenwood at Missouri S&T

	1	2	3	4	F
Lindenwood	0	0	6	7	13
Missouri S&T	3	16	0	0	19

Team Statistics

	MST	LU
First Downs	16	15
Net Rushing	26-69	36-147
Net Passing	298	195
Total Offense	367	342
Passing	21-39-1	19-38-0
Punting	5-189	8-280
Fumbles-Lost	6-2	1-1
Penalties-Yards	7-54	3-15

Individual Leaders

RUSHING: Lindenwood-McGowan,Therman 16-69; Celestine, Tim 1-5; TEAM 1-0; Uribe,John 8-minus 5. Missouri S&T-Taylor, Ryan 9-61; Drallmeier, Jake 1-48; Pettis, Bobby 16-33; Firm, Josh 6-8; Clark, Adam 1-1; TEAM 3-minus 4.

PASSING: Lindenwood-Uribe,John 21-39-1-298. Missouri S&T-Firm, Josh 19-38-0-195.

RECEIVING: Lindenwood-Helmick,Andrew 9-123;Robinson, Alex 4-57; Bunton,Mike 3-56; Munnerlyn,Iy 2-27; McGowan, Therman 2-23; Jackson,Terance 1-12. Missouri S&T-Thomas, Smook 9-72; Dillon, Kevin 3-87; Drallmeier, Jake 3-20; Pettis, Bobby 2-6; Moody, Leon 1-5; Giljum, Jake 1-5.

TACKLES: Lindenwood-Howard,Chris 6-3; Collier,Donald 5-2; Golder,Christian 6-0; Epstein,Tyler 5-0; Day,Joe 4-1; Fogle,Cody 3-1; McComb, Jon 2-2; Dreyer,Kellen 3-0; Radigan,Malach 2-0; Gracy,Sean 2-0; Broome,Justin 2-0; Reed,Brock 2-0; Hawkins,Dillon 0-2; Mohammad,Kaleig 0-2. S&T - Hilton 5-1; Horn, Chris 3-2; Jones, Lonnell 2-3; Pulou, Jordan 3-0; Barnhart, Jimmy 3-0; Scott, Edwin 0-3; Ridpath, Joe 2-0; Williams, Cameron 2-0; McKay, Chris 2-0; Martin, Sean 1-1; Rascon, Eddie 1-1; Schneider, Jake 1-1; Meneh, Ewonu 1-0; Melber, Zach 1-0; Fagan, Marc 1-0; Heineken, John 1-0; Robinson, Quintin 1-0; Barfield, Ellis 1-0; Foster, Billy 1-0; Vance, Jon 1-0.

LU FOOTBALL

COACHES

LIONS

OPPONENTS

2011 REVIEW

HISTORY

LINDENWOOD





LINDENWOOD 0, SOUTH DAKOTA 30

OCT. 1 - VERMILLION, S.D.

DAKOTA DOME



The Lindenwood football team fell short in its bid to upset another NCAA Division I opponent this season. The Lions fell to South Dakota, which is ranked No. 21 in the NCAA Division I FCS national rankings, on Saturday afternoon by a 30-0 score.

South Dakota was able to slow down Lindenwood's normally high-scoring offense. The Lions finished with just 147 total yards of offense. The Coyotes sacked John Uribe eight times which caused Lindenwood to have negative rushing yards for the game.

Lindenwood's defense kept the game close for awhile. The Lions were winning the field position for the first couple of possessions until South Dakota got seven points after an eight-play drive that was sparked by a 37-yard pass on the first play. The Coyotes added two field goals on their next two possessions and they led 13-0 at halftime. Lindenwood punted on all six of their full drives in the half and only had 61 yards for the first two quarters.

South Dakota put the game away with 10 points in the third quarter. Down 23-0, Lindenwood had its best scoring chance as it went on a 17-play, 71-yard drive. The Lions converted three third-down opportunities and reached the South Dakota 15-yard line. On fourth-and-seven, Lindenwood elected to go for it and Uribe's pass to Andrew Helmick came up one yard short. The Coyotes added one more insurance touchdown late in the game.

The Coyotes ended the game with 336 yards of total offense, with 151 rushing and 185 passing. South Dakota had 22 first downs, compared to 10 for the Lions.

Uribe finished the game 25-of-26 passing for 157 yards. Alex Robinson led the team with seven receptions for 53 yards. Therman McGowan was the leading rusher with 51 yards.

Defensively, Chris Howard and Brock Reed each had 10 tackles. Lindenwood's defense had five sacks and six tackles for loss, led by Kellen Dreyer who had a sack and three tackles for loss.

Game Notes: Lindenwood falls to 3-2 overall while South Dakota improves to 3-2 ... the shutout snaps a Lindenwood school record of 99 straight games without being shutout. The last time Lindenwood was shutout was the first game of the 2003 season ... the Lions are now 2-3 against NCAA Division I programs, including a 1-1 mark this season ... Lindenwood is 0-2 all-time against teams from the state of South Dakota ... the Lions already have 19 sacks this season, two less than the entire 2010 campaign ... Lindenwood was playing without starting running back Denodus O'Bryant for the second straight game.



Lindenwood at South Dakota

	1	2	3	4	F
Lindenwood	0	0	0	0	0
South Dakota	10	3	10	7	30

Team Statistics

	SD	LU
First Downs	22	10
Net Rushing	151	-10
Net Passing	185	157
Total Offense	336	147
Passing	13-21-0	25-36-0
Punting	5-240	9-346
Fumbles-Lost	1-0	1-1
Penalties-Yards	3-33	6-59

Individual Leaders

RUSHING: Lindenwood-McGowan,Therman 11-51; Celestine, Tim 1-minus 2; Uribe,John 7-minus 57. South Dakota- Sims, Marcus 11-68; Ganious,Chris 21-55; Vandermaten,Josh 7-22; Archambeau,Earv 2-11; Burrus,Michael 1-0; Warren,Dante 7-minus 5.

PASSING: Lindenwood-Urbe,John 25-36-0-157. South Dakota-Vandermaten,Josh 8-12-0-77; Warren,Dante 5-9-0-108.

RECEIVING: Lindenwood-Robinson,Alex 7-53; Bunton,Mike 7-30; Helmick,Andrew 6-41; Jackson,Terance 3-17; Munnerlyn,Ty 1-11; McGowan,Therman 1-5. South Dakota-Blount,Jeremy 4-104; Nowotny,Dustin 4-38; Neilson, Michael 2-18; Powell,Will 1-22; Ganious,Chris 1-2; Burns,Jay 1-1.

TACKLES: Lindenwood-Howard,Chris 4-6; Reed,Brock 3-7; Fogle,Cody 7-1; Golder,Christian 7-1; Epstein,Tyler 2-4; Dreyer,Kellen 1-5; Broome,Justin 2-3; McComb,Jon 1-3; Reider,Cody 3-0; Collier,Donald 1-2; Mohammad,Kaleig 0-3; Stubbs,Thomas 0-3; Radigan,Malach 0-3; Tepea,Nick 2-0; Meraz,Alex 1-1; Springer,Chris 1-1; Robinson,Alex 1-0; Hawkins,Dillon 1-0; Giger,K.C. 1-0; Fulton,Chaz 1-0; Gracy,Sean 0-1. South Dakota-Potter,Shane 4-6; Hogans,Darius 4-4; Broders,Adam 2-5; Thompson,Jim 3-3; Starr,Tyler 3-3; Swift,Aaron 2-2; Valdez,Alphonso 3-0; Butler,Marquis 1-2; Meier,Andrew 0-3; Marlette,Tim 0-3; Weisbrod,Jesse 0-3.



LINDENWOOD 41, TEXAS A&M-KINGSVILLE 35

OCT. 8 - KINGSVILLE, TEXAS

JAVELINA STADIUM



The Lindenwood football team earned another big victory during its transition season to the NCAA Division II level. The Lions stopped Texas A&M-Kingsville on a goal-line stand with 19 seconds remaining for a 41-35 victory. Andrew Helmick caught three touchdown passes to lead Lindenwood to the win over a program that has participated in the last two NCAA Division II playoffs.

The back-and-forth game started with the Lions jumping out to a 20-0 lead. Lindenwood forced turnovers the first two times the Javelinas touched the ball and that led directly to 10 points. The first score came on a Thomas McGowan 17-yard run, and that was followed by a James Neal 29-yard field goal. Later in the quarter, Neal kicked another field goal, this one from 41 yards out, and the Lions led 17-0 after 15 minutes.

The first time the Lions had possession in the second quarter, it took John Uribe two plays to take Lindenwood 92 yards. The first was a 68-yard pass reception to McGowan, and the next play was a 24-yard touchdown pass to Helmick. The rest of the half was all Texas A&M-Kingsville, though, as it scored three straight touchdowns to take a 21-20 lead into halftime.

In the third quarter, special teams helped turn the momentum back to the Lions. Helmick returned the opening kickoff 50 yards to set Lindenwood up in Texas A&M territory. Four plays later, Helmick caught a 31-yard touchdown reception to put Lindenwood ahead. Later in the quarter, Mike Bunton returned a punt 77 yards for a touchdown. The Javelinas answered with a touchdown on their next drive that cut Lindenwood's lead to 34-28.

After trading punts, special teams came into play again early in the fourth quarter. Texas A&M-Kingsville recorded just a six-yard punt that gave Lindenwood the ball on Texas A&M-Kingsville's 35-yard line. Three plays into that drive, Helmick caught his third touchdown pass, this one from 24 yards out. Once again, Texas A&M-Kingsville was able to answer as it went on a 13-play drive that ended in a touchdown that made the score 41-35.

Lindenwood took over with 4:42 remaining in the game. On third-and-one early in the drive, McGowan found a hole and rushed for 37 yards down to the Texas A&M-Kingsville seven-yard line. Lindenwood rushed three straight times to force the Javelinas to use all of their timeouts, but a missed field goal attempt gave Texas A&M-Kingsville the ball on its 20-yard line with 2:18 left.

Texas A&M-Kingsville's final drive started with three straight incomplete passes. On fourth-down, it completed an 11-yard pass to keep the drive going. The Javelinas' quarterback completed four of his next five passes, and the Javelinas had first-and-goal from the Lindenwood seven-yard line. After an incomplete pass on first down, they rushed for five yards on second down, and were stopped at the one-yard line on third down. On the fourth-down play, Chris Howard and Christian Golder forced a two-yard loss on the rush to seal the win for the Lions.

Texas A&M-Kingsville had 506 yards of total offense, over 200 more than Lindenwood. The Lions rushed for 44 yards, a number hurt by allowing nine sacks, and 257 yards passing. The Javelinas had 165 rushing yards and 341 passing yards. The Lions overcome those numbers by having a +3 turnover margin and a big advantage in special teams play.



Lindenwood at Texas A&M-Kingsville					
	1	2	3	4	F
Lindenwood	13	7	14	7	41
Kingsville	0	21	7	7	35

Team Statistics		
	TK	LU
First Downs	26	14
Net Rushing	38-165	31-44
Net Passing	341	257
Total Offense	506	301
Passing	32-53-1	13-23-0
Punting	7-207	7-244
Fumbles-Lost	3-2	0-0
Penalties-Yards	10-106	7-58

Individual Leaders

RUSHING: Lindenwood-McGowan, Therman 18-90; TEAM 1-minus 2; Uribe, John 12-minus 44. Texas A&M-Kingsville-Woodson, Jonathan 14-105; Cavness, Jai 7-31; Toney, Randall 2-12; Batiste, Sherman 2-11; Armstrong, Robert 1-6; Fisher, Arron 1-3; Ramirez, Daniel 10-2; Couthren, Damian 1-minus 5.

PASSING: Lindenwood-Uribe, John 13-23-0-257. Texas A&M-Kingsville-Ramirez, Daniel 32-53-1-341.

RECEIVING: Lindenwood-Helmick, Andrew 5-93; Robinson, Alex 4-47; McGowan, Therman 2-104; Bunton, Mike 2-13. Texas A&M-Kingsville-Batiste, Sherman 9-90; Armstrong, Robert 8-82; Woodson, Jonathan 5-29; Taylor, Christian 5-22; Couthren, Damian 3-103; Cavness, Jai 1-12; Willingham, Jake 1-3.

TACKLES: Lindenwood-Reed, Brock 5-6; Fogle, Cody 7-3; Gracy, Sean 4-3; Howard, Chris 1-6; Day, Joe 4-2; Epstein, Tyler 4-2; Broome, Justin 3-3; Golder, Christian 2-4; Springer, Chris 4-1; McComb, Jon 1-4; Reider, Cody 3-1; Collier, Donald 3-1; Grubbs, Nick 3-0; Fulton, Chaz 1-2; Tepea, Nick 2-0; Stubbs, Thomas 2-0; Hawkins, Dillon 0-2; Mohammad, Kaleig 1-0; Ritzman, Tony 1-0; Giger, K.C. 0-1; Radigan, Malach 0-1. Texas A&M-Kingsville-Aguilar, Jeremy 6-3; Looney, Angelo 6-1; Benman, Roderick 5-1; Sanders, Marcus 2-3; Smith, Demontrelle 3-1; Savere, Mark 1-3; Marshall, Ricky 2-1; Williams, Quincy 2-0; Smith, Eddie 2-0; Collins, Rockeem 1-1; Tivao, Johnny 1-1; Coleman, Charles 1-1; Rhodes, DeVon 1-0; LaFleur, Patrick 1-0; Phillips, Jeff 1-0; Ramirez, Daniel 1-0; Baker, Cliff 0-1.

LU FOOTBALL
COACHES
LIONS
OPPONENTS
2011 REVIEW
HISTORY
LINDENWOOD





LINDENWOOD 61, KANSAS WESLEYAN 16
OCT. 15 - ST. CHARLES, MO.
HUNTER STADIUM



The Lindenwood football team won its fifth straight Homecoming contest at Hunter Stadium with a 61-16 win over Kansas Wesleyan. The Lions started out slow but an 84-yard kickoff return touchdown from Denodus O'Bryant sparked 30 unanswered points for Lindenwood.

The Lions finished the game with 508 yards of total offense, compared to 245 for Kansas Wesleyan. Lindenwood's defense allowed just 10 points, and both of those scoring drives were started by turnovers in its own territory. Offensively, Lindenwood rushed for 226 yards and three touchdowns, and it passed for 282 yards and four touchdowns. It also had a big advantage in field position, as its average starting position was the Kansas Wesleyan 48-yard line, 26 yards better than the Coyotes' starting position.

Lindenwood opened the game with two straight interceptions, the second which was returned for a Kansas Wesleyan touchdown. That lead lasted just 11 seconds though as O'Bryant, who was playing his first game back from an injury, with his seventh career kickoff return touchdown. Later in the quarter, a Kansas Wesleyan interception set up a 42-yard field goal from James Neal.

In the second quarter, Lindenwood's offense began to click as it scored touchdowns on five of six possessions. Andrew Helmick led the assault with three touchdown receptions, and Marvin Byrd and Gary Wilson each had a rushing touchdown. The Coyotes managed just a field goal in the period and Lindenwood led 44-9 at halftime.

David Ortega led the Lindenwood offense to 17 points in the third quarter. He rushed for one touchdown, threw another to Terance Jackson, and set up Neal's second field goal of the day. Kansas Wesleyan had one short touchdown drive in the third, and neither team scored in the final 15 minutes.

Helmick finished the day with four catches for 108 yards, and seven other Lions had at least one reception. Uribe threw for 153 yards and one touchdown, and Ortega threw for 120 yards and one score. Gary Wilson led the rushing attack with 94 yards, including 66 on his rushing touchdown.

Nick Grubbs led the defense with seven tackles. Joe Day, Nick Tepea, and Chris Howard each had six. Day had a tackle for loss, Tepea intercepted a pass, and Howard had a pass breakup. Cody Reider had two sacks, James Wofford had the other interception, Alex Meraz had a forced fumble, and Dreyer recovered that fumble. Reider and Christian Golder both blocked a kick on special teams.

Game Notes: Lindenwood improves to 5-2 on the season, including a 2-0 mark against NAIA schools ... Kansas Wesleyan falls to 2-5 ... the Lions have won 10 out of their last 11 Homecoming games and are 18-4 all-time on Homecoming ... Lindenwood is averaging 62.5 points the last two times that it has faced a member of the KCAC ... Andrew Helmick has six touchdown receptions on just nine catches over the last two games, and he has 201 receiving yards in that span ... the Lions defense had double-figure tackles for loss for the third time this season ... James Neal improved to eight-of-nine on field goals this season, including three-of-three from longer than 40 yards ... Lindenwood has five special teams return touchdowns this season, with four on punt returns and one on kickoff returns.



Kansas Wesleyan at Lindenwood

	1	2	3	4	F
Kansas Wesleyan	6	3	7	0	16
Lindenwood	10	34	17	0	61

Team Statistics

	KWU	LU
First Downs	13	22
Net Rushing	38-119	48-226
Net Passing	126	282
Total Offense	245	508
Passing	17-36-2	18-29-2
Punting	10-293	3-137
Fumbles-Lost	1-1	5-3
Penalties-Yards	2-20	6-45

Individual Leaders

RUSHING: Kansas Wesleyan-Giesen,Brett 14-66; Sorce,Steven 6-23; Turner,JaLil 6-21; Crisler,Austin 8-11; Cook,John-Michael 1-2; Rhoades,Brok 1-0; Reed,Mark 2-minus 4. Lindenwood-Wilson,Gary 9-94; McGowan,Therman 10-63; Byrd,Marvin 18-58; O'Bryant,Denodus 3-17; Ortega,David 4-3; Uribe,John 2-0; Celestine,Tim 2-minus 9.

PASSING: Kansas Wesleyan-Crisler,Austin 14-26-1-103;Sorce, Steven 3-10-1-23. Lindenwood-Uribe,John 10-16-2-153; Ortega,David 7-12-0-120; Jasin,Taylor 1-1-0-9.

RECEIVING: Kansas Wesleyan-Caldwell,Carl 3-45; Ham,Corey 3-15; Myers,Seth 3-minus 2; Wooten,Jerome 2-30; Vaughan,Sam 2-5; McClain,Zach 2-5; Scott,Brandon 1-18; Roberts,Jeff 1-10. Lindenwood-Helmick,Andrew 4-108; Bunton,Mike 4-25; Jimmerson, Blayr 2-56; Celestine,Tim 2-27; Robinson,Alex 2-20; Arnette,Blake 2-16; Byrd,Marvin 1-17; Jackson,Terance 1-13.

TACKLES: Kansas Wesleyan-Thomas,Adrian 8-4; Cook,Taylor 6-3; Harwell,Brady 4-5; Brackens,Jacob 6-0; Schneck,Adam 4-0; Reed,Kelton 4-0; Hill,Kyron 3-1; Mitchell,Ken 3-1; Long,Braden 2-2; Broeckelman,Matt 2-1; Funtanilla,Keoni 0-3; Olayiwola,Omoniyi 2-0; Martin,Tommy 1-1; Enloe,Chad 1-1; Rodriguez,Mario 0-2. Lindenwood-Grubbs,Nick 4-3; Day,Joe 6-0; Tepea,Nick 3-3; McComb,Jon 2-4; Howard,Chris 2-4; Stubbs,Thomas 2-3; Wofford,James 4-0; Reider,Cody 4-0; Reed,Brock 2-2; Hawkins,Dillon 1-3; Davis,Devin 2-1; Meraz,Alex 1-2; Epstein,Tyler 1-2; Gracy,Sean 1-2.

LU FOOTBALL

COACHES

LIONS

OPPONENTS

2011 REVIEW

HISTORY

LINDENWOOD






LINDENWOOD 38, AZUSA PACIFIC 31

OCT. 22 - ST. CHARLES, MO.

HUNTER STADIUM



The Lindenwood football team scored two touchdowns in the final three minutes for a come-from-behind 38-31 victory over Azusa Pacific at Hunter Stadium in St. Charles. The Lions scored the game-winning touchdown with 29 seconds remaining when John Uribe completed an 82-yard pass to Andrew Helmick.

Lindenwood led 24-10 after a touchdown by Alex Robinson early in the third quarter. Azusa Pacific scored 21 unanswered points though, capped off by a Terrel Watson run with 6:39 remaining in the game. The Cougars forced a three-and-out on Lindenwood's next possession, but Morris Keseloff kicked a 51-yard punt that forced Azusa Pacific back to its six-yard line.

Azusa Pacific did not pick up a first down and was forced to punt. Therman McGowan fielded the punt at Azusa Pacific's 44-yard line and tied the game at 31 with a punt return touchdown.

Azusa Pacific went three-and-out again on its next possession, and Lindenwood took over with a minute remaining on its 13-yard line. On the second play of the drive, Uribe rolled out right and found Helmick wide open down the field. Helmick caught the pass near midfield and went untouched for the winning score.

Both teams opened the game by kicking a first quarter field goal. Denodus O'Bryant scored the first touchdown with a six-yard run early in the second quarter. Azusa Pacific answered with a touchdown drive to tie the game at 10.

Lindenwood's special teams, which also blocked a field goal kick in the second quarter, came up big again late in the period. Blake Arnette forced a fumble on a punt return, and Cody Reider fell on it to give Lindenwood the ball in the red zone with 1:12 left in the half. On third-and-one from the three, McGowan picked up the first down, and then scored one play later.

Lindenwood scored on its first possession of the second half when Uribe found Robinson for a 21-yard reception. Azusa Pacific again answered right away and that was the final scoring for the third quarter.

In the fourth, the Cougars tied the game with 8:42 remaining, and then took advantage of a Lindenwood fumble for another quick score with 6:39 remaining.

The Lions' defense held the NAIA's top scoring team well below its average in rushing yards and points. Azusa Pacific did finish with nearly 60 yards more of offense, but Lindenwood's special teams play once again was the difference in a Lindenwood win.

Uribe threw for a season-high 313 yards and had two touchdown passes. McGowan led the rushing attack with 47 yards and he also had 61 receiving yards. Helmick finished with seven receptions for 137 yards. Robinson had six catches for 59 yards and Mike Bunton had 48 receiving yards.

Chris Howard led the defense with 14 tackles, and Cody Fogle was also in double-figures with 10. Brock Reed had the other forced turnover with a fumble recovery.



Azusa Pacific at Lindenwood					
	1	2	3	4	F
Azusa Pacific	3	7	7	14	31
Lindenwood	3	14	7	14	38

Team Statistics		
	APU	LU
First Downs	21	19
Net Rushing	47-283	29-72
Net Passing	168	320
Total Offense	388	531
Passing	13-21-0	22-36-1
Punting	5-213	6-250
Fumbles-Lost	2-2	2-1
Penalties-Yards	5-28	9-65

Individual Leaders

RUSHING: Azusa Pacific-Watson,Terrel 16-121; van den Raadt,John 14-100; Murphy,Johnell 15-52; Douglas,Ronald 1-6; Braff,Joshua 1-4. Lindenwood-McGowan,Therman 14-47; O'Bryant,Denodus 5-28; Byrd,Marvin 2-7; Ortega,David 1-5; Bunton,Mike 1-1; Wilson,Gary 1-0; Uribe,John 4-minus 5; TEAM 1-minus 11.

PASSING: Azusa Pacific-van den Raadt,John 13-20-0-168; Davis,Matt 0-1-0-0. Lindenwood-Uribe,John 21-35-1-313; Ortega,David 1-1-0-7.

RECEIVING: Azusa Pacific-Davis,Matt 5-64; Andujo,Jeremiah 3-32; Henry,Tanner 2-52; Morgan,Joshua 2-13; McCray,Garrick 1-7. Lindenwood-Helmick,Andrew 7-137; Robinson,Alex 6-59; McGowan,Therman 3-61; Bunton,Mike 3-48; Celestine,Tim 1-7; Munnerlyn,Ty 1-5; Byrd,Marvin 1-3.

TACKLES: Azusa Pacific-Johnson,Kory 6-4; Goma,Silas 6-1; Barber,Sean 4-2; Struiksma,Shea 5-0; Owens,Brandon 3-2; Henderson, Jacob 3-1; Young,Jimmu 3-1; Jones,Jake 3-1; Danielson, Spencer 2-2. Lindenwood-Howard,Chris 9-5; Fogle,Cody 5-5; Golder,Christian 6-3; Collier,Donald 4-3; Reed, Brock 2-5; Radigan,Malach 2-4; Broome,Justin 2-3; Epstein, Tyler 2-2; Reider,Cody 2-0; Dreyer,Kellen 2-0; Tepea,Nick 2-0; Grubbs,Nick 2-0; Day,Joe 1-1; Wofford,James 1-0; Hawkins, Dillon 1-0; Arnette,Blake 1-0; Stubbs,Thomas 1-0; Munnerlyn,Ty 1-0; Gracy,Sean 0-1; Meraz,Alex 0-1; McComb,Jon 0-1; Ritzman, Tony 0-1; Oliva,Anderson 0-1.

LU FOOTBALL

COACHES

LIONS

OPPONENTS

2011 REVIEW

HISTORY

LINDENWOOD





LINDENWOOD 70, CULVER-STOCKTON 24
OCT. 29 - ST. CHARLES, MO.
HUNTER STADIUM



The Lindenwood football team won its fourth straight contest with a 70-24 victory over Culver-Stockton. The Lions have now won 26 consecutive regular season games at Hunter Stadium in St. Charles.

Lindenwood broke out its big plays against the Wildcats, with six touchdowns being scored from 30 yards or longer. All three areas of the game also scored as the Lions scored touchdowns passing, rushing, on a punt return, a fumble return, and an interception return.

The Lions jumped out to a 28-7 lead after the first 15 minutes of play. Therman McGowan was the star of the quarter with back-to-back touchdowns. With the Lions leading 7-0, he returned a punt 80 yards to put Lindenwood up by 14. After Lindenwood got the ball back on a punt, McGowan took the first handoff and scored on a 48-yard touchdown run.

In the second quarter, the Lions stretched their lead to 49-17. Andrew Helmick continued his recent hot streak with his 10th receiving touchdown of the season. The exclamation on the half was a 70-yard interception return touchdown by Nick Tepea. Lindenwood scored its 49 points in the half despite having the ball for less than seven minutes.

Lindenwood extended its lead by 14 more points in the second half as it outscored the Wildcats 21-7 for the final two periods. All three Lions scores were on the ground from Marvin Byrd, David Ortega, and Gabe Caine. The touchdown by Caine was the first of his career.

Lindenwood finished the game with 433 yards of total offense. The Lions had 313 yards on the ground, the seventh-most in school history. Culver-Stockton compiled nearly 400 yards of offense, but Lindenwood forced six turnovers in the game.

Byrd finished the game with 119 yards rushing and two touchdowns. Tim Celestine, Caine, and McGowan all finished with over 50 yards rushing. Tim Celestine and Helmick each had a team-high 50 yards receiving and a touchdown. John Uribe completed four-of-five passes for 107 yards and two touchdowns.

Lindenwood's final touchdown came from Chris Howard who had a 46-yard fumble recovery, and Howard also led the team with 10 tackles. Other interceptions came from Malcomb Jones and Mike Cobb, and other fumble recoveries were by Brock Reed and Cody Fogle. Donald Collier, Cody Reider, and Reed all had forced fumbles. Reider was one of four players with a sack, and he had a team-high 1.5 tackles for loss.

Game Notes: Lindenwood improves to 7-2 on the season, while Culver-Stockton falls to 1-8 ... the game was the last game of the season for the Lions versus a NAIA program; Lindenwood went 4-0 on the season against NAIA teams ... Lindenwood defeated Culver-Stockton for the sixth straight time ... the 70 points were the most this season by Lindenwood and the fifth-most in school history ... the Lions now have six punt return touchdowns this season with three each from Mike Bunton and Therman McGowan ... John Uribe passed 2,000 yards passing for the season, the fourth Lindenwood quarterback to hit that mark for a year.



Culver-Stockton at Lindenwood

	1	2	3	4	F
Culver-Stockton	7	10	7	0	24
Lindenwood	28	21	14	7	70

Team Statistics

	CSC	LU
First Downs	22	19
Net Rushing	35-108	38-313
Net Passing	273	120
Total Offense	381	433
Passing	26-38-3	9-17-1
Punting	5-157	3-106
Fumbles-Lost	3-3	2-1
Penalties-Yards	1-15	9-90

Individual Leaders

RUSHING: Culver-Stockton-Emerson, James 18-65; Nash, Trayon 8-32; Bolton, Octaviou 2-5; Watson, Stephon 1-4; Herman, Matthew 6-2. Lindenwood-Byrd, Marvin 11-119; Celestine, Tim 4-62; Caine, Gabe 9-56; McGowan, Therman 2-55; Jasin, Taylor 4-32; Wilson, Gary 3-12; Stewart, Chase 2-4; Ortega, David 1-1; Uribe, John 1-minus 6; TEAM 1-minus 22.

PASSING: Culver-Stockton-Herman, Matthew 25-37-3-277; Watson, Stephon 1-1-0-minus 4. Lindenwood-Jasin, Taylor 4-7-1-12; Uribe, John 4-5-0-107; Ortega, David 1-5-0-1.

RECEIVING: Culver-Stockton-Watson, Stephon 8-141; Hoefs, Luke 6-31; Swinford, Tyler 3-29; McGaffie, Dontay 2-20; Bengal, Paul 2-17; Emerson, James 2-9; Nash, Trayon 2-0; Kindle, Greg 1-26. Lindenwood-Celestine, Tim 2-50; Stewart, Chase 2-5; Helmick, Andrew 1-50; Byrd, Marvin 1-7; Caine, Gabe 1-4; Munnerlyn, Ty 1-3; Jackson, Terance 1-1.

TACKLES: Culver-Stockton-Haebler, Kyle 5-2; Braden, Dylan 5-0; Enos, Kyle 4-0; Gunterman, Adam 4-0; Tuitele, Anthony 3-1; O'Bryant, Julian 3-1; Bolhuis, Drew 3-0; Javan, Ryan 3-0; Cobb, Devon 2-1; Smith, Andy 2-1; Nelessen, Bobby 2-1. Lindenwood-Howard, Chris 2-8; Collier, Donald 5-2; Reider, Cody 2-5; Reed, Brock 5-1; Fogle, Cody 5-1; Hawkins, Dillon 3-2; Tepea, Nick 3-2; Stubbs, Thomas 1-4; Golder, Christian 3-1; Mohammad, Kaleig 3-0; Meraz, Alex 2-1; Ritzman, Tony 2-1; Epstein, Tyler 2-1; McComb, Jon 0-3; Warren, Xavier 2-0.



LINDENWOOD 28, CENTRAL MISSOURI 47

NOV. 5 - ST. CHARLES, MO.

HUNTER STADIUM



The Lindenwood football team got off to a quick start at Hunter Stadium against Central Missouri, the first Mid-America Intercollegiate Athletics Association (MIAA) team that the Lions have faced in program history. The Mules scored 30 unanswered points at one point and defeated Lindenwood by a 47-28 margin.

On the first play of scrimmage against its future conference rival, Lindenwood's Denodus O'Bryant rushed for an 84-yard touchdown score. After holding the Mules to a field goal on their first possession, the Lions' Andrew Helmick had a big kickoff return to set the team up near midfield. Five plays later, Lindenwood scored on a five-yard pass from John Uribe to Terance Jackson. The big offensive play on the drive was a 43-yard pass from Uribe to Helmick.

Lindenwood forced a fumble in the red zone on the Mules' next possession, but the rest of the game was almost all Central Missouri. The Lions picked up just three more first downs offensively in the first half, and the Mules scored two touchdowns and kicked a field goal to lead 19-14 at halftime.

In the third quarter, Central Missouri put the game away by outscoring Lindenwood 28-7. Lindenwood's lone touchdown was set up by another O'Bryant run. This one was for 70 yards down to the Central Missouri nine-yard line. On the next play, Therman McGowan finished the final nine yards when he outran the defense to the right-hand corner of the end zone.

Lindenwood added seven more points in the fourth quarter when Helmick had a great catch after getting one-on-one coverage with his defender, and he reached the ball across the goal line for a 44-yard touchdown strike.

For the game, Lindenwood finished with 370 yards of offense, including 168 on the ground and 202 through the air. Central Missouri had 531 yards, including 429 passing. The Lions had one more turnover in the game but were just four-of-16 on third and fourth-down plays, compared to eight-of-16 for the Mules.

Lindenwood's offense was led by its big two of O'Bryant and Helmick. O'Bryant rushed for 179 yards on just 11 carries, and he finished with 227 all-purpose yards. Helmick caught nine passes for 147 yards and had 191 all-purpose yards. Uribe finished with 202 yards passing.

Defensively for the Lions, Tyler Epstein had 11 tackles and a fumble recovery. Christian Golder recorded eight tackles, one tackle for loss, and one fumble recovery. Justin Broome intercepted a pass, forced a fumble, and had a pass breakup. Sean Gracy had two sacks.

Game Notes: Lindenwood falls to 7-3 on the season and Central Missouri improves to 7-3 ... the Lions fall to 2-2 on the season against NCAA Division II programs ... the loss snaps Lindenwood's 26-game regular season home winning streak ... Denodus O'Bryant had the 14th-best rushing day in Lindenwood history ... Andrew Helmick moved to fifth in Lindenwood's single-season reception (54) and receiving yards (858) lists, and is second for single-season receiving touchdowns (11), one shy of the record ... John Uribe threw at least two touchdown passes for the fifth straight game ... the crowd of 4,531 was one of the largest home crowds in Lindenwood's history.



Central Missouri at Lindenwood					
	1	2	3	4	F
Central Missouri	9	10	28	0	47
Lindenwood	14	0	7	7	28

Team Statistics		
	CMU	LU
First Downs	29	12
Net Rushing	38-102	29-168
Net Passing	429	202
Total Offense	531	370
Passing	29-46-1	17-30-0
Punting	5-212	8-307
Fumbles-Lost	3-2	2-2
Penalties-Yards	10-70	6-54

Individual Leaders

RUSHING: Central Missouri-Taylor,LaVance 16-77; Cooper,Clayton 1-16; Corwin,Tommy 12-14; Washington,Corey 1-1; Watson,Ralph 1-1; TEAM 1-minus 2; Tornado,Camren 4-minus 2; Salter,Darrian 2-minus 3. Lindenwood-O'Bryant, Denodus 11-179; McGowan,Therman 9-26; Byrd,Marvin 1-minus 2; Uribe,John 8-minus 35.

PASSING: Central Missouri-Corwin,Tommy 29-45-1-429; TEAM 0-1-0-0. Lindenwood-Uribe,John 17-30-0-202.

RECEIVING: Central Missouri-Howard,Jamar 10-178; Cannon,David 6-110; Taylor,LaVance 4-40; Kirkwood,Anthon 3-36; Dyer,Taylor 2-15; Tornado,Camren 1-18; Gorman,Sean 1-16; Cooper,Clayton 1-9; Watson,Ralph 1-7. Lindenwood-Helmick,Andrew 9-147; Bunton,Mike 3-29; Robinson,Alex 1-13; O'Bryant,Denodus 1-6; Jackson,Terance 1-5; Munnerlyn,Ty 1-5; McGowan,Therman 1-minus 3.

TACKLES: Central Missouri-Hanna,Colin 3-4; Douglas,Marlon 3-2; Reedus,Alexis 4-0; Leinbaugh,Zach 3-1; King,Devin 3-1; Bax,David 3-1; Carter,Joe 2-2; Smith,Garrett 2-1; Taufa,Sosaia 2-1; Lewis,Patrick 1-2. Lindenwood-Epstein,Tyler 8-3; Golder, Christian 8-0; Collier,Donald 5-2; Howard,Chris 3-4; Reed,Brock 4-2; Fogle,Cody 3-3; Gracy,Sean 4-1; Reider,Cody 3-1; Broome, Justin 2-1; Tepea,Nick 2-0; Mohammad,Kalcig 2-0; Warren,Xavier 2-0; Fulton,Chaz 1-1; Davis,Devin 1-0; Jones,Malcomb 1-0; Day, Joe 1-0; Dreyer,Kellen 1-0.

LU FOOTBALL

COACHES

LIONS

OPPONENTS

2011 REVIEW

HISTORY

LINDENWOOD





LINDENWOOD 48, CENTRAL OKLAHOMA 14
NOV. 12 - EDMOND, OKLA.
WANTLAND STADIUM



The Lindenwood football team earned a big victory over a future conference opponent in Edmond, Okla. The Lions defeated Central Oklahoma by a 48-14 score in their final regular season contest.

Lindenwood's defense dominated the first half, as it allowed just 127 yards and no points, and forced two turnovers. The first turnover was an interception by Chaz Fulton late in the first quarter and he returned it 57 yards for the first touchdown of the game.

The Lions' other touchdowns in the half, both in the second quarter, were also set up by the defense. Twice, Central Oklahoma went three-and-out and punted the ball to Lindenwood at midfield. The first time, Lindenwood scored on a 22-yard pass to Thomas Stubbs. Its next possession, Denodus O'Bryant finished off the drive with a one-yard touchdown run.

Lindenwood went up 28-0 early in the third quarter on a 26-yard pass from David Ortega to Alex Robinson. Central Oklahoma finally got on the board midway through the third quarter on a passing touchdown. On the ensuing kickoff, Andrew Helmick returned it 100 yards to put Lindenwood back up by 28 at 35-7. The Bronchos scored one more touchdown in the third quarter, but Lindenwood completed the victory with two touchdowns in the fourth. Therman McGowan had a five-yard run and Helmick caught a 44-yard touchdown pass from Joe Plassmeyer.

Lindenwood finished the game with 358 yards of offense, including 250 on the ground. Central Oklahoma had 318 total yards, and just 48 rushing. The Lions defense forced three interceptions in the game.

In his first start of the season, senior quarterback Ortega threw for two touchdowns, and Joe Plassmeyer also had a touchdown pass. McGowan rushed for 101 yards, and Helmick had 54 rushing yards and 43 receiving yards. Robinson caught two passes for 36 yards.

Defensively, Chris Howard had nine tackles. Brock Reed and Malach Radigan had the other interceptions for the team, and Christian Golder had five tackles, one tackle for loss, and two pass breakups.

Game Notes: Lindenwood improves to 8-3 on the season, while Central Oklahoma falls to 2-9 ... the Lions improve to 3-2 on the season versus NCAA Division II programs ... Andrew Helmick tied the school's single-season receiving touchdowns records of 12 with his fourth-quarter score ... Chris Howard passed 80 tackles on the season, just the tenth Lion to accomplish that during the Patrick Ross era at the school, and he now has 253 tackles for his career ... Helmick's special teams touchdown was the eighth special team score of the season for Lindenwood.



Lindenwood at Central Oklahoma

	1	2	3	4	F
Lindenwood	7	14	14	13	48
Central Oklahoma	0	0	14	0	14

Team Statistics

	UCO	LU
First Downs	9	13
Net Rushing	22-48	37-250
Net Passing	270	108
Total Offense	318	358
Passing	39-66-3	8-20-2
Punting	7-305	5-180
Fumbles-Lost	1-0	3-0
Penalties-Yards	6-51	9-71

Individual Leaders

RUSHING: Lindenwood-McGowan,Therman 11-101; Byrd, Marvin 3-61; Helmick,Andrew 4-54; O'Bryant,Denodus 11-43; Bunton,Mike 2-29; Wofford, James 1-15; Ortega,David 2-5; Jasin,Taylor 1-minus 22; TEAM 2-minus 36. Central Oklahoma-Birmingham,J. 15-37; Lipscomb,D. 3-18; Sharp,E. 1-8; Greve,L. 2-minus 4; TEAM 1-minus 11.

PASSING: Lindenwood-Ortega,David 5-14-2-58; Plassmeyer,Joe 2-3-0-41; Helmick,Andrew 1-2-0-9; Jasin,Taylor 0-1-0-0. Central Oklahoma-Greve,L. 31-49-1-207; Sharp,E. 8-17-2-63..

RECEIVING: Lindenwood-Helmick,Andrew 2-43; Robinson, Alex 2-36; Bunton,Mike 2-minus 2; Stubbs,Thomas 1-22; McGowan,Therman 1-9. Central Oklahoma-Davis,B. 11-94; Woods,A. 6-50; Hood,C. 6-45; Holland,T. 5-33; Birmingham,J. 4-15; Jackson,M. 4-9; Mensah,A. 1-12; Davis,T. 1-11; Lipscomb,D. 1-1.

TACKLES: Lindenwood-Howard,Chris 5-4; Broome,Justin 5-2; Reed,Brock 5-1; Collier,Donald 4-2; Hawkins,Dillon 3-3; Epstein, Tyler 4-1; Tepea,Nick 4-1; Golder,Christian 3-2; Day, Joe 4-0; Fogle,Cody 2-2; Warren, Xavier 2-0; Meraz,Alex 1-1; McComb,Jon 0-2; Gracy,Sean 1-0. Central Oklahoma-Dozier,D. 9-3; Pennon, C. 3-2; Cason,T. 1-4; Troup,T. 0-5; Koons,S. 3-1; Shaw,Tyler 1-2; Moses,S. 1-2; Harmon, B. 1-2; Stanley,R. 2-0; Dandy,A. 1-1; Byford, C. 1-1; Warner, D. 0-2; Birmingham,J. 1-0; James,A. 1-0; Daniels,S. 1-0; Blackshear,I. 1-0; Williams,B. 1-0.

LU FOOTBALL

COACHES

LIONS

OPPONENTS

2011 REVIEW

HISTORY

LINDENWOOD



2011 STATS

	LU	Opp.
SCORING	443	260
Points Per Game	40.3	23.6
FIRST DOWNS	184	215
Rushing	72	70
Passing	104	123
Penalty	8	22
RUSHING YARDAGE	1454	1249
Yards gained rushing	1928	1617
Yards lost rushing	474	368
Rushing Attempts	355	407
Average Per Rush	4.1	3.1
Average Per Game	132.2	113.5
TDs Rushing	25	14
PASSING YARDAGE	2593	2632
Comp-Att-Int	193-329-9	253-428-13
Average Per Pass	7.9	6.1
Average Per Catch	13.4	10.4
Average Per Game	235.7	239.3
TDs Passing	23	15
TOTAL OFFENSE	4047	3881
Total Plays	684	835
Average Per Play	5.9	4.6
Average Per Game	367.9	352.8
KICK RETURNS: #-Yards	51-1258	68-1226
PUNT RETURNS: #-Yards	41-780	19-195
INT RETURNS: #-Yards	13-378	9-188
KICK RETURN AVERAGE	24.7	18.0
PUNT RETURN AVERAGE	19.0	10.3
INT RETURN AVERAGE	29.1	20.9
FUMBLES-LOST	25-13	18-12
PENALTIES-Yards	79-677	61-497
Average Per Game	61.5	45.2
PUNTS-Yards	58-2238	78-2806
Average Per Punt	38.6	36.0
Net punt average	33.8	25.2
TIME OF POSSESSION/Game	26:36	33:24
3RD-DOWN Conversions	47/142	61/184
3rd-Down Pct	33%	33%
4TH-DOWN Conversions	14/24	11/20
4th-Down Pct	58%	55%
SACKS BY-Yards	35-233	42-249
MISC YARDS	8	0
TOUCHDOWNS SCORED	60	32
FIELD GOALS-ATTEMPTS	9-11	13-15
ON-SIDE KICKS	0-0	1-1
RED-ZONE SCORES	(34-43) 79%	(33-43) 77%
RED-ZONE TOUCHDOWNS	(27-43) 63%	(22-43) 51%
PAT-ATTEMPTS	(54-57) 95%	(29-31) 94%
ATTENDANCE	15776	25686
Games/Avg Per Game	6/2629	5/5137
Neutral Site Games		0/0

Score by Quarters	1st	2nd	3rd	4th	OT	Total
Lindenwood	125	114	100	104	0	443
Opponents	45	77	97	41	0	260

Rushing	gp-gs	att	gain	td	lg	avg/g
McGowan,Therman	11-5	126	709	9	48	64.5
O'Bryant,Denodus	7-6	50	368	4	84	52.6
Byrd,Marvin	10-0	41	249	5	55	24.9
Wilson,Gary	5-0	15	123	1	66	24.6
Celestine,Tim	11-1	14	90	1	33	8.2
Caine,Gabe	1-0	9	56	1	24	56.0
Helmick,Andrew	11-11	5	51	0	40	4.6
Bunton,Mike	10-10	7	32	0	33	3.2
Ortega,David	7-1	14	19	3	5	2.7
Wofford,James	10-0	1	15	0	15	1.5
Jasin,Taylor	6-0	6	7	0	18	1.2
Stewart,Chase	9-0	4	3	0	4	0.3
Munnerlyn,Ty	10-0	0	0	1	0	0.0
Uribe,John	10-10	54	58	0	10	-18.2
Total.....	11	355	1454	25	84	132.2
Opponents.....	11	407	1249	14	48	113.5

Passing	gp-gs	effic	c-a-int.	pct	yds	td	lg	avg/g
Uribe,John	10-10	147.9	165-271-6	60.9	2204	19	82	220.4
Ortega,David	7-1	125.3	20-42-2	47.6	318	3	45	45.4
Jasin,Taylor	6-0	47.6	5-10-1	50.0	21	0	9	3.5
Plassmeyer,Joe	2-0	291.5	2-3-0	66.7	41	1	44	20.5
Helmick,Andrew	11-11	87.8	1-2-0	50.0	9	0	9	0.8
Bunton,Mike	10-10	0.0	0-1-0	0.0	0	0	0	0.0
Total.....	11	142.5	193-329-9	58.7	2593	23	82	235.7
Opponents.....	11	116.3	253-428-13	59.1	2632	15	72	239.3

Receiving	gp-gs	no.	yds	avg	td	lg	avg/g
Helmick,Andrew	11-11	56	901	16.1	12	82	81.9
Robinson,Alex	11-11	34	412	12.1	4	39	37.5
Bunton,Mike	10-10	32	305	9.5	0	37	30.5
Jackson,Terance	10-10	14	115	8.2	4	29	11.5
McGowan,Therman	11-5	12	234	19.5	0	68	21.3
O'Bryant,Denodus	7-6	9	129	14.3	1	71	18.4
Munnerlyn,Ty	10-0	8	125	15.6	0	47	12.5
Jimmerson,Blayr	7-0	8	108	13.5	0	35	15.4
Celestine,Tim	11-1	7	135	19.3	1	38	12.3
Byrd,Marvin	10-0	4	25	6.2	0	17	2.5
Arnette,Blake	9-0	3	25	8.3	0	9	2.8
Stewart,Chase	9-0	3	8	2.7	0	3	0.9
Jones,Malcomb	3-0	1	45	45.0	0	45	15.0
Stubbs,Thomas	11-2	1	22	22.0	1	22	2.0
Caine,Gabe	1-0	1	4	4.0	0	4	4.0
Total.....	11	193	2593	13.4	23	82	235.7
Opponents.....	11	253	2632	10.4	15	72	239.3

Punt Returns	no.	yds	avg	td	lg
Bunton,Mike	28	508	18.1	3	90
McGowan,Therman	7	196	28.0	3	80
Fogle,Cody	2	22	11.0	0	13
Wofford,James	2	22	11.0	0	20
Arnette,Blake	1	2	2.0	0	0
Golder,Christian	1	30	30.0	0	0
Total.....	41	780	19.0	6	90
Opponents.....	19	195	10.3	0	27



LU FOOTBALL

COACHES

LIONS

OPPONENTS

2011 REVIEW

HISTORY

LINDENWOOD





Interceptions	no.	yds	avg	td	lg
Broome,Justin	4	203	50.8	1	94
Tepea,Nick	2	70	35.0	1	70
Reed,Brock	1	0	0.0	0	0
Cobb,Mike	1	0	0.0	0	0
Epstein,Tyler	1	11	11.0	0	11
Fulton,Chaz	1	57	57.0	1	57
Jones,Malcomb	1	0	0.0	0	0
Wofford,James	1	11	11.0	0	11
Radigan,Malach	1	26	26.0	0	26
Total.....	13	378	29.1	3	94
Opponents.....	9	188	20.9	1	59

Kick Returns	no.	yds	avg	td	lg
Bunton,Mike	16	360	22.5	0	53
Celestine,Tim	11	189	17.2	0	47
Helmick,Andrew	11	356	32.4	1	100
O'Bryant,Denodus	7	216	30.9	1	84
Golder,Christian	1	56	56.0	0	56
McGowan,Therman	1	19	19.0	0	19
Byrd,Marvin	1	23	23.0	0	23
Stewart,Chase	1	13	13.0	0	13
Collier,Donald	1	18	18.0	0	18
Arnette,Blake	1	8	8.0	0	8
Total.....	51	1258	24.7	2	100
Opponents.....	68	1226	18.0	0	43

Fumble Returns	no.	yds	avg	td	lg
Howard,Chris	1	46	46.0	1	46
Fogle,Cody	1	4	4.0	0	4
Total.....	2	50	25.0	1	46
Opponents.....	2	2	1.0	2	2

Punting	no.	yds	avg	lg	tb	fc	i20	50+	blk
Keseloff,Morris	58	2238	38.6	55	4	14	14	6	0
Total.....	58	2238	38.6	55	4	14	14	6	0
Opponents.....	78	2806	36.0	64	3	2	18	11	1

Kickoffs	no.	yds	avg	tb	ob	retn	net	yd
Oliva,Anderson	61	3703	60.7	7	1			
Neal,James	14	788	56.3	0	1			
Burns,Edward	3	150	50.0	0	1			
Total.....	78	4641	59.5	7	3	18.0	42.0	28
Opponents.....	57	3332	58.5	5	1	24.7	34.6	35

Field Goals	fg	pct.	01-19	20-29	30-39	40-49	lg
Neal,James	9-11	81.8	0-0	4-5	2-3	3-3	44

Total Offense	g	plays	rush	pass	total	avg/g
Uribe,John	10	325	-182	2204	2022	202.2
McGowan,Therman	11	126	709	0	709	64.5
O'Bryant,Denodus	7	50	368	0	368	52.6
Ortega,David	7	56	19	318	337	48.1
Byrd,Marvin	10	41	249	0	249	24.9
Wilson,Gary	5	15	123	0	123	24.6
Celestine,Tim	11	14	90	0	90	8.2
Helmick,Andrew	11	7	51	9	60	5.5
Caine,Gabe	1	9	56	0	56	56.0
Plassmeyer,Joe	2	3	0	41	41	20.5
Bunton,Mike	10	8	32	0	32	3.2
Jasin,Taylor	6	16	7	21	28	4.7
Wofford,James	10	1	15	0	15	1.5
Stewart,Chase	9	4	3	0	3	0.3
TEAM	7	9	-86	0	-86	-12.3
Total.....	11	684	1454	2593	4047	367.9
Opponents.....	11	835	1249	2632	3881	352.8

Scoring	td	fg	PAT					saf	pts
			kick	rush	rcv	pass	dxp		
Neal,James	0	9-11	54-57	0-0	0	0-0	0	0	81
Helmick,Andrew	13	0-0	0-0	0-0	0	0-0	0	0	78
McGowan,Therman	12	0-0	0-0	0-0	0	0-0	0	0	72
O'Bryant,Denodus	6	0-0	0-0	0-0	0	0-0	0	0	36
Byrd,Marvin	5	0-0	0-0	0-0	0	0-0	0	0	30
Jackson,Terance	4	0-0	0-0	0-0	0	0-0	0	0	24
Robinson,Alex	4	0-0	0-0	0-0	0	0-0	0	0	24
Ortega,David	3	0-0	0-0	0-0	0	0-0	0	0	18
Bunton,Mike	3	0-0	0-0	0-0	0	0-0	0	0	18
Celestine,Tim	2	0-0	0-0	0-0	0	0-0	0	0	12
Wilson,Gary	1	0-0	0-0	0-0	0	0-0	0	0	6
Munnerlyn,Ty	1	0-0	0-0	0-0	0	0-0	0	0	6
Stubbs,Thomas	1	0-0	0-0	0-0	0	0-0	0	0	6
Caine,Gabe	1	0-0	0-0	0-0	0	0-0	0	0	6
Fulton,Chaz	1	0-0	0-0	0-0	0	0-0	0	0	6
Tepea,Nick	1	0-0	0-0	0-0	0	0-0	0	0	6
Broome,Justin	1	0-0	0-0	0-0	0	0-0	0	0	6
Howard,Chris	1	0-0	0-0	0-0	0	0-0	0	0	6
TEAM	0	0-0	0-0	0-0	0	0-0	0	1	2
Keseloff,Morris	0	0-0	0-0	0-1	0	0-0	0	0	0
Uribe,John	0	0-0	0-0	0-0	0	0-2	0	0	0
Total.....	60	9-11	54-57	0-1	0	0-2	0	1	443
Opponents.....	32	13-15	29-31	0-1	0	0-0	0	0	260



LU FOOTBALL

COACHES

LIONS

OPPONENTS

2011 REVIEW

HISTORY

LINDENWOOD





#	Defensive Leaders	gp-gs	Tackles			Sacks	Pass defense				Fumbles		Blkd		
			ua	a	tot		tfl/yds	no-yds	int-yds	BU	PD	qbh	rcv-yds	ff	kick
52	Howard,Chris	11-11	40	48	88	5.5- 12	1.0- 5	.	1	.	.	1-46	.	.	.
21	Reed,Brock	11-10	37	32	69	7.5- 30	4.0- 24	1-0	2	3	1	2- 0	2	.	.
20	Fogle,Cody	11-11	39	26	65	0.5- 2	.	.	2	2	.	2-4	.	.	.
18	Golder,Christian	11-10	44	18	62	3.5- 17	1.0- 11	.	9	9	.	1-0	.	2	.
8	Collier,Donald	11-10	38	20	58	1.5- 2	.	.	4	4	.	.	1	.	.
17	Epstein,Tyler	10-10	32	25	57	2.0- 10	1.0- 8	1-11	1	2	3	1	- 0	.	.
27	Broome,Justin	11-3	22	17	39	.	.	4-203	6	10	.	.	1	.	.
41	McComb,Jon	11-1	11	26	37	7.5- 37	4.0-26	.	3	3	1
47	Hawkins,Dillon	11-0	14	22	36	1.5- 3	.	.	1	1	.	1- 0	.	.	.
87	Reider,Cody	10-0	21	12	33	7.5- 40	6.0-37	1-0	1	1	.
90	Day,Joe	10-9	25	7	32	9.0- 37	4.5- 28	.	.	.	2	1-0	1	.	.
12	Tepea,Nick	11-1	24	8	32	.	2-70	1	3	.	.	.	1	.	.
50	Radigan,Malach	11-11	10	17	27	4.0- 7	1.5-4	1-26	1	2	1
85	Stubbs,Thomas	11-2	12	14	26	4.0- 12	1.0-4	.	1	1	1	.	1	.	.
9	Gracy,Sean	11-10	15	10	25	8.0- 52	5.5-43	.	2	2	1	.	2	.	.
91	Dreyer,Kellen	10-0	13	10	23	5.5- 21	1.5-9	.	.	.	1	1-0	.	.	.
44	Ritzman,Tony	11-1	9	11	20	1.5- 3	.	.	1	1	.	1-0	.	.	.
89	Mohammad,Kaleig	11-11	8	10	18	2.0- 6	0.5-4	.	1	1
32	Grubbs,Nick	10-0	14	4	18	1.5- 3	1	.	.
93	Fulton,Chaz	11-0	7	10	17	1.5- 12	1.5-12	1-57	.	1
10	Springer,Chris	10-9	10	7	17	.	.	.	3	3
55	Meraz,Alex	10-0	7	8	15	2.0- 5	1	.	.
29	Wofford,James	10-0	8	4	12	.	.	1-11	.	1
92	Warren,Xavier	9-0	6	2	8	0.5- 2	1	.	.
34	Arnette,Blake	9-0	4	3	7	1	.	.
42	Davis,Devin	6-0	3	3	6	0.5-2
31	Byrd,Marvin	10-0	2	4	6
70	Drake,Tremieko	8-0	2	3	5	2.0-5
49	Jonsson,Filip	11-0	3	1	4
79	Giger,K.C.	11-6	2	2	4
11	Robinson,Alex	11-11	3	1	4	1.0-18
48	Oliva,Anderson	10-0	2	2	4
57	Magallon,Edward	2-0	.	3	3
16	Munnerlyn,Ty	10-0	1	1	2
4	McGowan,Therman	11-5	2	.	2
88	Jones,Malcomb	3-0	1	1	2	.	.	1-0	.	1
22	Celestine,Tim	11-1	1	1	2
96	Butler,Steven	2-0	2	.	2	2.0-18	2.0-18
19	Winters,Brian	1-1	1	.	1	1.0-1
30	Cobb,Mike	6-0	1	.	1	.	.	1-0	.	1
14	Jasin,Taylor	6-0	1	.	1
3	Jimmerson,Blayr	7-0	1	.	1
40	Geiger,Josh	2-0	.	1	1
35	Neal,James	10-0	1	.	1
7	Uribe,John	10-10	1	.	1
TM TEAM		7-0	1
Total.....	11-0		500	394	894	83-357	35-233	13-378	39	52	11	12-50	14	3	1
Opponents.....	11-0		420	290	710	91-418	42-249	9-188	28	37	13	13-2	12	.	.

LU FOOTBALL

COACHES

LIONS


OPPONENTS

2011 REVIEW

HISTORY

LINDENWOOD





History



Records



RUSHING

INDIVIDUAL MOST RUSHES

Game.....43... DeDe Dorsey vs Graceland (2005)
 Season ...280DeDe Dorsey (2005)
 Career405DeDe Dorsey (2004-05)

YARDS GAINED

Game.....271 ... DeDe Dorsey vs Graceland (2005)
 Season ...280DeDe Dorsey (2005)
 Career405DeDe Dorsey (2004-05)

TOUCHDOWNS

Game.....271 .. DeDe Dorsey vs Graceland (2005)
 Season ...280DeDe Dorsey (2005)
 Career405DeDe Dorsey (2004-05)



DENODUS O'BRYANT

100-YARD RUSHING GAMES

No.	Player	Best	Year
12	DeDe Dorsey	271	vs. Graceland (2005)
11	Marceo Haywood	235	vs. Butler (1999)
10	Adam Saperstein	235	vs. Cumberland (1990)
10	Hakeem Abdullah	161	vs. Central Methodist (2007)
8	Denodus O'Bryant	179	vs. Cental Missouri (2011)
6	Sherwan Ellis	192	vs. Northwestern (2003)
3	Derron Parquet	161	vs. William Jewell (2004)
3	Dario Camacho	153	vs. Missouri Valley (2008)
3	Jacob Boucek	147	vs. Baker (1998)
3	Cecilo Severado	120	vs. Olivet Nazarene (2001)
2	Richard Murrell	171	vs. Georgetown (2007)
2	Wallace Santee	155	vs. Central Methodist (1997)
2	David Goodwell	118	vs. Taylor (1994)
2	Therman McGowan	104	vs. Saint Joseph's (2011)
2	Ron Huskey	142	vs. Missouri Valley (2000)
1	Latrell Yancey	151	vs. Baker (2004)
1	Donnie Dillard	134	vs. Trinity International (1995)
1	McCray Harris	130	vs. Baker (2006)
1	Greg Morris	127	vs. Evangel (2004)
1	Dana Day	124	vs. McKendree (1996)
1	K. Watson	115	vs. Evangel (2002)
1	Jim Paddock	113	vs. Oklahoma Panhandle (1992)
1	Joe Fiorino	109	vs. Oklahoma Panhandle (1993)
1	David Ortega	105	vs. Avila (2009)
1	Marvin Byrd	119	vs. Culver-Stockton (2011)
1	LeMarien Parson	100	vs. Culver-Stockton (2010)

TEAM MOST RUSHES


Game.....432005
 Season5062004

YARDS GAINED

Game.....2712005
 Season27962009

TOUCHDOWNS

Game.....2712005
 Season492009



DEDE DORSEY

SINGLE-SEASON 1,000-YARD RUSHER

DeDe Dorsey	1600	1999
Marceo Haywood	1509	1999
Hakeem Abdullah	1155	2007
Adam Saperstein	1136	1991
Denodus O'Bryant	1000	2009



TOP FIVE TEAM RUSHING RECORD

	SEASON		SINGLE GAME
RUSHES	TOUCHDOWNS	RUSHES	RUSHES
1. 506 (2004)	1. 49 (2009)	1. 63, vs. Culver-Stockton (1997)	2. 59, vs. Hardin-Simmons (1991)
2. 461 (2005)	2. 31 (2010)	3. 58, vs. Northwestern (2003)	4. 57, vs. Evangel (2002)
3. 450 (2008)	3. 30 (2007)	5. 56, vs. Graceland (2005)	
4. 445 (2007)	4. 28 (2008)		
5. 442 (1993)	5. 25 (2011)		
RUSHES PER GAME	YARDS GAINED PER GAME	YARDS	
1. 42.2 (2004)	1. 199.7 (2009)	1. 376, vs. Culver-Stockton (2010)	
2. 41.9 (2005)	2. 196.5 (2004)	2. 369, vs. Georgetown (2007)	
3. 40.2 (1993)	3. 194.3 (2007)	3. 341, vs. Culver-Stockton (1991)	
4. 37.1 (2007)	4. 192.8 (2010)	4. 334, vs. Evangel (2002)	
5. 34.6 (2008)	5. 192.5 (2005)	5. 328, vs. Evangel (2009)	
YARDS	HIGHEST AVG. PER RUSH	TOUCHDOWNS	
1. 2796 (2009)	1. 6.7 (2009)	1. 8, vs. Culver-Stockton (2010)	
2. 2358 (2004)	2. 5.9 (2010)	2. 7, vs. Evangel (2009)	
3. 2331 (2007)	3. 5.2 (2007)	3. 6, vs. Graceland (2005)	
4. 2121 (2010)	4. 4.7 (2008)	4. 6, vs. Central Methodist (2005)	
5. 2117 (2005)	5. 4.7 (2004)	5. 6, vs. William Jewell (2009)	

TOP FIVE INDIVIDUAL RUSHING RECORDS

	SEASON		SINGLE GAME
RUSHES	TOUCHDOWNS	RUSHES	RUSHES
1. 280, DeDe Dorsey (2005)	1. 16, DeDe Dorsey (2005)	1. 43, DeDe Dorsey vs. Graceland (2005)	2. 40, Marceo Haywood vs. Evangel (1999)
2. 219, Adam Saperstein (1990)	2. 15, Marceo Haywood (1998)	3. 36, Derron Parquet vs. MNU (2004)	4. 35, Adam Saperstein vs. Cumberland (1990)
3. 210, Marceo Haywood (1998)	3. 15, Denodus O'Bryant (2009)	5. 35, Adam Saperstein vs. Hardin-Simmons (91)	
4. 199, Hakeem Abdullah (2007)	4. 13, Marceo Haywood (1999)		
5. 155, Derron Parquet (2004)	5. 12, Adam Saperstein (1991)		
RUSHES PER GAME	YARDS GAINED PER GAME	YARDS	
1. 25.5 DeDe Dorsey (2005)	1. 150.9, Marceo Haywood (1999)	1. 271, DeDe Dorsey vs. Graceland (2005)	
2. 21.9. Adam Saperstein (1990)	2. 145.5, DeDe Dorsey (2005)	2. 246, DeDe Dorsey vs. Evangel (2005)	
3. 19.4, Derron Parquet (2004)	3. 113.6, Adam Saperstein (1991)	3. 235, Marceo Haywood vs. Butler (1999)	
4. 19.1, Marceo Haywood (1998)	4. 105.9, Adam Saperstein (1990)	4. 235, Adam Saperstein vs. Cumberland (1990)	
5. 16.6, Hakeem Abdullah (2007)	5. 102.7, Marceo Haywood (1998)	5. 220, Adam Saperstein vs. St. Ambrose (1991)	
YARDS	HIGHEST AVG. PER RUSH	TOUCHDOWNS	
1. 1600, DeDe Dorsey (2005)	1. 5.8, Hakeem Abdullah (2007)	1. 6, DeDe Dorsey vs. Graceland (2005)	
2. 1509, Marceo Haywood (1999)	2. 5.7, DeDe Dorsey (2005)	2. 5, Adam Saperstein vs. Hardin-Simmons (1991)	
3. 1155, Hakeem Abdullah (2007)	3. 5.4, Marceo Haywood (1998)	3. 3, Adam Saperstein vs. Lane (1991)	
4. 1136, Adam Saperstein (1991)	4. 5.3, Dario Camacho (2008)	4. 3, Jim Paddock vs. Okla. Panhandle State (1992)	
5. 1130, Marceo Haywood (1998)	5. 4.8, Adam Saperstein (1990)	5. 3, Shawn Morman vs. Minnesota-Morris (1992)	

CAREER

RUSHES	TOUCHDOWNS
1. 405, DeDe Dorsey (2004-05)	1. 28, Marceo Haywood (1998-99)
2. 348, Hakeem Abdullah (2006-07)	2. 27, Denodus O'Bryant (2009-)
3. 251, Denodus O'Bryant (2009-)	3. 25, DeDe Dorsey (2004-05)
4. 220, Nate Orlando (2007-08,10)	4. 20, Richard Murrell (2007, 09)
5. 219, Adam Saperstein (1990)	5. 18, Nate Orlando (2007-08, 10)

YARDS

- 2639, Marceo Haywood (1998-99)
- 2441, DeDe Dorsey (2004-05)
- 2195, Adam Saperstein (1990-91)
- 2054, Hakeem Abdullah (2006-07)
- 2032, Denodus O'Bryant (2009-)

LONGEST RUSHES

- Denodus O'Bryant ... 84vs. Central Missouri (2011)
- Richard Murrell..... 84vs. Georgetown (2007)
- Denodus O'Bryant ... 82vs. Evangel (2009)
- Sherwin Ellis..... 81vs. Evangel (2003)
- Hakeem Abdullah..... 81vs. Georgetown (2007)
- Donnie Dillard 80 ...vs. Trinity International (1995)
- Wallace Santee.....80vs. Central Methodist (1997)
- DeDe Dorsey79vs. Central Methodist (2005)

LU FOOTBALL

STAFF

LIONS

MIAA

2011 REVIEW

HISTORY

LINDENWOOD



PASSING

INDIVIDUAL MOST ATTEMPTS

Game..... 58.....Mike Hofbauer vs. Baker (200)
 Season 280.....DeDe Dorsey (2005)
 Career..... 1095Ben Kisner (2005-08)

COMPLETIONS

Game..... 32..... Ben Kisner vs Morningside (2008)
 Season 280.....DeDe Dorsey (2005)
 Career..... 638Ben Kisner (2005-08)

YARDS

Game..... 445..... Ben Kisner vs Morningside (2005)
 Season 3655.....Ben Kisner (2008)
 Career..... 8546Ben Kisner (2005-08)

TOUCHDOWNS

Game..... 6..... Philip Staback vs Baker (2010)
 Season 36.....Philip Staback (2009)
 Career..... 70Philip Staback (2009-10)

YARDS PER GAME

Game..... 271.... DeDe Dorsey vs Graceland (2005)
 Season 280.....DeDe Dorsey (2005)
 Career 279.6 Philip Staback (2009-10)

TEAM ATTEMPTS

Game..... 62..... 2000
 Season 411..... 2008

COMPLETIONS

Game..... 35..... 2000
 Season 263..... 2008

YARDS GAINED

Game..... 552..... 2010
 Season 4098..... 2009

TOUCHDOWNS

Game..... 6..... 2010
 Season 42..... 2010

YARDS PER GAME

Season 358.7..... 2010



PHILIP STABACK

300+ YARD PASSING GAMES

Player	Yards	Opponent
Ben Kisner.....	445.....	vs. Morningside (2008)
Mike Hofbauer.....	439.....	vs. Baker (2000)
Philip Staback.....	436.....	vs. Baker (2010)
Ben Kisner.....	406.....	vs. Evangel (2008)
Philip Staback.....	404.....	vs. Missouri Valley (2010)
Max Brown.....	393.....	vs. Benedictine (1996)
Philip Staback.....	385.....	vs. Evangel (2010)
Philip Staback.....	382.....	vs. Carroll (2009)
Ben Kisner.....	356.....	vs. Graceland (2008)
Philip Staback.....	354.....	vs. Saint Francis (2010)
Ben Kisner.....	352.....	vs. Lambuth (2008)
Philip Staback.....	352.....	vs. Graceland (2009)
Mike Hofbauer.....	335.....	vs. Evangel (2000)
Philip Staback.....	330.....	vs. Central Methodist (2010)
Ben Kisner.....	327.....	vs. Mid America Nazarene (2005)
Philip Staback.....	327.....	vs. Missouri Valley (2009)
John Uribe.....	313.....	vs. Azusa Pacific (2011)
Max Brown.....	301.....	vs. Evangel (1997)



BEN KISNER



EMILIA SALAZAR



TOP FIVE TEAM

SEASON

ATTEMPTS

1. 437 (2008)
2. 429 (2009)
3. 396 (1995)
4. 383 (2007)
5. 329 (2011)

ATTEMPTS PER GAME

1. 36.0 (1995)
2. 33.6 (2008)
3. 31.9 (2007)
4. 30.6 (2009)
5. 29.9 (2011)

COMPLETIONS

1. 282 (2009)
2. 280 (2008)
3. 228 (2010)
4. 223 (2007)
5. 215 (1995)

TOUCHDOWNS

1. 42 (2010)
2. 40 (2009)
3. 36 (2008)
4. 23 (2007)
5. 23 (2011)

YARDS

1. 4098 (2009)
2. 3946 (2010)
3. 3879 (2008)
4. 2758 (2007)
5. 2593 (2011)

YARDS PER GAME

1. 358.7, (2010)
2. 298.4 (2008)
3. 292.7 (2009)
4. 235.7 (2011)
5. 229.8 (2007)

SINGLE GAME

ATTEMPTS

1. 62 vs. Culver-Stockton (2000)
2. 58 vs. Baker (2000)
3. 48 vs. Morningside (2008)
4. 47 vs. Benedictine (1997)
5. 46 vs. Westminster (1995)

YARDS

1. 552 vs. Evangel (2010)
2. 490 vs. Baker (2010)
3. 454 vs. Morningside (2008)
4. 453 vs. Graceland (2010)
5. 439 vs. Baker (2000)

TOUCHDOWNS

1. 6 vs. Baker (2010)
2. 5 vs. Graceland (1996)
3. 5 vs. Culver-Stockton (2008)
4. 5 vs. Lambuth (2008)
5. 5 vs. MidAmerica Nazarene (2009)

TOP FIVE INDIVIDUALS

SEASON

ATTEMPTS

1. 411, Ben Kisner (2008)
2. 351, Philip Staback (2009)
3. 349, Ben Kisner (2007)
4. 271, John Uribe (2011)
5. 269, Emilia Salazar (2004)

COMPLETIONS

1. 263, Ben Kisner (2008)
2. 237, Philip Staback (2009)
3. 210, Ben Kisner (2007)
4. 189, Philip Staback (2010)
5. 165, John Uribe (2011)

YARDS

1. 3,655, Ben Kisner (2008)
2. 3,381, Philip Staback (2009)
3. 3,329, Philip Staback (2010)
4. 2,549, Ben Kisner (2007)
5. 2,204, John Uribe (2011)

ATTEMPTS

1. 1095, Ben Kisner (2005-08)
2. 602, Philip Staback (2009-10)
3. 487, Cory Nesslage (1993-95)
4. 271, John Uribe (2011)
5. 243, Emilia Salazar (2004)

YARDS

1. 8,546, Ben Kisner (2005-08)
2. 7,214, Max Brown (1995-98)
3. 6,710, Philip Staback (2009)
4. 3,155, Cory Nesslage (1993-95)
5. 2,204, John Uribe (2011)

TOUCHDOWNS

1. 36, Philip Staback (2009)
2. 34, Philip Staback (2010)
3. 33, Ben Kisner (2008)
4. 19, Ben Kisner (2007)
5. 19, John Uribe (2011)

YARDS GAINED PER GAME

1. 332.9, Philip Staback (2010)
2. 281.2, Ben Kisner (2008)
3. 241.5, Philip Staback (2009)
4. 220.4, John Uribe (2011)
5. 213.8, Max Brown (1996)

COMPLETION PERCENTAGE

1. .753, Philip Staback (2010)
2. .675, Philip Staback (2009)
3. .640, Ben Kisner (2008)
4. .610, Max Brown (1998)
5. .609, John Uribe (2011)

CAREER

TOUCHDOWNS

1. 70, Philip Staback (2009-10)
2. 69, Ben Kisner (2005-08)
3. 50, Max Brown (1995-98)
4. 23, Cory Nesslage (1993-95)
5. 19, John Uribe (2011)

COMPLETIONS

1. 638, Ben Kisner (2005-08)
2. 426, Philip Staback (2009)
3. 254, Cory Nesslage (1993-95)
4. 165, John Uribe (2011)
5. 114, Emilia Salazar (2004)

SINGLE GAME

COMPLETIONS

1. 32, Ben Kisner vs. Morningside (2008)
2. 30, Max Brown vs. Benedictine (1997)
3. 30, Mike Hofbauer vs. Baker (2000)
4. 28, Max Brown vs. Benedictine (1996)
5. 27, Cory Nesslage vs. Olivet Nazarene (1994)

YARDS

1. 445, Ben Kisner vs. Morningside (2008)
2. 439, Mike Hofbauer vs. Baker (2000)
3. 436, Philip Staback vs. Baker (2010)
4. 406, Ben Kisner vs. Evangel (2008)
5. 404, Philip Staback vs. Missouri Valley (2010)

TOUCHDOWNS

1. 6, Philip Staback vs. Baker (2010)
2. 5, Max Brown vs. Graceland (1996)
3. 5, Ben Kisner vs. Lambuth (2008)
4. 5, Philip Staback vs. Central Methodist (2010)
5. 5, Philip Staback vs. Avila (2010)

LONGEST PASSING PLAYS

Cory Nesslage.....	88	vs. Peru State (1994)
Emilia Salazar	85	vs. Missouri Valley (2004)
John Uribe.....	85	vs. Azusa Pacific (2011)
Bryce McDonald.....	80	vs. Okla. Panhandle (1992)
Ben Kisner	79	vs. Culver-Stockton (2005)
Philip Staback	78	vs. Central Methodist (2010)
Philip Staback.....	76	vs. Baker (2010)
Philip Staback.....	75	vs. Graceland (2010)

LU FOOTBALL

STAFF

LIONS

MIAA

2011 REVIEW

HISTORY

LINDENWOOD



RECEIVING

INDIVIDUAL PASSES CAUGHT

Game..... 15.....Mike Wyrick vs Culver-Stockton (2000)
 Season 67.....Rudy Fleming (2008)
 Career..... 136 Matt Bramow (2008-10)

YARDS

Game..... 184.... George Mumphard vs Mid Am (2005)
 Season 1056.....Rudy Fleming (2008)
 Career.....2036 Rudy Fleming (2008-09)

TOUCHDOWNS

Game..... 3.....Mario Patton vs Graceland (1996)
 Season 12..... Matt Bramow (2009)
 Andrew Helmick (2011)
 Career..... 24 Matt Bramow (2008-10)

YARDS PER GAME

Season81.9 Andrew Helmick (2011)



MATT BRAMOW

100+ YARD RECEIVING GAMES

Player	Best	Opponent
184	George Mumphard	vs. MidAmerica Nazarene (2005)
176	Carlton Rivers	vs. Benedictine (1996)
174	Mike Wyrick	vs. Culver-Stockton (2000)
174	Matt Bramow	vs. Evangel (2010)
172	Jamere Holland	vs. Baker (2010)
169	Rudy Fleming	vs. Morningside (2008)
162	Marcel Thompson	vs. Benedictine (2009)
158	Trent Thomas	vs. St. Ambrose (1992)
158	Jamere Holland	vs. Missouri Valley (2010)
153	Mario Patton	vs. Central Methodist (1996)
150	Derek Nelson	vs. Central Methodist (2000)
150	George Mumphard	vs. MidAmerica Nazarene (2004)
147	Andrew Helmick	vs. Central Missouri (2011)
143	David Beaty	vs. Alabama-Birmingham (1991)
143	Steven Kennedy	vs. Central Methodist (2004)
143	Jamere Holland	vs. Evangel (2010)
139	Mark Henrie	vs. Peru State (1994)
138	Steven Kennedy	vs. Graceland (2005)
137	Andrew Helmick	vs. Azusa Pacific (2011)
136	Carlton Rivers	vs. Evangel (1998)
135	Matt Bramow	vs. Missouri Valley (2010)
135	Denodus O'Bryant	vs. Graceland (2010)
132	George Mumphard	vs. Benedictine (2005)
129	Steven Kennedy	vs. Evangel (2004)
125	Mario Patton	vs. Graceland (1996)
125	Marcel Thompson	vs. Missouri Valley (2009)
124	Derek Nelson	vs. William Jewell (2001)
123	Rudy Fleming	vs. Lambuth (2008)
123	Andrew Helmick	vs. Missouri S&T (2011)
122	Mario Patton v	s. Culver-Stockton (1996)
122	Rudy Fleming	vs. Graceland (2008)
121	Dominic Peterson	vs. Culver-Stockton (2007)
117	Matt Bramow	vs. Avila (2010)
114	Nick Melillo	vs. Baker (2007)
114	Rudy Fleming	vs. Langston (2009)
114	Jamere Holland	vs. Central Methodist (2010)
112	Steven Kennedy	vs. Benedictine (2005)
112	Matt Bramow	vs. Graceland (2010)
111	Austin Bortle	vs. MidAmerica Nazarene (2007)
110	Nelson	vs. Evangel (2001)
110	Marcel Thompson	vs. Evangel (2008)
110	Rudy Fleming	vs. Graceland (2009)
109	Marcel Thompson	vs. Lambuth (2008)
108	Matt Angell	vs. Central Methodist (2009)
108	Roren Thomas	vs. Graceland (2009)
108	Andrew Helmick	vs. Saint Francis (2010)
108	Andrew Helmick	vs. Kansas Wesleyan (2011)
107	Mike Wyrick	vs. William Jewell (1999)
106	Marcel Thompson	vs. Carroll (2009)
106	Andrew Helmick	vs. Evangel (2010)
105	Mike Wyrick	vs. Baker (2000)
105	Hakeem Abdullah	vs. Central Methodist (2007)
104	Therman McGowan	vs. Texas A&M-Kingsville (2011)
103	George Mumphard	vs. Evangel (2004)
103	Denodus O'Bryant	vs. Benedictine (2010)
102	Stuart Sago	vs. Evangel (2007)
101	Mark Henrie	vs. William Jewell (1996)
101	Rudy Fleming	vs. William Jewell (2008)



RUDY FLEMING



TOP FIVE TEAM

SEASON

CATCHES

1. 282 (2009)
2. 280 (2008)
3. 228 (2010)
4. 223 (2007)
5. 215 (1995)

RUSHES PER GAME

1. 21.5 (2008)
2. 20.7 (2010)
3. 20.1 (2009)
4. 19.5 (1995)
5. 18.6 (2007)

YARDS

1. 4098 (2009)
2. 3946 (2010)
3. 3879 (2008)
4. 2758 (2007)
5. 2593 (2011)

TOUCHDOWNS

1. 42 (2010)
2. 40 (2009)
3. 36 (2008)
4. 23 (2007)
5. 23 (2011)

YARDS GAINED PER GAME

1. 358.7 (2010)
2. 298.4 (2008)
3. 292.7 (2009)
4. 235.7 (2011)
5. 229.8 (2007)

HIGHEST AVG. PER COMPLETIONS

1. 17.3 (2010)
2. 15.0 (2004)
3. 14.5 (2009)
4. 14.2 (2005)
5. 14.0 (2006)

SINGLE GAME

CATCHES

1. 35 vs. Culver-Stockton (2000)
2. 33 vs. Morningside (2008)
3. 32 vs. Baker (2010)
4. 30 vs. Benedictine (1997)
5. 30 vs. Baker (2000)

YARDS

1. 552 vs. Evangel (2010)
2. 490 vs. Baker (2010)
3. 454 vs. Morningside (2008)
4. 453 vs. Graceland (2010)
5. 439 vs. Baker (2000)

TOUCHDOWNS

1. 6 vs. Baker (2010)
2. 5 vs. Graceland (1996)
3. 5 vs. Culver-Stockton (2008)
4. 5 vs. Lambuth (2008)
5. 5 vs. MidAmerica Nazarene (2009)

TOP FIVE INDIVIDUALS

SEASON

CATCHES

1. 67, Rudy Fleming (2008)
2. 58, Mario Patton (1995)
3. 57, Rudy Fleming (2009)
4. 56, Andrew Helmick (2011)
5. 55, Steven Kennedy (2004)

PASSES CAUGHT PER

1. 5.27, Mario Patton (1995)
2. 5.15, Rudy Fleming (2008)
3. 5.09, Andrew Helmick (2011)
4. 4.58, Steven Kennedy (2004)
5. 4.27, Steven Kennedy (2005)

YARDS

1. 1056, Rudy Fleming (2008)
2. 980, Rudy Fleming (2009)
3. 901, Andrew Helmick (2011)
4. 899, Jamere Holland (2010)
5. 893, Matt Bramow (2010)

CATCHES

1. 136, Matt Bramow (2008-10)
2. 131, Steven Kennedy (2004-06)
3. 130, Carlton Rivers (1995-98)
4. 124, Rudy Fleming (2008-09)
5. 105, Mario Patton (1995-96)

YARDS

1. 2036, Rudy Fleming (2008-09)
2. 1914, Matt Bramow (2008-10)
3. 1909, Steven Kennedy (2004-07)
4. 1650, Carlton Rivers (1995-98)
5. 1465, Andrew Helmick (2009-11)

TOUCHDOWNS

1. 12, Matt Bramow (2009)
2. 12, Andrew Helmick (2011)
3. 11, Rudy Fleming (2008)
4. 11, Matt Bramow (2010)
5. 9, Steven Kennedy (2004)

YARDS GAINED PER GAME

1. 81.9, Andrew Helmick (2011)
2. 81.7, Jamere Holland (2010)
3. 81.2, Rudy Fleming (2008)
4. 81.2, Matt Bramow (2010)
5. 76.1, George Mumphard (2004)

HIGHEST AVG. PER CATCH

1. 22.0, George Mumphard (2004)
2. 21.4, Jamere Holland (2010)
3. 20.4, George Mumphard (2005)
4. 19.0, Matt Bramow (2010)
5. 17.2, Rudy Fleming (2009)

CAREER

TOUCHDOWNS

1. 24, Matt Bramow (2008-10)
2. 21, Steven Kennedy (2004-06)
3. 19, Rudy Fleming (2008-09)
4. 18, Andrew Helmick (2009-11)
5. 15, George Mumphard (2004-05)

SINGLE GAME

CATCHES

1. 15, Mike Wyrick vs. Culver-Stockton (2000)
2. 12, Dominic Peterson vs. Culver-Stockton (2007)
3. 11, Mario Patton vs. St. Xavier (1995)
4. 11, Jamere Holland vs. Missouri Valley (2010)
5. 10, Rudy Fleming vs. Morningside (2008)

YARDS

1. 184, George Mumphard vs. MidAmerica Nazarene (2005)
2. 176, Carlton Rivers vs. Benedictine (1996)
3. 174, Mike Wyrick vs. Culver-Stockton (2000)
4. 174, Matt Bramow vs. Evangel (2010)
5. 172, Jamere Holland vs. Baker (2010)

TOUCHDOWNS

1. 3, Mario Patton vs. Graceland (1996)
2. 3, Mark Henrie vs. Olivet Nazarene (1994)
3. 3, Andrew Helmick vs. Texas A&M-Kingsville (2011)
4. 3, Andrew Helmick vs. Kansas Wesleyan (2011)
5. 2, numerous times



GEORGE MUMPHARD

LU FOOTBALL

STAFF

LIONS

MIAA

2011 REVIEW

HISTORY

LINDENWOOD



DEFENSE

FEWEST POINTS ALLOWED

Season 152 2004

FEWEST POINTS PER GAME

Season 12.7 2004

FEWEST YARDS ALLOWED

Game 77 vs. CMU (2004)

Season 2981 2004

FEWEST YDS PER GAME

Season 248.4 2004

FEWEST AVG. PER PLAY

Season 3.68 2004

FEWEST TOTAL OFFENSE ALLOWED

Game 77 vs. CMU (2004)

FEWEST PASS YDS PER GAME

Season 134.2 1995

SACKS

Game 7 vs. Evangel (2004)

..... 7 vs. Taylor (1995)

Season 134.2 1995

INTERCEPTIONS

Individual 2 Numerous times

Game 552 2010

Season 23 2008

INT RETURN TOUCHDOWNS

Game 6 2010

Season 4 2008, 2009

FEWEST RUSH YDS ALLOWED

Game -7 vs. Peru State (1992)


..... -7 vs. Graceland (2011)

Season 1146 2004


FEWEST RUSH YDS PER GAME

Game 35 2000

Season 95.5 2004



JAKE SHARP



LOGEN WRIGHT

CAREER INTERCEPTIONS


- 14 Brandon Gould 2005-09
- 12 Marcus Klund 2003-06
- 6 Jake Sharp 2004-05
- 6 Adarrrious Ross 2008-09
- 5 Jared Shoemaker 2005-07
- 5 Logen Wright 2005-09

YARDS ON INT RETURNS

- 125 Derek Coxson ... vs. Evangel (06)
- 100 Larry Gladney vs. CSU (06)
- 99 Tyler Kasper .vs. Georgetown (07)
- 96 Jared Shoemaker vs. CMU (05)
- 96 Justin Broome vs. St. Joseph's (11)
- 85 Blake Conreaux .vs. Graceland (08)
- 82 Logen Wright vs. CMU (06)

LONGEST INTERCEPTION RETURNS

- 100 Larry Gladney vs. Culver-Stockton (2006)
- 100 Derek Coxson vs. Evangel (2006)
- 96 Jared Shoemaker vs. Central Methodist (2005)
- 94 Justin Broome vs. Saint Joseph's (2011)
- 85 Blake Conreaux vs. Graceland (2008)
- 82 Logen Wright vs. Central Methodist (2006)
- 80 Jim Paddock vs. Southwestern (1990)
- 79 Cody Fogle vs. Culver-Stockton (2010)
- 78 Mark Felicelli vs. Graceland (1997)
- 76 DeDe Dorsey vs. Avila (2004)
- 76 T.J. Riley vs. Graceland (2001)



BRANDON GOULD



MARCUS KLUND



TOP FIVE TEAM DEFENSE RECORDS

SEASON

FEWEST YARDS ALLOWED

1. 2981 (2004)
2. 3226 (2005)
3. 3456 (1995)
4. 3499 (2010)
5. 3881 (2011)

LOWEST AVG. PER PLAY

1. 3.68 (2004)
2. 4.32 (2010)
3. 4.36 (2005)
4. 4.47 (2009)
5. 4.65 (1995)

FEWEST YARD PER GAME

1. 248.4 (2004)
2. 293.3 (2005)
3. 314.2 (1995)
4. 318.1 (2010)
5. 333.8 (2006)

TOP FIVE INDIVIDUAL DEFENSE

SEASON

INTERCEPTIONS

1. 6, Brandon Gould (2009)
2. 6, Marcus Klund (2003)
3. 5, Marcus Klund (2004)
4. 5, Brandon Gould (2008)
5. 4, numerous players

MOST YARDS ON INT RETURNS

1. 203, Justin Broome (2011)
2. 125, Derek Coxson (2006)
3. 122, Jared Shoemaker (2007)
4. 112, Brandon Gould (2008)
5. 104, Damian James (2009)

TOP FIVE TEAM DEFENSE PASSING RECORDS

SEASON

FEWEST YARDS ALLOWED

1. 1476 (1995)
2. 1832 (2005)
3. 1835 (2004)
4. 2049 (2010)
5. 2541 (2006)

INT RETURN TDS

1. 4 (2008)
2. 4 (2009)
3. 3 (2006)
4. 3 (2004)
5. 3 (2011)

FEWEST YARD PER GAME

1. 134.2 (1995)
2. 152.9 (2004)
3. 166.5 (2005)
4. 186.3 (2010)
5. 211.8 (2006)

INTERCEPTIONS

1. 23 (2008)
2. 23 (2009)
3. 21 (2004)
4. 20 (2007)
5. 16 (2005)

SINGLE GAME

FEWEST PASSING YARDS

1. 29 vs. Missouri Valley (1991)
2. 32 vs. Avila (2001)
3. 42 vs. Evangel (2005)
4. 42 vs. Avila (2004)
5. 44 vs. Missouri Valley (2002)

SACKS

1. 7 vs. Evangel (2004)
2. 7 vs. Taylor (1995)
3. 6 vs. Graceland (2011)
4. 5 vs. Avila (2007)
5. 5 vs. Culver-Stockton (2007)

INTERCEPTIONS

1. 2, Shawn Worman vs. Trinity International (1991)
2. 2, Shawn Worman vs. Southwest Minnesota State (1992)
3. 2, John Cossey vs. Taylor (1995)
4. 2, Marcus Klund vs. Northwestern (2003)
5. 2, DeDe Dorsey vs. Avila (2004)

TOP FIVE TEAM DEFENSE RUSHING RECORDS

SEASON

FEWEST YARDS ALLOWED

1. 1146 (2004)
2. 1249 (2011)
3. 1450 (2010)
4. 1464 (2006)
5. 1610 (2005)

SINGLE GAME

FEWEST RUSHING YARDS

1. -7 vs. Peru State (1992)
2. -7 vs. Graceland (2011)
3. 2 vs. Culver-Stockton (1997)
4. 6 vs. Alabama-Birmingham (1992)
5. 19 vs. William Jewell (2009)

FEWEST YARD PER GAME

1. 95.5 (2004)
2. 113.5 (2011)
3. 122.0 (2006)
4. 125.8 (2009)
5. 131.8 (2010)

FEWEST YARDS PER RUSH

1. 2.43 (2004)
2. 3.05 (2009)
3. 3.07 (2011)
4. 3.14 (2010)
5. 3.39 (2006)

FEWEST YDS ALLOWED	
77	vs. Central Methodist2004
101	vs. Graceland2011
105	vs. Avila2001
135	vs. St. Xavier1993
139	vs. Taylor1995
144	vs. Central Methodist144
150	vs. Missouri Valley150
157	vs. Baker2001
160	vs. Missouri Valley1997
165	vs. Missouri Valley2004

LU FOOTBALL

STAFF

LIONS

MIAA

2011 REVIEW

HISTORY

LINDENWOOD





SPECIAL TEAMS

TEAM PUNTS

Game.....	11.....	2000
.....	1995
Season.....	68.....	1995

PUNTING AVERAGE

Game.....	48.2.....vs. Evangel (2007)
Season.....	42.6.....2006

MOST PATS

Game.....	12.....vs. Culver-Stockton (2010)
-----------	-----------------------------------

MOST FGS MADE

Game.....	4.....vs. Avila (2007)
Season.....	17.....2007

INDIVIDUAL PUNTS

Game.....	11.....Mike Feinstein vs Westminster (1995)
Season.....	65.....Mike Keinstein (1994)
Career.....	183.....Zac Atterberry (2004-07)

PUNT RETURNS

Game.....	116.....Adam Saperstein vs Mo. Valley (1991)
Season.....	28.....Mike Bunton (2011)
Career.....	30.....Rudy Fleming (2008-09)

YARDS ON PUNT RETURNS

Game.....	144.....Tony Tobias vs Evangel (2000)
Season.....	508.....Mike Bunton (2011)
Career.....	547.....Mike Binton (2007-11)

TDS ON PUNT RETURNS

Game.....	11.....Tony Tobias vs Evangel (2000)
Season.....	3.....Mike Bunton (2011)
.....	3.....Therman McGowan (2011)
Career.....	4.....Matt Bramwo (2007-11)

KICKOFF RETURNS

Game.....	6.....Bobby Mason vs Benedictine (2005)
Season.....	24.....Julian Smith (1994)
Career.....	50.....Mike Bunton (2007-11)

YARDS ON KICKOFF RETURNS

Game.....	144.....Tony Tobias vs Evangel (2000)
Season.....	477.....Denodus O'Bryant (2009)
Career.....	1077.....Denodus O'Bryant (2009-)



HALLEY FERRELL

INDIVIDUAL TDS ON KICKOFF RETURNS

Game.....	144.....Tony Tobias vs Evangel (2000)
Season.....	4.....Denodus O'Bryant (2009)
Career.....	7.....Denodus O'Bryant (2009-)

FIELD GOALS MADE

Game.....	4.....Halley Ferrell vs Avila (2007)
Season.....	17.....Halley Ferrell (2007)
Career.....	40.....Halley Ferrell (2006-09)

MOST PATS MADE

Game.....	11.....James Neal vs Graceland (2010)
Season.....	92.....Halley Ferrell (2009)
Career.....	209.....Halley Ferrell (2006-09)

LONGEST FIELD GOALS

52.....	Steve Pinkertonvs. SW Minn. State (92)
50.....	Halley Ferrellvs. Avila (07)
48.....	Zac Atterberryvs. Baker (05)
47.....	Dante Buscagliavs. Graceland (99)
46.....	Steve Pinkertonvs. SW Minn. State (92)
46.....	Halley Ferrellvs. Central Methodist (07)
45.....	Steve Pinkertonvs. Campbellsville (92)
45.....	Dante Buscagliavs. Graceland (99)
45.....	Dante Buscagliavs. Baker (00)
45.....	Halley Ferrellvs. MNU (07)
44.....	Steve Pinkertonvs. Okla. Panhandle (92)
44.....	Dante Buscagliavs. Baker (00)
44.....	Halley Ferrellvs. Evangel (07)
44.....	Halley Ferrellvs. Avila (09)
44.....	James Nealvs. Graceland (11)
43.....	Steve Pinkerton	vs. Trinity International (91)
43.....	Bill Leibyvs. Findlay (95)
43.....	Jared Tatomvs. MNU (05)
43.....	Halley Ferrellvs. Avila (08)
42.....	Bill Leibyvs. Midland Lutheran (95)
42.....	Halley Ferrellvs. Culver-Stockton (06)
42.....	Halley Ferrellvs. MNU (09)
42.....	James Nealvs. Kansas Wesleyan (11)
41.....	Ben Pointervs. Central Methodist (96)
41.....	Ben Pointervs. Culver-Stockton (97)
41.....	James Neal	vs. Texas A&M-Kingsville (11)



ZAC ATTERBERRY



TOP FIVE TEAM KICKOFFS

SEASON

KICK RETURN YARDS

1. 477, Denodus O'Bryant (2009)
2. 450, McCray Harris (2006)
3. 450, Julian Smith (1994)
4. 421, Mike Bunton (2008)
5. 384, Denodus O'Bryant (2010)

TD RETURNS ON KICKOFFS

1. 4, Denodus O'Bryant (2009)
2. 2, Roren Thomas (2009)
3. 2, Denodus O'Bryant (2010)
4. 1, Numerous times

KICKOFF RETURNS

1. 24, Julian Smith (1994)
2. 16, McCray Harris (2006)
3. 16, Leonard Durant (2007)
4. 16, Mike Bunton (2008)
5. 16, Mike Bunton (2011)

GAME

KICK RETURN YARDS

1. 144, Tony Tobias vs. Evangel (2000)
2. 143, McCray Harris vs. Missouri Valley (2006)
3. 140, Nate Orlando vs. Carroll (2008)
4. 130, Andrew Helmick vs. Central Oklahoma (2011)
5. 124, Cebo Campbell vs. MidAmerica Nazarene (2001)

TD RETURNS ON KICKOFFS

1. 1, Donnie Dillard vs. St. Xavier (1994)
1. 1, Dana Day vs. McKendree (1996)
1. 1, Mike Hurst vs. Benedictine (1997)
1. 1, Tony Tobias vs. Olivet Nazarene (2000)
1. 1, McCray Harris vs. Missouri Valley (2006)

KICKOFF RETURNS

1. 6, Bobby Mason vs. Benedictine (2005)
2. 6, Tobias vs. Evangel (2000)
3. 6, Julian Smith vs. Findlay (1995)
4. 5, Ricky McDermott vs. Avila (2007)
5. 5, Derek Nelson vs. Northwestern (2001)

TOP FIVE PLACEKICKING

GAME

FIELDS GOALS MADE

1. 5, Halley Ferrell vs. Morningside (2008)
2. 5, Halley Ferrell vs. Central Methodist (2007)
3. 4, Halley Ferrell vs. Avila (2007)
4. 3, Halley Ferrell vs. Lambuth (2008)
5. 3, Halley Ferrell vs. Baker (2007)

EXTRA POINTS MADE

1. 11, James Neal vs. Graceland (2010)
2. 10, Dante Buscaglia vs. Central Methodist (1999)
3. 10, Halley Ferrell vs. William Jewell (2009)
4. 10, James Neal vs. Culver-Stockton (2011)
5. 9, Halley Ferrell vs. Evangel (2009)

EXTRA POINTS ATTEMPTED

1. 11, James Neal vs. Graceland (2010)
2. 10, Dante Buscaglia vs. Central Methodist (1999)
3. 10, Halley Ferrell vs. Culver-Stockton (2009)
4. 10, Halley Ferrell vs. William Jewell (2009)
5. 10, James Neal vs. Culver-Stockton (2011)

PUNTS

1. 65, Mike Feinstein (1994)
2. 62, Zac Atterberry (2004)
3. 58, Morris Keseloff (2011)
4. 52, Michael Feinstein (1995)
5. 48, Zac Atterberry (2005)

HIGHEST PUNT AVERAGE

1. 42.6, Zac Atterberry (2006)
2. 41.6, Zac Atterberry (2007)
3. 40.3, Nick Somes (2008)
4. 39.4, Nick Somes (2009)
5. 38.6, Zac Atterberry (2005)

PUNT RETURNS

1. 28, Mike Bunton (2011)
2. 25, Thomas Christian (2007)
3. 21, Rudy Fleming (2008)
4. 21, Bobby Mason (2005)
5. 16, Adam Saperstein (1991)

PUNTS

1. 11, Mike Feinstein vs. Westminster (1995)
2. 9, Zac Atterberry vs. Missouri Valley (2007)
3. 9, Zac Atterberry vs. Missouri Valley (2004)
4. 9, Zac Atterberry vs. MidAmerica Nazarene (2004)
5. 9, Jesse Williams vs. Valparaiso (2002)

LONGEST PUNTS

1. 81, Zac Atterberry vs. William Jewell (2004)
2. 76, Reggie Kratzer vs. Central Methodist (1999)
3. 75, Zac Atterberry vs. Graceland (2006)
4. 72, Zac Atterberry vs. MNU (2007)
5. 71, Zac Atterberry vs. Culver-Stockton (2004)

PUNT RETURNS

1. 6, Thomas Christian vs. Evangel (2007)
2. 5, Julian Smith vs. MidAmerica Nazarene (1996)
3. 5, Julian Smith vs. Georgetown (1993)
4. 5, Mike Bunton vs. Graceland (2011)
5. 5, Mike Bunton vs. Missouri S&T (2011)

FIELD GOALS MADE

1. 17, Halley Ferrell (2007)
2. 12, Dante Buscaglia (1999)
3. 9, Steve Pinkerton (1992)
4. 9, Dante Buscaglia (1998)
5. 9, Halley Ferrell (2006)

FIELD GOALS ATTEMPTED

1. 21, Halley Ferrell (2007)
2. 20, Dante Buscaglia (1999)
3. 14, Halley Ferrell (2006)
4. 11, Dante Buscaglia (1998)
5. 11, Halley Ferrell (2008)

EXTRA POINTS MADE

1. 92, Halley Ferrell (2009)
2. 61, James Neal (2010)
3. 54, James Neal (2011)
4. 50, Halley Ferrell (2008)
5. 47, Halley Ferrell (2007)

TOP FIVE PUNTING

SEASON

PUNT RETURN YARDS

1. 508, Mike Bunton (2011)
2. 328, Thomas Christian (2007)
3. 254, Adam Saperstein (1991)
4. 230, Jamere Holland (2010)
5. 228, Bobby Mason (2005)

PUNT RETURN TDS SCORED

1. 3, Mike Bunton (2011)
2. 3, Therman McGowan (2011)
3. 1, Julian Smith (1995)
4. 1, Cebo Campbell (2001)
5. 1, TJ Riley (2004)

HIGHEST PUNT RETURN AVG.

1. 18.1, Mike Bunton (2011)
2. 15.9, Adam Saperstein (1991)
3. 13.1, Thomas Christian (2007)
4. 11.6, TJ Riley (2004)
5. 10.9, Bobby Mason (2005)

GAME

PUNT RETURN YARDS

- 116, Adam Saperstein vs. Missouri Valley (1991)
- 113, Mike Bunton vs. Graceland (2011)
- 100, Jamere Holland vs. Culver-Stockton (2010)
- 98, Mike Bunton vs. Texas A&M-Kingsville (2011)
- 92, Mike Bunton vs. Graceland (2011)

LONGEST PUNT RETURNS

1. 90, Mike Bunton vs. Saint Joseph's (2011)
2. 89, Cornelius Campbell vs. Graceland (1999)
3. 85, Adam Saperstein vs. Lane (1991)
4. 85, Julian Smith vs. Midland Lutheran (1995)
5. 84, Jamere Holland vs. Central Methodist (2010)

PUNT RETURNS

1. 6, Thomas Christian vs. Evangel (2007)
2. 5, Julian Smith vs. MidAmerica Nazarene (1996)
3. 5, Julian Smith vs. Georgetown (1993)
4. 5, Mike Bunton vs. Graceland (2011)
5. 5, Mike Bunton vs. Missouri S&T (2011)

LONGEST KICKOFF RETURNS

Andrew Helmick.....100.....	vs. Central Oklahoma (2011)
Tony Tobias	97.....vs. Olivet Nazarene (2000)
McCray Harris	97.....vs. Missouri Valley (2006)
Denodus O'Bryant.....95.....	vs. Benedictine (2010)
Nate Orlando.....94.....	vs. Carroll (2008)
Denodus O'Bryant.....94.....	vs. Baker (2009)
Denodus O'Bryant	94.....vs. Ottawa (2009)
Dana Day	90.....vs. McKendree (1996)
Derek Nelson	90.....vs. Graceland (2001)
Donnie Dillard.....87.....	vs. Findlay (1995)

LU FOOTBALL

STAFF

LIONS

MIAA

2011 REVIEW

HISTORY

LINDENWOOD





OFFENSE/ SCORING

INDIVIDUAL PLAYS

Game..... 56..... Mike Hofbauer vs. Evangel (2000)
 Season..... 430..... Ben Kisner (2008)
 Career..... 1192..... Ben Kisner (2005-08)

YARDS GAINED

Game..... 458..... Philip Staback vs. Baker (2010)
 Season..... 3596..... Philip Staback (2009)
 Career..... 8359 Ben Kisner (2005-08)

POINTS SCORED

Game..... 36..... DeDe Dorsey vs Graceland (2005)
 Season..... 144..... Denodus O'Bryant (2009)
 Career..... 329 Halley Ferrell (2006-09)

YARDS

Game..... 445..... Ben Kisner vs Morningside (2005)
 Season..... 3655..... Ben Kisner (2008)
 Career..... 8546 Ben Kisner (2005-08)

TOUCHDOWNS SCORED

Game..... 6..... DeDe Dorsey vs Baker (2005)
 Season..... 24..... Denodus O'Bryant (2009)
 Career..... 47 Denodus O'Bryant (2009-)

TEAM PLAYS

Game..... 98 vs. Culver-Stockton (00)
 Season..... 887 2008

YARDS GAINED

Game..... 735vs. Evangel (2010)
 Season..... 6894 2009

TOUCHDOWNS SCORED

Game..... 13 vs. Culver-Stockton (10)
 Season..... 358.7 2010

MOST POINTS SCORED

THIRD QUARTER

1. 37 vs. Ottawa (2009)
2. 24 vs. Central Methodist (2009)
3. 22 vs. Avila (2004)
4. 21 vs. Culver-Stockton (1997)
5. 21 vs. Baker (2005)

FOURTH QUARTER

1. 26 vs. Graceland (2011)
2. 23 vs. Trinity International (1991)
3. 21 vs. Culver-Stockton (2004)
4. 21 vs. Evangel (2009)
5. 21 vs. Culver-Stockton (2010)

POINTS IN A HALF

1. 49 vs. Evangel (2010)
2. 49 vs. Central Methodist (2010)
3. 49 vs. Graceland (2010)
4. 49 vs. Culver-Stockton (2011)
5. 48 vs. Culver-Stockton (2010)

BOTH TEAMS

1. 113 vs. Lambuth (2008)
2. 110 vs. Graceland (2010)
3. 109 vs. Culver-Stockton (2010)
4. 94 vs. Culver-Stockton (2011)
5. 90 vs. Ottawa (2009)

FIRST QUARTER

1. 28 vs. Northwestern (2001)
2. 28 vs. Graceland (2010)
3. 28 vs. Culver-Stockton (2011)
4. 27 vs. Culver-Stockton (2010)
5. 27 vs. Graceland (2011)

SECOND QUARTER

1. 36 vs. Central Methodist (2010)
2. 35 vs. Culver-Stockton (2008)
3. 34 vs. Kansas Wesleyan (2011)
4. 31 vs. Avila (2008)
5. 28 vs. Central Methodist (1999)



1991 TEAM



2009 TEAM

TOP FIVE TEAM TOTAL OFFENSE/SCORING SEASON

PLAYS

1. 887 (2008)
2. 846 (2009)
3. 828 (2007)
4. 810 (2004)
5. 763 (1995)

YARDS GAINED

1. 6894 (2009)
2. 6067 (2010)
3. 5991 (2008)
4. 5089 (2007)
5. 4481 (2004)

YARDS GAINED PER GAME

1. 551.5 (2010)
2. 492.4 (2009)
3. 460.8 (2008)
4. 424.1 (2007)
5. 373.4 (2004)

POINTS SCORED

1. 744 (2009)
2. 577 (2010)
3. 521 (2008)
4. 443 (2011)
5. 442 (2007)

POINTS PER GAME

1. 53.1 (2009)
2. 52.5 (2010)
3. 40.3 (2011)
4. 40.1 (2008)
5. 36.8 (2007)

TOP FIVE INDIVIDUAL TOTAL OFFENSE/SCORING SEASON

PLAYS

1. 430, Ben Kisner (2008)
2. 421, Philip Staback (2009)
3. 378, Ben Kisner (2007)
4. 325, John Uribe (2011)
5. 310, Emilia Salazar (2004)

YARDS GAINED

1. 3596, Philip Staback (2009)
2. 3554, Ben Kisner (2008)
3. 3442, Philip Staback (2010)
4. 2569, Ben Kisner (2007)
5. 2022, John Uribe (2011)

YARDS GAINED PER GAME

1. 344.2, Philip Staback (2010)
2. 273.4, Ben Kisner (2008)
3. 256.9, Philip Staback (2009)
4. 214.1, Ben Kisner (2007)
5. 202.2, John Uribe (2011)

POINTS SCORED

1. 144, Denodus O'Bryant (2009)
2. 116, Halley Ferrell (2009)
3. 108, DeDe Dorsey (2005)
4. 102, Marceo Haywood (1998)
5. 102, Denodus O'Bryant (2010)

POINTS PER GAME

1. 12.0, Denodus O'Bryant (2009)
2. 9.8, DeDe Dorsey (2005)
3. 9.3, Marceo Haywood (1998)
4. 9.3, Denodus O'Bryant (2010)
5. 9.0, Adam Saperstein (1991)

TOUCHDOWNS

1. 24, Denodus O'Bryant (2009)
2. 18, DeDe Dorsey (2005)
3. 17, Marceo Haywood (1998)
4. 17, Denodus O'Bryant (2010)
5. 16, Rudy Fleming (2008)

TOP FIVE INDIVIDUAL TOTAL OFFENSE/SCORING GAME

PLAYS

1. 56, Mike Hofbauer vs. Evangel (2000)
2. 53, Lamar Wilkes vs. Campbellsville (1991)
3. 51, Max Brown vs. Evangel (1997)
4. 50, Ben Kisner vs. Morningside (2008)
5. 49, Cory Nesslage vs. Olivet Nazarene (1994)

YARDS GAINED

1. 458, Philip Staback vs. Baker (2010)
2. 433, Ben Kisner vs. Morningside (2008)
3. 418, Philip Staback vs. Missouri Valley (2010)
4. 406, Ben Kisner vs. Evangel (2008)
5. 385, Philip Staback vs. Evangel (2010)

POINTS SCORED

1. 36, DeDe Dorsey vs. Graceland (2005)
2. 30, Adam Saperstein vs. Hardin-Simmons (1991)
3. 24, Adam Saperstein vs. Lane (1991)
4. 24, Nate Orlando vs. Culver-Stockton (2010)
5. 20, Derron Parquet vs. Missouri Valley (2004)

TOUCHDOWNS SCORED

1. 6, DeDe Dorsey vs. Graceland (2005)
2. 5, Adam Saperstein vs. Hardin-Simmons (1991)
3. 4, Adam Saperstein vs. Lane (1991)
4. 4, Nate Orlando vs. Culver-Stockton (2010)
5. 3, numerous times

TOP FIVE TEAM TOTAL OFFENSE/SCORING GAME

PLAYS

1. 98 vs. Culver-Stockton (2000)
2. 90 vs. Baker (2000)
3. 89 vs. Evangel (1997)
4. 86 vs. Taylor (1994)
5. 86 vs. Evangel (2000)

YARDS GAINED

1. 735 vs. Evangel (2010)
2. 726 vs. Graceland (2010)
3. 721 vs. Culver-Stockton (2010)
4. 640 vs. Central Methodist (2009)
5. 636 vs. Evangel (2008)

TOUCHDOWNS SCORED

1. 13 vs. Culver-Stockton (2010)
2. 11 vs. Graceland (2010)
3. 10 vs. Central Methodist (1999)
4. 10 vs. Culver-Stockton (2008)
5. 10 vs. Culver-Stockton (2009)

TOP FIVE INDIVIDUAL CAREER TOTAL OFFENSE/SCORING CAREER

PLAYS

1. 1192, Ben Kisner (2005-08)
2. 704, Philip Staback (2009-10)
3. 375, DeDe Dorsey (2004-05)
4. 325, John Uribe (2011)
5. 251, Denodus O'Bryant (2009-11)

YARDS GAINED

1. 8,359, Ben Kisner (2005-08)
2. 7,038, Philip Staback (2009-10)
3. 2,273, DeDe Dorsey (2004-05)
4. 2,032, Denodus O'Bryant (2009-11)
5. 2,022, John Uribe (2011)

POINTS SCORED

1. 329, Halley Ferrell (2006-09)
2. 282, Denodus O'Bryant (2009-)
3. 186, Marceo Haywood (1998-99)
4. 180, DeDe Dorsey (2004-05)
5. 176, Dante Buscaglia (1998-00)

POINTS SCORED

90vs. Culver-Stockton (2010)
77vs. Graceland (2010)
76vs. Central Methodist (1999)
73vs. William Jewell (2009)
70vs. Culver-Stockton (2011)
69vs. Central Methodist (2010)
68vs. Culver-Stockton (2008)
68vs. Evangel (2010)
67vs. Culver-Stockton (2009)
67vs. Graceland (2011)



LU FOOTBALL

STAFF

LIONS

MIAA

2011 REVIEW

HISTORY

LINDENWOOD





1990

Record: 6-4
Head Coach: Dave Schroeder
Opponent

Dana (Neb.)	W	21-14
at Austin (Texas)	L	14-17
Iowa Wesleyan	W	35-21
Southwestern (Kan.)	W	21-14
Knoxville (Tenn.)	L	26-52
Cumberland (Tenn.)	W	27-12
Benedictine (Kan.)	L	15-29
at Trinity International (Ill.)	L	32-37
at Lane (Tenn.)	W	44-8
Tiffin (Ohio)	W	16-0

1991

Record: 5-4-1
Head Coach: Dave Schroeder
Opponent

Missouri Valley	W	34-0
St. Ambrose (Iowa)	L	15-17
at Hardin-Simmons (Texas)	W	35-17
Findlay (Ohio)	L	2-35
Campbellsville (Ky.)	L	12-23
at Alabama-Birmingham	T	17-17
at Benedictine (Kan.)	L	14-36
at Trinity International (Ill.)	W	44-7
Lane (Tenn.)	W	39-6
at Cumberland (Tenn.)	W	21-0

1992

Record: 1-9
Head Coach: Jeff Driskill
Opponent

at Missouri Valley	L	0-3
at St. Ambrose (Iowa)	L	15-21
Southwest Minnesota St.	L	9-69
at Findlay (Ohio)	L	0-33
Campbelsville (Ky.)	L	19-21
at Iowa Wesleyan	L	10-38
Peru State (Neb.)	L	11-14
Oklahoma Panhandle St.	W	46-29
Alabama-Birmingham	L	12-21
vs. Minnesota-Morris	L	24-26

1993

Record: 2-8-1
Head Coach: Jeff Driskill
Opponent

Missouri Valley	L	17-21
St. Ambrose (Iowa)	L	13-14
at Greenville (Ill.)	L	0-38
Georgetown (Ky.)	L	8-34
at Campbelsville (Ky.)	L	19-40
Iowa Wesleyan	L	0-35
at Peru State (Neb.)	L	9-58
St. Xavier (Ill.)	W	10-0
at Oklahoma Panhandle State	T	17-17
at Tarleton State (Texas)	L	14-31
Olivet Nazarene (Ill.)	W	23-6

1994

Overall Record: 2-8, Mid-States: 0-5
Head Coach: Jeff Driskill
Opponent

Midwestern State (Texas)	L	6-23
at St. Ambrose (Iowa)	L	24-44
at Trinity (Ill.)*	L	0-54
Findlay (Ohio)*	L	0-70
Campbellsville (Ky.)	W	21-20
at Iowa Wesleyan	L	28-54
at Taylor (Ind.)*	L	24-44
at St. Xavier (Ill.)*	L	13-35
Peru State (Neb.)*	W	23-12
at Olivet Nazarene (Ill.)*	L	27-41

1995

Overall Record: 4-7, Mid-States: 2-3
Head Coach: Dan Kratzer
Opponent

Midland Lutheran (Neb.)	L	23-28
Greenville (Ill.)	W	21-0
at Trinity International (Ill.)*	L	33-48
at Findlay (Ohio)*	L	9-63
at Westminster (Pa.)*	L	7-35
at Walsh (Ohio)	L	16-34
Taylor (Ind.)*	W	10-0
St. Xavier (Ill.)*	L	15-20
St. Ambrose (Iowa)	L	22-28
Tri-State (Ind.)	W	21-20
Olivet Nazarene (Ill.)*	W	10-6

1996

Overall Record: 4-6, HAAC: 3-6
Head Coach: Dan Kratzer
Opponent

McKendree (Ill.)	W	35-17
at Culver-Stockton (Mo.)*	L	13-27
at Baker (Kan.)*	L	20-34
Evangel (Mo.)	L	7-37
at Graceland (Iowa)*	L	35-40
Benedictine (Kan.)*	L	30-49
at Central Methodist (Mo.)*	W	17-13
MidAmerica Nazarene (Kan.)*	W	25-23
at William Jewell (Mo.)*	L	12-23
Missouri Valley*	W	37-16

1997

Record: 4-6, HAAC: 4-5
Head Coach: Dan Kratzer
Opponent

at McKendree (Ill.)	L	0-33
Culver-Stockton (Mo.)*	W	40-26
Baker (Kan.)*	W	24-17
at Evangel (Mo.)	L	20-37
Graceland (Iowa)*	W	32-21
at Benedictine (Kan.)*	L	27-40
Central Methodist (Mo.)*	W	38-7
at MidAmerica Nazarene (Kan.)*	L	0-14
William Jewell (Mo.)*	L	22-28
at Missouri Valley*	L	22-24

1998

Record: 8-3, HAAC: 7-2
Head Coach: Dan Kratzer
Opponent

at Culver-Stockton (Mo.)*	W	45-21
at Baker (Kan.)*	W	35-13
Evangel (Mo.)*	W	24-21
at Graceland (Iowa)*	W	23-14
Benedictine (Kan.)*	L	38-40
at Central Methodist (Mo.)*	W	28-14
MidAmerica Nazarene (Kan.)*	W	43-31
at William Jewell (Mo.)*	L	20-26
Missouri Valley*	W	41-21
at Butler (Ind.)	W	34-33
at Southwestern (Kan.)^	L	10-12

1999

Record: 5-5, HAAC: 5-4
Head Coach: Dan Kratzer
Opponent

Culver-Stockton (Mo.)*	W	30-8
Baker (Kan.)*	L	13-14
at Evangel (Mo.)*	L	18-21
Graceland (Iowa)*	W	53-27
at Benedictine (Kan.)*	W	17-14
Central Methodist (Mo.)*	W	76-7
at MidAmerica Nazarene (Kan.)*	W	29-28
William Jewell (Mo.)*	L	28-35
at Missouri Valley*	L	24-30
Butler (Ind.)	L	16-27

2000

Record: 4-8, HAAC: 4-5
Head Coach: Dan Kratzer
Opponent

vs. Concordia (Neb.)	L	14-31
Olivet Nazarene (Ill.)	L	16-43
at Culver-Stockton (Mo.)*	L	21-31
at Baker (Kan.)*	L	21-38
Evangel (Mo.)*	L	27-43
at Graceland (Iowa)*	W	31-19
Benedictine (Kan.)*	L	17-20
at Central Methodist (Mo.)*	W	17-16
MidAmerica Nazarene (Kan.)*	L	7-26
at William Jewell (Mo.)*	W	37-27
Missouri Valley*	W	31-23
Northwestern (Iowa)	L	0-48

2001

Record: 3-8, HAAC: 3-7
Head Coach: Rick Gorzynski
Opponent

at Missouri Valley*	L	15-24
at Culver-Stockton (Mo.)*	L	7-37
Central Methodist (Mo.)*	W	35-14
Baker (Kan.)*	L	7-14
at MidAmerica Nazarene (Kan.)*	L	0-38
at Graceland (Iowa)*	L	28-32
Avila (Mo.)*	W	28-7
Benedictine (Kan.)*	L	7-37
at Evangel (Mo.)*	L	7-42
at Northwestern (Iowa)	L	34-48
William Jewell (Mo.)*	W	28-21

2002

Record: 1-10, HAAC: 1-11
Head Coach: Rick Gorzynski
Opponent

Missouri Valley*	L	13-28
Culver-Stockton (Mo.)*	L	0-57
at Central Methodist (Mo.)*	L	10-28
at Baker (Kan.)*	L	0-22
MidAmerica Nazarene (Kan.)*	L	0-35
Graceland (Iowa)*	W	33-6
at Avila (Mo.)*	L	23-28
at Benedictine (Kan.)*	L	6-23
Evangel (Mo.)*	L	14-37
at Valparaiso (Ind.)	L	6-27
at William Jewell (Mo.)*	L	6-31

2003

Record: 3-8, HAAC: 2-8
Head Coach: Rick Gorzynski
Opponent

at Graceland (Iowa)*	L	0-28
William Jewell (Mo.)*	W	24-0
at Evangel (Mo.)*	L	23-33
Central Methodist (Mo.)*	L	7-9
at Missouri Valley*	W	35-44
MidAmerica Nazarene (Kan.)	L	17-38
at Avila (Mo.)*	L	23-27
Baker (Kan.)*	W	27-23
at Culver-Stockton (Mo.)*	L	9-38
Northwestern (Minn.)	W	28-20
Benedictine (Kan.)*	L	9-31

2004

Record: 11-1, HAAC: 10-0
Head Coach: Patrick Ross
Opponent

Graceland (Iowa)*	W	56-12
at William Jewell (Mo.)*	W	27-6
Evangel (Mo.)*	W	35-21
at Central Methodist (Mo.)*	W	20-12
at Missouri Valley*	W	26-20
at MidAmerica Nazarene (Kan.)*	W	14-10
Avila (Mo.)*	W	45-0
at Baker (Kan.)*	W	35-21
Culver-Stockton (Mo.)*	W	24-3
at Northwestern (Minn.)	W	14-10
at Benedictine (Kan.)*	W	22-17
Hastings (Neb.)^	L	19-20

LU FOOTBALL

STAFF

LIONS

MIAA

2011 REVIEW

HISTORY

LINDENWOOD





2005

Overall Record: 7-4, **HAAC:** 7-3

Head Coach: Patrick Ross

Opponent	Score
at Culver-Stockton (Mo.)*	L 6-23
at Olivet Nazarene (Ill.)	L 7-23
Benedictine (Kan.)*	W 34-30
at Graceland (Iowa)*	W 42-27
William Jewell (Mo.)*	L 21-30
at Evangel (Mo.)*	L 10-24
Central Methodist (Mo.)*	W 61-3
at Missouri Valley*	W 15-12
MidAmerica Nazarene (Kan.)*	W 17-14
at Avila (Mo.)*	W 37-0
Baker (Kan.)*	W 37-14

2006

Record: 5-7, **HAAC:** 5-4

Head Coach: Patrick Ross

Opponent	Score
vs. Northwestern Okla.State	L 13-14
Culver-Stockton (Mo.)*	W 38-17
Georgetown (Ky.)	L 17-27
at Benedictine (Kan.)*	L 10-33
Graceland (Iowa)*	W 38-21
at William Jewell (Mo.)*	L 14-17
Evangel (Mo.)*	W 41-10
at Central Methodist (Mo.)*	W 34-21
Missouri Valley*	L 21-31
at MidAmerica Nazarene (Kan.)*	L 7-31
Avila (Mo.)*	W 14-10
at Blaker	L 10-23

2007

Overall Record: 10-2, **HAAC:** 9-1

Head Coach: Patrick Ross

Opponent	Score
MidAmerica Nazarene (Kan.)*	W 44-34
at Avila (Mo.)*	W 56-27
Baker (Kan.)*	W 50-19
at Culver-Stockton (Mo.)*	W 39-15
at Georgetown (Ky.)	W 58-30
Benedictine (Kan.)*	W 21-16
at Graceland (Iowa)*	W 48-16
William Jewell (Mo.)*	W 27-3
at Evangel (Mo.)*	W 34-10
Central Methodist (Mo.)*	W 38-7
at Missouri Valley*	L 13-33
at St. Francis (Ind.)^	L 14-35

2008

Overall Record: 11-2, **HAAC:** 9-1

Head Coach: Patrick Ross

Opponent	Score
at MidAmerica Nazare (Kan.)*	L 16-26
Avila (Mo.)*	W 59-9
at Baker (Kan.)*	W 25-21
Culver-Stockton (Mo.)*	W 68-12
at Benedictine (Kan.)*	W 36-33
Graceland (Iowa)*	W 49-3
at William Jewell (Mo.)*	W 20-17
Evangel (Mo.)*	W 56-7
at Central Methodist (Mo.)*	W 35-7
Missouri Valley*	W 21-18
Lambuth (Tenn.)^	W 65-48
at Morningside (Iowa)^	W 34-31
at Carroll (Mont.)^	L 37-38

2009

Overall Record: 13-1, **HAAC:** 10-0

Head Coach: Patrick Ross

Opponent	Score
at Evangel (Mo.)*	W 63-6
Central Methodist (Mo.)*	W 66-23
at Missouri Valley*	W 45-37
MidAmerica Nazarene (Kan.)*	W 55-14
at Avila (Mo.)*	W 59-7
Baker (Kan.)*	W 52-30
at Culver-Stockton (Mo.)*	W 67-10
Benedictine (Kan.)*	W 41-31
at Graceland (Iowa)*	W 53-21
William Jewell (Mo.)*	W 73-6
Langston (Okla.)^	W 42-14
Ottawa (Kan.)^	W 64-26
at Carroll (Mont.)^	W 42-35
vs. Sioux Falls (S.D.)^	L 22-25

2010

Record: 9-2, **HAAC:** 9-1

Head Coach: Patrick Ross

Opponent	Score
Evangel (Mo.)*	W 68-7
at Central Methodist (Mo.)*	W 69-7
Missouri Valley*	W 45-27
at MidAmerica Nazarene (Kan.)*	L 20-26
Avila (Mo.)*	W 53-9
at Baker (Kan.)*	W 48-14
Culver-Stockton (Mo.)*	W 90-19
at Benedictine (Kan.)*	W 40-24
Graceland (Iowa)*	W 77-33
at William Jewell (Mo.)*	W 29-18
Saint Francis (Ind.)^	L 38-46

* - Conference Game ^ - Playoff Game

2011

Record: 8-3

Head Coach: Patrick Ross

Opponent	Score
at Northern Colorado	W 22-20
Graceland (Iowa)	W 67-10
Saint Joseph's (Ind.)	W 55-14
at Missouri S&T	L 13-19
at South Dakota	L 0-30
at Texas A&M-Kingsville	W 41-35
Kansas Wesleyan	W 61-16
Azusa Pacific (Calif.)	W 38-31
Culver-Stockton (Mo.)	W 70-24
Central Missouri	L 28-47
at Central Oklahoma	W 48-14

Record When:

Home	78-45
Road	48-67-2
Neutral Site	0-4
Overtime	2-0
HAAC Conference	89-58
Mid-States Conference	2-8
vs. teams from Mo.	54-37
vs. teams from Kan.	25-24
vs. teams from Iowa	15-13
vs. teams from Ill.	6-10
vs. teams from Minn.	2-2
vs. teams from Ohio	1-5
vs. teams from Okla.	3-1-1
vs. teams from Texas	2-3
vs. teams from Ind.	4-5
vs. teams from S.D.	0-2
vs. teams from Mont.	1-1
vs. teams from Pa.	0-1
vs. teams from Ala.	0-1-1
vs. teams from Neb.	2-6
vs. teams from Ky.	2-5
vs. teams from Tenn.	5-1
vs. teams from Calif.	1-0
in Alabama	0-1-1
in Kansas	10-13
in Texas	1-2
in Indiana	1-4
in Missouri	53-35
in Montana	1-1
in Kentucky	1-1
in Nebraska	1-1
in Tennessee	2-0
in Ohio	0-3
in Iowa	6-9
in Illinois	1-8
in Minnesota	1-0
in Pennsylvania	0-1
in Oklahoma	0-1-1



LU FOOTBALL

STAFF

LIONS

MIAA

2011 REVIEW

HISTORY

LINDENWOOD



TEAM-BY-TEAM RECORDS

Alabama-Birmingham

10/12/91 T 17-17 Away
11/7/92 L 12-41 Home
0-1 Home 0-0-1 Away 0-1-1 Overall

Austin (Texas)

9/15/90 L 14-17 Away
0-0 Home 0-1 Away 0-1 Overall

Avila (Mo.)

10/13/01 W 28-7 Home
10/19/02 L 23-28 Away
10/18/03 L 23-27 Away
10/16/04 W 45-0 Home
11/5/05 W 37-0 Away
11/4/06 W 14-10 Home
9/8/07 W 56-27 Away
9/13/08 W 59-9 Home
10/3/09 W 59-7 Away
10/2/10 W 53-9 Home
5-0 Home 3-2 Away 8-2 Overall

Azusa Pacific (Calif.)

10/22/11 W 38-31 Home
1-0 Home 0-0 Away 1-0 Overall

Baker (Kan.)

9/21/96 L 20-34 Away
9/20/97 W 24-17 Home
9/19/98 W 35-13 Away
9/18/99 L 13-14 Home
9/16/00 L 21-38 Away
9/22/01 L 7-14 Home
9/28/02 L 0-22 Away
10/25/03 W 27-23 Home
10/23/04 W 35-21 Away
11/12/05 W 37-14 Home
11/11/06 L 10-23 Away
9/15/07 W 50-19 Home
9/20/08 W 25-21 Away
10/10/09 W 52-30 Home
10/9/10 W 48-14 Away
5-2 Home 4-4 Away 9-6 Overall

Benedictine (Kan.)

10/20/90 L 15-29 Home
10/19/91 L 14-36 Away
10/12/96 L 30-49 Home
10/11/97 L 27-40 Away
10/10/98 L 38-40 Home
10/9/99 W 17-14 Away
10/7/00 L 17-20 Home
10/20/01 L 7-37 Home
10/26/02 L 6-23 Away
11/15/03 L 9-31 Home
11/13/04 W 22-17 Away
9/17/05 W 34-30 Home
9/16/06 L 10-33 Away
10/6/07 W 21-16 Home
10/11/08 W 36-33 Away
10/31/09 W 41-31 Home
10/30/10 W 40-24 Away
3-6 Home 4-4 Away 7-10 Overall

Butler (Ind.)

11/14/98 W 34-33(OI)Away
11/13/99 L 16-27 Home
0-1 Home 1-0 Away 1-1 Overall

Campbellsville (Ky.)

10/5/91 L 12-23 Home
10/3/92 L 19-21 Home
10/2/93 L 19-40 Away
10/1/94 W 21-20 Home
1-2 Home 0-1 Away 1-3 Overall

Carroll (Mont.)

12/6/08 L 37-38 Away
12/5/09 W 42-35 Away
0-0 Home 1-1 Away 1-1 Overall

Central Methodist (Mo.)

10/19/96 W 17-13 Away
10/18/97 W 38-7 Home
10/17/98 W 28-14 Away
10/16/99 W 76-7 Home
10/14/00 W 17-16 Away
9/15/01 W 35-14 Home
9/21/02 L 10-28 Away
9/27/03 L 7-9 Home
9/25/04 W 20-12 Away
10/15/05 W 61-3 Home
10/14/06 W 34-21 Away
11/3/07 W 38-7 Home
11/8/08 W 35-7 Away
9/12/09 W 66-23 Home
9/11/10 W 69-7 Away
6-1 Home 7-1 Away 13-2 Overall

Central Missouri

11/5/11 L 28-47 Home
0-1 Home 0-0 Away 0-1 Overall

Central Oklahoma

11/12/11 W 48-14 Away
0-0 Home 1-0 Away 1-0 Overall

Concordia (Neb.)

8/26/00 L 14-31 Neutral
0-0 Home 0-0 Away 0-1 Overall

Culver-Stockton (Mo.)

9/14/96 L 13-27 Away
9/13/97 W 40-26 Home
9/12/98 W 45-21 Away
9/11/99 W 30-8 Home
9/9/00 L 21-31 Away
9/8/01 L 7-37 Away
9/14/02 L 0-57 Home
11/1/03 L 9-38 Away
10/30/04 W 24-3 Home
9/3/05 L 6-23 Away
9/2/06 W 38-17 Home
9/22/07 W 39-15 Away
9/27/08 W 68-12 Home
10/17/09 W 67-10 Away
10/16/10 W 90-19 Home
10/29/11 W 70-24 Home
7-1 Home 2-6 Away 9-7 Overall

Cumberland (Tenn.)

10/13/90 W 27-12 Home
11/16/91 W 21-0 Away
1-0 Home 1-0 Away 2-0 Overall

Dana (Neb.)

9/8/90 W 21-14 Home
1-0 Home 0-0 Away 1-0 Overall

Evangel (Mo.)

9/28/96 L 7-37 Home
9/27/97 L 20-37 Away
9/26/98 W 24-21 Home
9/25/99 L 18-21 Away
9/23/00 L 27-43 Home
10/27/01 L 7-42 Away
11/2/02 L 14-37 Home
9/20/03 L 23-33 Away
9/18/04 W 35-21 Home
10/8/05 L 10-24 Away
10/7/06 W 41-10 Home
10/27/07 W 34-10 Away
11/1/08 W 56-7 Home
9/5/09 W 63-6 Away
9/2/10 W 68-7 Home
5-3 Home 2-5 Away 7-8 Overall

Findlay (Ohio)

9/28/91 L 2-35 Home
9/26/92 L 0-33 Away
9/24/94 L 0-70 Home
9/23/95 L 9-63 Away
0-2 Home 0-2 Away 0-4 Overall

Georgetown (Ky.)

9/25/93 L 8-34 Home
9/9/06 L 17-27 Home
9/29/07 W 58-30 Away
0-2 Home 1-0 Away 1-2 Overall

Graceland (Iowa)

10/5/96 L 35-40 Away
10/4/97 W 32-21 Home
10/3/98 W 23-14 Away
10/2/99 W 53-27 Home
9/30/00 W 31-19 Away
10/6/01 L 28-32 Away
10/12/02 W 33-6 Home
9/6/03 L 0-28 Away
9/4/04 W 56-12 Home
9/24/05 W 42-27 Away
9/23/06 W 38-21 Home
9/29/07 W 48-16 Away
10/18/08 W 49-3 Home
11/7/09 W 53-21 Away
11/6/10 W 77-33 Home
9/10/11 W 67-10 Home
8-0 Home 5-3 Away 12-3 Overall

Greenville (Ill.)

9/18/93 L 0-38 Away
9/9/95 W 21-0 Home
1-0 Home 0-1 Away 1-1 Overall

Hardin-Simmons (Texas)

9/21/91 W 35-17 Away
0-0 Home 1-0 Away 1-0 Overall

Hastings (Neb.)

11/20/04 L 19-20 Home
0-1 Home 0-0 Away 0-1 Overall

Iowa Wesleyan

9/22/90 W 35-21 Home
10/10/92 L 10-38 Away
10/9/93 L 0-35 Home
10/8/94 L 28-54 Away
1-1 Home 0-2 Away 1-3 Overall

Kansas Wesleyan

10/15/11 W 61-16 Home
1-0 Home 0-0 Away 1-0 Overall

Knoxville (Tenn.)

10/6/90 L 26-52 Home
0-1 Home 0-0 Away 0-1 Overall

Lambuth (Tenn.)

11/22/08 W 65-48 Home
1-0 Home 0-0 Away 1-0 Overall

Lane (Tenn.)

11/3/90 W 44-8 Away
11/2/91 W 39-6 Home
1-0 Home 1-0 Away 2-0 Overall

Langston (Okla.)

11/21/09 W 42-14 Home
1-0 Home 0-0 Away 1-0 Overall

McKendree (Ill.)

9/7/96 W 35-17 Home
9/6/97 L 0-33 Away
1-0 Home 0-1 Away 1-1 Overall

MidAmerica Nazarene (Kan.)

10/26/96 W 25-23 Home
10/25/97 L 0-14 Away
10/24/98 W 43-31 Home
10/23/99 W 29-28 Away
10/21/00 L 7-26 Home
9/29/01 L 0-38 Away
10/5/02 L 0-35 Home
10/11/03 L 17-38 Home
10/9/04 W 14-10 Away
10/29/05 W 17-14 Home
10/28/06 L 7-31 Away
9/1/07 W 44-34 Home
9/6/08 L 16-26 Away
9/26/09 W 55-14 Home
9/25/10 L 20-26 Away
5-3 Home 2-5 Away 7-8 Overall

Midland Lutheran (Neb.)

9/2/95 L 23-28 Home
0-1 Home 0-0 Away 0-1 Overall

L IU FOOTBALL
STAFF
LIONS
MIAA
2011 REVIEW
HISTORY
LINDENWOOD





Midwestern State (Texas)
 9/3/94 L 6-23 Home
 0-1 Home 0-0 Away 0-1 Overall

Minnesota-Morris
 11/14/92 L 24-26 Neutral
 0-0 Home 0-1 Away 0-1 Overall

Missouri Valley
 9/7/91 W 34-0 Home
 9/5/92 L 0-3 Away
 9/4/93 L 17-21 Home
 11/9/96 W 37-16 Home
 11/8/97 L 22-24 Away
 11/7/98 W 41-21 Home
 11/6/99 L 24-30 Away
 11/4/00 W 31-23 Home
 9/1/01 L 15-24 Away
 9/7/02 L 13-28 Home
 10/4/03 L 35-44 Away
 10/2/04 W 26-20 Home
 10/22/05 W 15-12(OOI) Away
 10/21/06 L 21-31 Home
 11/10/07 L 13-33 Away
 11/15/08 W 21-18 Home
 9/19/09 W 45-37 Away
 9/18/10 W 45-27 Home
 7-3 Home 2-6 Away 9-9 Overall

Missouri S&T
 9/24/11 L 13-19 Away
 0-0 Home 0-1 Away 0-1 Overall

Morningside (Iowa)
 11/29/08 W 34-31 Away
 0-0 Home 1-0 Away 1-0 Overall

Northern Colorado
 9/3/11 W 22-20 Away
 0-0 Home 1-0 Away 1-0 Overall

Northwestern (Iowa)
 11/11/00 L 0-48 Home
 11/3/01 L 34-48 Away
 0-1 Home 0-1 Away 0-2 Overall

Northwestern (Minn.)
 11/8/03 W 28-20 Home
 11/6/04 W 14-10 Away
 1-0 Home 1-0 Away 2-0 Overall

Northwestern Oklahoma State
 8/26/06 L 13-14 Neutral
 0-0 Home 0-0 Away 0-1 Neutral

Oklahoma Panhandle State
 10/31/92 W 46-29 Home
 10/30/93 T 17-17 Away
 1-0 Home 0-0-1 Away 1-0-1 Overall

Olivet Nazarene (Ill.)
 11/13/93 W 23-6 Home
 11/12/94 L 27-41 Away
 11/11/95 W 10-6 Home
 9/2/00 L 16-43 Home
 9/10/05 L 7-23 Away
 2-1 Home 0-2 Away 2-3 Overall

Ottawa (Kan.)
 11/28/09 W 64-26 Home
 1-0 Home 0-0 Away 1-0 Overall

Peru State (Neb.)
 10/17/92 L 11-14 Home
 10/16/93 L 9-58 Away
 11/5/94 W 23-12 Home
 1-1 Home 0-1 Away 1-2 Overall

Sioux Falls (S.D.)
 12/19/09 L 22-25 Neutral
 0-0 Home 0-0 Away 0-1 Overall

Southwest Minnesota State
 9/19/92 L 9-69 Home
 0-1 Home 0-0 Away 0-1 Overall

St. Ambrose (Iowa)
 9/14/91 L 15-17 Home
 9/12/92 L 15-21 Away
 9/11/93 L 14-13 Home
 9/10/94 L 24-44 Away
 10/28/95 L 22-28 Home
 0-3 Home 0-2 Away 0-5 Overall

Saint Francis (Ind.)
 11/17/07 L 14-35 Away
 11/20/10 L 38-46 Home
 0-1 Home 0-1 Away 0-2 Overall

Saint Joseph's (Ind.)
 9/17/11 W 55-14 Home
 1-0 Home 0-0 Away 0-0 Overall

South Dakota
 10/1/11 L 0-30 Away
 0-0 Home 0-1 Away 0-1 Overall

St. Xavier (Ill.)
 10/23/93 W 10-0 Home
 10/22/94 L 13-35 Away
 10/21/95 L 15-20 Home
 1-1 Home 0-1 Away 1-2 Overall

Tarleton State (Texas)
 11/6/93 L 14-31 Away
 0-0 Home 0-1 Away 0-1 Overall

Taylor (Ind.)
 10/15/94 L 24-44 Away
 10/14/95 W 10-0 Home
 1-0 Home 0-1 Away 1-1 Overall

Texas A&M-Kingsville
 10/8/11 W 41-35 Away
 0-0 Home 1-0 Away 1-0 Overall

Tiffin (Ohio)
 11/10/90 W 16-0 Home
 1-0 Home 0-0 Away 1-0 Overall

Trinity International (Ill.)
 10/27/90 L 32-37 Away
 10/26/91 W 44-7 Away
 9/17/94 L 0-54 Away
 9/16/95 L 33-48 Away
 0-0 Home 1-3 Away 1-3 Overall

Valparaiso (Ind.)
 11/9/02 L 6-27 Away
 0-0 Home 0-1 Away 0-1 Overall

Walsh (Ohio)
 10/7/95 L 16-34 Away
 0-0 Home 0-1 Away 0-1 Overall

Westminster (Pa.)
 9/30/95 L 7-35 Away
 0-0 Home 0-1 Away 0-1 Overall

William Jewell (Mo.)
 11/2/96 L 12-23 Away
 11/1/97 L 22-28 Home
 10/31/98 L 20-26 Away
 10/30/99 L 28-35 Home
 10/28/00 W 37-27 Away
 11/10/01 W 28-21 Home
 11/16/02 L 6-31 Away
 9/13/03 W 24-0 Home
 9/11/04 W 27-6 Away
 10/1/05 L 21-30 Home
 9/30/06 L 14-17 Away
 10/20/07 W 27-3 Home
 10/25/08 W 20-17 Away
 11/14/09 W 73-6 Home
 11/13/10 W 29-18 Away
 4-3 Home 4-4 Away 8-7 Overall



LU FOOTBALL

STAFF

LIONS

MIAA

2011 REVIEW

HISTORY

LINDENWOOD



LINDENWOOD FOOTBALL PLAYOFF HISTORY

1998 NAIA FIRST ROUND LINDENWOOD 10, SOUTHWESTERN 12 NOV. 21 • WICHITA, KAN.

The Lindenwood football team made its first postseason appearance in 1998 when the No. 16 Lions travelled to No. 3 Southwestern (Kan.) for a first-round NAIA Football Championship Series game. Lindenwood had better statistics in the game except for the main one as the Lions fell 12-10.

The Lions struck first when they took the opening kickoff, ran 15 plays, and scored on a one-yard run by Marceo Haywood. Southwestern responded later in the quarter with a touchdown, but the Moundbuilders missed the extra point. Neither team scored the rest of the half, and Lindenwood led 7-6 at halftime.

In the second half, Southwestern took a 12-7 lead early in the third quarter after a touchdown but missed its two-point conversion. Dante Buscaglia cut that lead to 12-10 with a 25-yard field goal with 9:24 left in the game. Later in the quarter, Lindenwood nearly scored the game-winning touchdown, but it was called back due to a penalty. Lindenwood had to settle for a 50-yard field goal, but Buscaglia's try came up a few yards short.

Haywood led the team with 274 all-purpose yards. He had 158 rushing yards, 45 receiving yards, and 71 punt return yards.

2004 NAIA FIRST ROUND LINDENWOOD 19, HASTINGS 20 NOV. 20 • ST. CHARLES, MO.

The first home playoff game in Lindenwood history ended in heartbreak as No. 16 Hastings kicked a field goal as time expired for a 20-19 win over the No. 5 Lions.

The two teams traded field goals in the first quarter before Lindenwood went ahead in the second quarter on a 76-yard run by DeDe Dorsey. Hastings added two touchdowns later in the quarter, and Lindenwood trailed 17-13 at halftime after Jared Tatom kicked a 23-yard field goal with less than a minute remaining in the half.

In the second half, Lindenwood took the lead on the first play of the half when George Mumphard caught a 62-yard touchdown reception. The Lions missed the extra point though, which came back to haunt them. On the final drive, Hastings drove down to Lindenwood territory and kicked a 28-yard field goal at the buzzer.

Lindenwood ended the game with 431 yards of offense, 188 more than Hastings. Dorsey collected 195 rushing yards, 15 receiving yards, and 15 kickoff return yards. Emiliano Salazar threw for 225 yards, and Mumphard had 72 receiving yards. Jake Sharp had a team-high 12 tackles, and Brian Loeb had three tackles for loss.



2007 NAIA FIRST ROUND LINDENWOOD 14, ST. FRANCIS 35 NOV. 17 • FORT WAYNE, IND.

No. 12 Lindenwood jumped out to a 14-0 lead over No. 3 Saint Francis (Ind.) after one quarter, but the rest of the first-round playoff game belonged to the Cougars as they defeated the Lions by a 35-14 score.

The Lions scored on a pair of Richard Murrell runs in the first quarter to take a two-touchdown lead. Saint Francis answered with three touchdowns in the second quarter and added insurance touchdowns in the third and fourth quarters. Saint Francis' defense shutdown Lindenwood after that second Murrell score, as the Lions had just 147 yards of offense for the rest of the game.

Saint Francis outgained Lindenwood 445-281 for the game. The Cougars especially controlled play on the ground with 274 yards, which helped them have nearly 39 minutes of possession. Lindenwood turned the ball over twice, and did not force a turnover.

Hakeem Abdullah had a team-high 81 rushing yards and 32 receiving yards. Ben Kisner threw for 158 yards and Murrell finished with 50 rushing yards. Jared Shoemaker led the defense with 16 tackles and one pass breakup.



2008 NAIA FIRST ROUND LINDENWOOD 65, LAMBUTH 48 NOV. 22 • ST. CHARLES, MO.

The No. 7 Lindenwood football team won a shootout in the first-round of the NAIA Championship Series, defeating No. 16 Lambuth by a 65-48 score.

The two teams combined for 1,245 total offensive yards, including 865 through the air. Lindenwood was able to prevail after forcing six turnovers, including five interceptions, while the Eagles forced just one interception.

Lindenwood jumped out to an early 14-0 lead after one quarter, taking advantage of three Eagle turnovers. In the second, both teams scored three touchdowns and missed one extra point, making it 34-20 Lindenwood at halftime.

Early in the second-half, the Lions appeared to put the game away with touchdowns to go up 48-20. A 41-yard Eagle touchdown late in the quarter though set the stage for a wild fourth quarter.

Lindenwood scored first on a field goal by Halley Ferrell to go up 51-27. Lambuth scored two times though in 2:06 to pull within 51-41, with an onside kick recovery between the two scores.

Lindenwood missed a field goal, however, with the short field, and Lambuth answered with a third straight touchdown. After another onside kick failed, Lindenwood finally appeared to put the game away when Dario Camacho broke a third-and-four run for a 22-yard touchdown with 1:43 remaining.

**2008 NAIA SECOND ROUND
LINDENWOOD 34, MORNINGSIDE 31
NOV. 29 • SIOUX CITY, IOWA**

Halley Ferrell recorded the biggest kick in school history as his 25-yard field goal with three seconds left in the game gave No. 7 Lindenwood a 34-31 victory over No. 6 Morningside in the quarterfinals of the NAIA Football Championship Series.

Ben Kisner threw three first-half touchdown passes, including one with 15 seconds remaining, to give Lindenwood a 21-14 halftime lead. The Lions extended their lead to 10 with a field goal late in the third quarter, but Morningside answered with 10 straight points that tied the game and set up a wild finish.

Dario Camacho put Lindenwood ahead with 2:20 remaining on a six-yard run, but Morningside answered with a touchdown just 1:35 later. The Mustangs left too much time on the clock though, as Lindenwood went 63 yards in six plays to set up Ferrell's game-winning kick.

Camacho finished with three touchdowns, with two receiving and one rushing. He had 102 yards on the ground and 83 through the air. Rudy Fleming caught 10 passes for 169 yards. Ben Kisner threw for 445 yards and three touchdowns. Defensively, Darrel Trice and Brandon Gould each had nine tackles.

**2008 NAIA SEMIFINALS
LINDENWOOD 37, CARROLL 38
DEC. 6 • HELENA, MONT.**

In Lindenwood's first semifinal appearance, a two-point play decided the game between No. 7 Lindenwood and No. 1 Carroll. The play went Carroll's way as the Fighting Saints survived by a 38-37 score.

Carroll dominated the game early on as it jumped out to a 38-17 lead late in the third quarter. Lindenwood stormed back though as two quick touchdowns cut that lead to 38-31. On the Lions' final drive, they went 99 yards and scored a touchdown on fourth down. Kisner completed a four-yard pass to Rudy Fleming for those six points. The team elected to go for the win in the hostile environment, but its two-point conversion pass was broken up.

Nate Orlando scored two touchdowns in the game, including one on a 94-yard kickoff return. Ben Kisner threw for 223 yards and three touchdowns. Marcel Thompson caught six passes for 73 yards and one touchdown. The other touchdown receptions came from Austin Bortle. Ryan Zimmerman led the defense with seven tackles, including one for a loss.



**2009 NAIA FIRST ROUND
LINDENWOOD 42, LANGSTON 14
NOV. 21 • ST. CHARLES, MO.**

The No. 3 Lindenwood football team advanced to the quarterfinal round of the NAIA Football Championship Series with a 42-14 victory over No. 20 Langston.

The Lions defense was the story of the game as it did not allow a point until midway through the fourth quarter. It forced two turnovers, one of which was returned for a touchdown, and twice in the first-half stopped Langston on fourth-and-short plays. Those early stops by the Lindenwood defense helped the squad jump out to 21-0 halftime lead. The Lions then scored touchdowns on their first three possessions of the second half to wrap up the contest.

Lindenwood's defense finished the game with four sacks and 12 tackles for loss. It held Langston to just three yards per rush and only 235 yards through the first three quarters. Wright finished the game with seven tackles, including one sack and two tackles for loss. He also blocked a field goal attempt and an extra point attempt. Alexander led the team with eight tackles and had two pass breakups to go along with his interception. T. J. Prell had three tackles for loss.

Offensively, Philip Staback finished with 210 yards passing and had three touchdowns and no interceptions. Fleming caught five passes for 114 yards and had 48 yards on kickoff returns. Thomas had 49 yards rushing, 11 receiving, and 62 on punt returns. Eight different Lions had at least 10 rushing yards in the game, and nine had at least 10 yards receiving.



LU FOOTBALL

STAFF

LIONS

MIAA

2011 REVIEW

HISTORY

LINDENWOOD





**2009 NAIA SECOND ROUND
LINDENWOOD 64, OTTAWA 26
NOV. 28 • ST. CHARLES, MO.**

The No. 3 Lindenwood football team had its best quarter in school history in the third when it outscored No. 5 Ottawa by a 37-0 margin. Those 15 minutes helped the Lions advance to the NAIA Football Championship Semifinals with a 64-26 victory over the Braves.

The Lions used a pair of first quarter touchdown runs by Denodus O'Bryant to jump out to a 13-0 lead. Ottawa responded with a touchdown and field goal to open up the second quarter, before a late Lindenwood drive netted seven more points when Philip Staback hit Matt Angell with a 19-yard touchdown strike. The Lions then prevented the Braves from scoring on a two-minute drive and Lindenwood led 20-10 at halftime.

The tone of the third quarter was set on the first play when the special teams forced a fumble on the kickoff and Lindenwood took over on the Ottawa five-yard line. It took just one play for LeMarian Parson to score on a run from there. The defense forced a quick punt on Ottawa's next possession, and the Braves had a bad snap on the punt. That forced the punter to field the ball with his knee on the ground, giving Lindenwood the ball back at the Ottawa 25. It took the Lions just three plays to score from there, with the scoring play being a four-yard run by Matt Angell.

The next four times Ottawa touched the ball, the Lindenwood defense forced more turnovers. A fumble forced by Parks Peterson led to a Staback touchdown pass to Rudy Fleming. An interception was returned for a 40-yard touchdown by Damian James. Two other interceptions led to another touchdown, this one from Staback to Matt Bramow, and a field goal by Halley Ferrell. When the dust settled in the quarter, Lindenwood was in complete command by a 57-10 score.

O'Bryant rushed for 101 yards on just 11 carries and had two rushing scores. The Lions offense finished with 393 total yards, including 155 on the ground and 238 passing.



**2009 NAIA SEMIFINALS
LINDENWOOD 42, CARROLL 35
DEC. 19 • HELENA, MONT.**

The No. 3 Lions scored a touchdown with 55 seconds remaining for a 42-35 win over the No. 2 Fighting Saints.

In the second quarter, the offenses of both teams dominated and the Lions went into halftime with a 28-21 advantage.

O'Bryant scored again early in the third quarter on a 10-yard touchdown reception from Staback. Carroll answered though with two straight touchdowns, the final one coming six seconds into the fourth quarter, which tied the game at 35.

The defenses took over for much of the fourth quarter. After a Lindenwood turnover deep in Carroll territory, the Lions' defense forced a turnover on downs. Both teams punted twice after that, with the final punt giving the Lions the ball at their 12-yard line.

On the first play, Staback completed a 49-yard pass to Marcel

Thompson to put the ball into Carroll territory. On the next play, O'Bryant rushed for 29 yards to take the ball to the 10-yard line. After two rushes for no gain, Staback found Bramow in the corner of the endzone for a 10-yard touchdown reception with 49 seconds remaining.

Carroll completed one first down on its final drive, but Lindenwood forced another turnover on downs to seal the victory and a trip to Rome, Ga., for the program's first ever appearance in the NAIA Football National Championship game.

Lindenwood finished with 570 yards of offense, 188 on the ground and 382 through the air.

Staback completed 26-of-36 passes for 382 yards and three touchdowns. O'Bryant rushed for 157 yards and two scores and had 43 yards receiving and another score. Bramow had seven catches, two for touchdowns, and 79 receiving yards.

**2010 NAIA FIRST ROUND
LINDENWOOD 38, SAINT FRANCIS 46
NOV. 20 • ST. CHARLES, MO.**

The No. 5 Lindenwood football team saw its 2010 season come to an end at Hunter Stadium when No. 10 Saint Francis upset the Lions by a 46-38 score. The game had five ties and was not settled until Saint Francis' Austin Coleman hauled in a 15-yard pass from Shaine Tierney with 22 seconds remaining in the game.

The two offenses were the story of the game as the defenses combined to force just two punts. The big difference was two Lindenwood turnovers that Saint Francis turned into 14 points.

Lindenwood had 476 yards of total offense, compared to 438 for Saint Francis. The Lions averaged 9.2 yards per play, and the Cougars had 5.1 yards per play. Lindenwood couldn't get the Cougars off the field though as Saint Francis completed 11 third-down plays and was four-of-four on fourth down. The inability to get the ball out of the Cougars' hands led to Saint Francis holding the ball for over 40 minutes.

Staback finished his Lindenwood career by throwing for 354 yards and four touchdowns. Helmick caught five passes for 108 yards, and Holland had four receptions for 87 yards. O'Bryant had 65 yards rushing and 68 receiving.

Defensively for the Lions, Damian James and Chris Howard each had nine tackles. James had 0.5 tackles for loss and one pass breakup, and Howard had two tackles for loss. Cody Fogle, Nick Tepea, and Dan Carlisle all forced fumbles, but Saint Francis recovered every one. Tepea also had six tackles, two tackles for loss, and the game's only sack.



2009 NAIA NATIONAL CHAMPIONSHIP

LINDENWOOD 22, SIOUX FALLS 25

DEC. 19 • ROME, GA.



The Lindenwood football team fell just three points short of its first ever national championship as No. 1 Sioux Falls beat the No. 3 Lions, 25-22, to win their second consecutive NAIA National Championship.

Lindenwood's defense played its best game of the season, giving up just one offensive touchdown and holding the Cougars, who came into the game averaging 53.6 points, to their lowest point total of the season. The Lions offense, though, was also held below its season numbers by the number one defense in the NAIA.

The big difference in the game was special teams, as a Lindenwood miscue led to a Sioux Falls safety and two big kickoff returns helped the Cougars score their only touchdowns of the game.

Lindenwood won the field position battle in the first quarter but could not take advantage because of numerous small mistakes on the offense side. A dropped pass stalled the team's first drive and led to a punt after a good kickoff return had given the Lions the ball around midfield. Later in the quarter, Lindenwood misplayed the kickoff and was trapped inside the 10 yard line, and on the first play, a bad snap caused Lindenwood to take a safety. The defense was strong early inside Lindenwood territory, allowing just two field goals and having an interception on Sioux Falls' first three drives which gave the Cougars an 8-0 advantage.

Lindenwood's offense finally got things going in its first drive of the second quarter. Richard Murrell kept the drive going with a seven-yard rush on fourth and one, and the drive ended when Matt Bramow made an acrobatic catch in the endzone for a 19-yard touchdown reception. After a three-and-out by Sioux Falls, the Lions quickly took the lead on a three-play 55-yard drive that ended on another Philip Staback touchdown pass to Bramow. Lindenwood's defense made one more first-half stand, recovering a fumble on the Sioux Falls five with under a minute remaining in the half, and the Lions went into halftime ahead 14-8.

The two big special team returns by Sioux Falls occurred in the third quarter, starting with the opening kickoff which the Cougars returned 91 yards to go ahead 15-14. Lindenwood took momentum back when Denodus O'Bryant broke off a 45-yard touchdown run, and Staback rushed for the two-point conversion to make it 22-15. Another big kickoff return by the Cougars put the ball deep into Lindenwood territory, and it took Sioux Falls just three plays to tie the game with a two-yard touchdown run.

Both teams appeared poised to score on their next possession, but neither came away with points. O'Bryant broke off another long touchdown run, but had it called back with a holding call, and the Lions eventually punted. Sioux Falls drove down inside the red zone, but Dan Carlisle intercepted a pass in the endzone to end that drive and the game went into the fourth tied at 22.

After Carlisle intercepted Lorenzo Brown, the Lion offense went three-and-out and was forced to kick the football back to the Cougars. On the ensuing drive the Cougars converted on a key third-down play, but the drive would stall at the Lindenwood 24-yard line. Braden Wiekling kicked his third field goal of the game, this one a 41-yarder to give the Cougars the lead.

Lindenwood would get the football back on its own 24-yard line. After an eight-yard carry by O'Bryant, Staback would rush for a first down. The Lions were stopped on the next three plays and punted the ball away with 7:21 remaining. The Cougars looked ready to run the rest of the clock out, going 13 plays and picking up five first downs, including one on fourth down and one on third. With 1:18 to play, Lindenwood forced a fumble and Carlisle recovered to give Lindenwood one final chance.

The Lions went for it all on the first play with a deep pass to Marcel

Thompson, but the throw just overshot the receiver who had a step on his defender. After a three-yard run by O'Bryant, the Lions had a sack and incomplete pass to seal the Cougars' championship.

Lindenwood finished with 233 total yards of offense, compared to 376 for Sioux Falls. The Lions won the turnover margin by three and held Sioux Falls to under 200 yards in the air and on the ground.

Brandon Gould led the defense with eight tackles and an interception. Parks Peterson also had eight tackles, including two for losses 1.5 sacks, and one pass breakup. Carlisle had two turnovers in the contest.



Sioux Falls at Lindenwood					
	1	2	3	4	F
Sioux Falls	0	14	8	0	22
Lindenwood	5	3	14	3	25

Team Statistics		
	SF	LU
First Downs	24	13
Net Rushing	51-178	24-89
Net Passing	198	144
Total Offense	376	233
Passing	15-24-2	16-26-0
Punting	1-42	5-193
Fumbles-Lost	2-1	1-0
Return Yards	289	201
Penalties-Yards	5-55	6-49

Individual Leaders	
Rushing:	SF- Lowmiller 27-123-1; Lorenzo Brown 19-71; Porter 4-25; LU O'Bryant 6-60-1; Murrell 7-39; Fore 1-2, Staback 9-10
Passing:	SF - Brown 15-24-2-198; Staback 16-26-0-144-2
Receiving:	SF- Ryan 4-68; Anderson 4-40; Theilen 3-19; LeBrun 2-64; Lowmiller 2-7; LU - Bramow 5-56-2; Thompson 4-27; Thomas 3-13; Fleming 2-31; Angell 1-12; O'Bryant 1-5
Defensive Leaders:	SF - Studzinski 7 tackles (2 TFL); Holleman 6 tackles; Kala 5 tackles; Schoenfelder 4 tackles; Koolstra 4 tackles (1 TFL); LU - Gould 8 tackles (1 INT); Peterson 8 tackles (2 TFL); Ross 7 tackles; Fogle 7 tackles; Thomas 7 tackles; Prell 7



LU FOOTBALL

STAFF

LIONS

NAIA

2011 REVIEW

HISTORY

LINDENWOOD



PLAYOFF TEAM RECORDS

TEAM RECORDS Single-Game

TOTAL OFFENSE

Most Plays:
 80 vs. Morningside (2008)
 74 vs. Carroll (2009)
 71 vs. Lambuth (2008)
 69 vs. Carroll (2008)
 65 vs. Ottawa (2009)

Most Yards Gained:
 566 vs. Morningside (2008)
 541 vs. Lambuth (2008)
 570 vs. Carroll (2009)
 476 vs. Saint Francis (2010)
 431 vs. Hastings (2004)

RUSHING

Most Rushes:
 39 vs. Lambuth (2008)
 37 vs. Hastings (2004)
 36 vs. Carroll (2009)
 34 vs. Ottawa (2009)
 32 vs. Saint Francis (2007)
 32 vs. Morningside (2008)

Most Yards Gained:
 206 vs. Hastings (2004)
 189 vs. Lambuth (2008)
 188 vs. Carroll (2009)
 155 vs. Langston (2009)
 155 vs. Ottawa (2009)

Most Touchdowns:
 4 vs. Ottawa (2009)
 3 vs. Carroll (2009)
 2 vs. Saint Francis (2007)
 2 vs. Langston (2009)
 2 vs. Lambuth (2008)

PASSING

Most Attempts:
 48 vs. Morningside (2008)
 43 vs. Carroll (2008)
 36 vs. Carroll (2009)
 32 vs. Lambuth (2008)
 31 vs. Ottawa (2009)

Most Completions:
 33 vs. Morningside (2008)
 26 vs. Carroll (2009)
 25 vs. Carroll (2008)
 25 vs. Lambuth (2008)
 19 vs. Ottawa (2009)
 19 vs. Saint Francis (2010)

Most Had Intercepted:
 1 vs. Saint Francis (2007)
 1 vs. Carroll (2008)
 1 vs. Lambuth (2008)
 1 vs. Ottawa (2009)

Most Yards Gained:
 454 vs. Morningside (2008)
 393 vs. Ottawa (2009)
 382 vs. Carroll (2009)
 354 vs. Saint Francis (2010)
 352 vs. Lambuth (2008)

Most Touchdown Passes:
 5 vs. Lambuth (2008)
 4 vs. Saint Francis (2010)
 3 vs. Carroll (2008)
 3 vs. Morningside (2008)
 3 vs. Langston (2009)
 3 vs. Ottawa (2009)
 3 vs. Carroll (2009)

PUNTING

Most Punts:
 5 vs. Sioux Falls (2009)
 4 vs. Carroll (2008)
 4 vs. Ottawa (2009)
 3 vs. Hastings (2004)
 3 vs. Saint Francis (2007)
 3 vs. Lambuth (2008)
 3 vs. Carroll (2009)

Highest Average Per Punt
 38.6 vs. Sioux Falls (2009)

SCORING

Most Points:
 65 vs. Lambuth (2008)
 64 vs. Ottawa (2009)
 42 vs. Langston (2009)
 42 vs. Carroll (2009)
 38 vs. Saint Francis (2010)

Most Points, Both Teams:
 113 vs. Lambuth (2008)
 90 vs. Ottawa (2009)
 84 vs. Saint Francis (2010)
 77 vs. Carroll (2009)
 75 vs. Carroll (2008)

Most Points, First Quarter
 14 vs. Saint Francis (2007)
 14 vs. Lambuth (2008)
 14 vs. Langston (2009)
 14 vs. Carroll (2009)
 13 vs. Ottawa (2009)

Most Points, Second Quarter
 20 vs. Lambuth (2008)
 14 vs. Morningside (2008)
 14 vs. Carroll (2009)
 14 vs. Sioux Falls (2009)
 10 vs. Hastings (2004)
 10 vs. Carroll (2008)
 10 vs. Saint Francis (2010)

Most Points, Third Quarter
 37 vs. Ottawa (2009)
 21 vs. Langston (2009)
 14 vs. Carroll (2008)
 14 vs. Lambuth (2008)
 14 vs. Saint Francis (2010)

Most Points, Fourth Quarter
 17 vs. Lambuth (2008)
 13 vs. Carroll (2008)
 10 vs. Morningside (2008)
 7 vs. Ottawa (2009)
 7 vs. Saint Francis (2010)
 7 vs. Carroll (2009)

Most Points, First Half
 34 vs. Lambuth (2008)
 28 vs. Carroll (2009)
 21 vs. Morningside (2008)
 21 vs. Langston (2009)
 20 vs. Ottawa (2009)

Most Points, Second Half
 44 vs. Ottawa (2009)
 31 vs. Lambuth (2008)
 27 vs. Carroll (2008)
 21 vs. Langston (2009)
 21 vs. Saint Francis (2010)

Most Touchdowns Scored:
 9 vs. Lambuth (2008)
 9 vs. Ottawa (2009)
 6 vs. Langston (2009)
 6 vs. Carroll (2009)
 5 vs. Carroll (2008)
 5 vs. Saint Francis (2010)

Most PATs Made by Kicking:
 8 vs. Lambuth (2008)
 7 vs. Ottawa (2009)
 6 vs. Langston (2009)
 6 vs. Carroll (2009)
 4 vs. Carroll (2008)
 4 vs. Morningside (2008)

Most Two-Point Conversions:
 1 vs. Saint Francis (2010)

Most Field Goals Made:
 2 vs. Hastings (2004)
 2 vs. Morningside (2008)
 1 vs. Carroll (2008)
 1 vs. Lambuth (2008)
 1 vs. Ottawa (2009)
 1 vs. Saint Francis (2010)

PENALTIES

Most Penalties:
 14 vs. Hastings (2004)
 14 vs. Carroll (2009)
 13 vs. Lambuth (2008)
 13 vs. Langston (2009)
 12 vs. Ottawa (2009)

Most Yards Penalized:
 153 vs. Langston (2009)
 113 vs. Carroll (2009)
 112 vs. Saint Francis (2007)
 109 vs. Ottawa (2009)
 108 vs. Lambuth (2008)

TOTAL DEFENSE

Fewest Total Offense Yds Allowed:
 243 vs. Hastings (2004)
 369 vs. Carroll (2009)
 376 vs. Sioux Falls (2009)
 390 vs. Langston (2009)
 434 vs. Ottawa (2009)

Fewest Rushing Yards Allowed:
 54 vs. Ottawa (2009)
 122 vs. Hastings (2004)
 125 vs. Langston (2009)
 137 vs. Morningside (2008)

142 vs. Saint Francis (2010)

Fewest Passing Yards Allowed:
 49 vs. Carroll (2009)
 121 vs. Hastings (2004)
 127 vs. Carroll (2008)
 171 vs. Saint Francis (2007)
 198 vs. Sioux Falls (2009)

Most Sacks Recorded by:
 4 vs. Langston (2009)
 4 vs. Sioux Falls (2009)
 3 vs. Ottawa (2009)
 3 vs. Morningside (2008)
 2 vs. Lambuth (2008)

INTERCEPTIONS

Most Passes Intercepted by:
 5 vs. Lambuth (2008)
 5 vs. Ottawa (2009)
 2 vs. Langston (2009)
 2 vs. Sioux Falls (2009)

Most Yards on Int. eturns:
 53 vs. Ottawa (2009)
 38 vs. Sioux Falls (2009)
 37 vs. Langston (2009)
 34 vs. Lambuth (2008)

Most TDs on Interception Returns:
 1 vs. Lambuth (2008)
 1 vs. Langston (2009)
 1 vs. Ottawa (2009)

Most Fumble Recoveries:
 2 vs. Morningside (2008)
 2 vs. Ottawa (2009)
 1 vs. Carroll (2008)
 1 vs. Lambuth (2008)
 1 vs. Sioux Falls (2009)

Most Turnovers:
 7 vs. Ottawa (2009)
 6 vs. Lambuth (2008)
 3 vs. Sioux Falls (2009)
 2 vs. Morningside (2008)
 2 vs. Langston (2009)



PLAYOFF INDIVIDUAL RECORDS

INDIVIDUAL RECORDS Single-Game

TOTAL OFFENSE

- Most Plays:
 50, Ben Kisner (08)
 43, Ben Kisner vs. Carroll (08)
 43, Philip Staback vs. Carroll (09)
 35, Philip Staback vs. SF (09)
 32, Ben Kisner vs. Lambuth (08)

- Most Yards Gained:
 433, Ben Kisner (08)
 376, Philip Staback vs. Carroll (09)
 363, Philip Staback vs. St. Francis (10)
 353, Ben Kisner vs. Lambuth (08)
 228, Emiliano Salazar vs. Hastings (04)

RUSHING

- Most Rushes:
 31, DeDe Dorsey vs. Hastings (04)
 28, Marco Haywood vs. S.Western (08)
 22, Denodus O'Bryant vs. Carroll (09)
 19, Dario Camacho vs. Lambuth (08)
 19, Dario Camacho (08)

- Most Yards Gained
 195, DeDe Dorsey vs. Hastings (04)
 158, Marco Haywood vs. S.Western (08)
 157, Denodus O'Bryant vs. Carroll (09)
 134, Dario Camacho vs. Lambuth (08)
 102, Dario Camacho vs. Morningside (08)

- Most TDs Scored by Rushing:
 2, Richard Murrell vs. St. Francis (07)
 2, Denodus O'Bryant vs. Ottawa (09)
 2, Denodus O'Bryant vs. Carroll (09)

- Longest Rush:
 76, DeDe Dorsey vs. Hastings (04)

PASSING

- Most Attempts:
 47, Ben Kisner vs. Morningside (08)
 43, Ben Kisner vs. Carroll (08)
 36, Philip Staback vs. Carroll (09)
 32, Ben Kisner vs. Lambuth (08)
 27, Ben Kisner vs. Saint Francis (07)
 27, Philip Staback vs. Ottawa (09)
 27, Philip Staback vs. St. Francis (10)

- Most Completions:
 32, Ben Kisner vs. Morningside (08)
 26, Philip Staback vs. Carroll (09)
 25, Ben Kisner vs. Carroll (08)
 25, Ben Kisner vs. Lambuth (08)
 19, Philip Staback vs. St. Francis (10)

- Most Passes Had Intercepted
 1, Ben Kisner vs. St. Francis (07)
 1, Ben Kisner vs. Carroll (08)
 1, Ben Kisner vs. Lambuth (08)
 1, Philip Staback vs. Ottawa (09)

- Most Yards Gained:
 445, Ben Kisner vs. Morningside (08)
 382, Philip Staback vs. Carroll (09)
 354, Philip Staback vs. St. Francis (10)
 352, Ben Kisner vs. Lambuth (08)
 226, Philip Staback vs. Ottawa (09)

- Most Touchdown Passes:
 5, Ben Kisner vs. Lambuth (08)
 4, Philip Staback vs. St. Francis (10)
 3, Ben Kisner vs. Carroll (08)

- 3, Ben Kisner vs. Morningside (08)
 3, Philip Staback vs. Langston (09)
 3, Philip Staback vs. Ottawa (09)
 3, Philip Staback vs. Carroll (09)

- Longest Pass:
 68, Staback to O'Bryant vs. St. Francis (10)

RECEIVING

- Most Passes Caught:
 10, Rudy Fleming vs. Morningside (08)
 8, Rudy Fleming vs. Lambuth (08)
 7, Matt Bramow vs. Carroll (09)
 7, Rudy Fleming vs. Carroll (09)
 6, Marcel Thompson (08)
 6, Marcel Thompson vs. Carroll (08)

- Most Yards Gained:
 169, Rudy Fleming vs. Morningside (08)
 123, Rudy Fleming vs. Lambuth (08)
 114, Rudy Fleming vs. Langston (09)
 109, Marcel Thompson vs. Lambuth (08)
 108, Andrew Helmick vs. St. Francis (10)

- Most Touchdown Passes Caught:
 2, Dario Camacho vs. Morningside (08)
 2, Rudy Fleming vs. Lambuth (08)
 2, Matt Bramow vs. Carroll (09)
 2, Matt Bramow vs. Sioux Falls (09)
 2, Andrew Helmick vs. Saint Francis (10)

PUNTING

- Most Punts:
 5, Nick Simes vs. Sioux Falls (2009)
 4, Nick Simes vs. Carroll (2008)
 4, Nick Simes vs. Ottawa (2009)
 3, Zac Atterberry vs. Hastings (2004)
 3, Zac Atterberry vs. St. Francis (07)
 3, Nick Simes vs. Lambuth (08)
 3, Nick Simes vs. Carroll (09)

- Longest Punt:
 65, Zac Atterberry vs. Hastings (04)

INTERCEPTIONS

- Most Interceptions:
 2, Brandon Gould vs. Lambuth (08)
 2, Brandon Gould vs. Ottawa (09)

- Most Yards on Interception Returns:
 40, Damian James vs. Ottawa (09)
 38, Brandon Gould vs. Sioux Falls (09)
 29, Logen Wright vs. Langston (09)
 28, Billy Ray Uren vs. Lambuth (08)
 12, Brandon Gould vs. Ottawa (09)

- Longest Interception Return:
 40, Damian James vs. Ottawa (09)
 38, Brandon Gould vs. Sioux Falls (09)
 29, Logen Wright vs. Langston (09)
 28, Billy Ray Uren vs. Lambuth (08)
 12, Brandon Gould vs. Ottawa (09)

PUNT RETURNS

- Most Punt Returns:
 2, Roren Thomas vs. Langston (09)
 2, Roren Thomas vs. Carroll (09)

- Most Yards on Punt Returns:
 71, Marco Haywood vs. S.Western (04)

- Longest Punt Return:
 49, Roren Thomas vs. Langston (09)

KICKOFF RETURNS

- Most Kickoff Returns:
 4, Nate Orlando vs. Morningside (08)
 4, Denodus O'Bryant vs. Carroll (09)
 3, Thomas Christian vs. St. Francis (07)
 3, Nate Orlando vs. Carroll (08)
 3, Roren Thomas vs. Sioux Falls (09)
 3, Denodus O'Bryant vs. St. Francis (10)

- Most Yards on Kickoff Returns:
 140, Nate Orlando vs. Carroll (08)
 109, Mike Bunton vs. Lambuth (08)
 94, Denodus O'Bryant vs. Ottawa (09)
 76, Denodus O'Bryant vs. St. Francis (10)
 59, Nate Orlando vs. Morningside (08)

- Most TDs Scored on KO Returns:
 1, Mike Bunton vs. Lambuth (2008)
 1, Nate Orlando vs. Carroll (2008)
 1, Denodus O'Bryant vs. Ottawa (2009)

- Longest Kickoff Return:
 94, Nate Orlando vs. Carroll (2008)
 94, Denodus O'Bryant vs. Ottawa (09)
 85, Mike Bunton vs. Lambuth (2008)
 48, Rudy Fleming vs. Langston (09)
 36, Denodus O'Bryant vs. St. Francis (10)

SCORING

- Most Points Scored:
 18, Dario Camacho vs. Morningside (08)
 18, Denodus O'Bryant vs. Ottawa (09)
 18, Denodus O'Bryant vs. Carroll (09)

- Most Touchdowns Scored:
 3, Dario Camacho vs. Morningside (08)
 3, Denodus O'Bryant vs. Ottawa (09)
 3, Denodus O'Bryant vs. Carroll (09)

- Most Field Goals Made:
 2, Jared Tatom vs. Hastings (04)
 2, Halley Ferrell vs. Morningside (08)

- 1, Halley Ferrell vs. Lambuth (08)
 1, Halley Ferrell vs. Carroll (08)
 1, Halley Ferrell vs. Ottawa (09)
 1, James Neal vs. Saint Francis (10)

- Most Field Goals Attempted:
 5, Halley Ferrell vs. Morningside (08)
 3, Halley Ferrell vs. Lambuth (08)
 2, Jared Tatom vs. Hastings (04)
 1, Halley Ferrell vs. Carroll (08)
 1, Halley Ferrell vs. Ottawa (09)
 1, James Neal vs. Saint Francis (10)

- Most Extra Points Made by Kicking:
 8, Halley Ferrell vs. Lambuth (08)
 7, Halley Ferrell vs. Ottawa (09)
 6, Halley Ferrell vs. Langston (09)
 6, Halley Ferrell vs. Carroll (09)
 4, Halley Ferrell vs. Morningside (08)
 4, Halley Ferrell vs. Carroll (08)

- Most PATs Attempted by Kicking:
 9, Halley Ferrell vs. Lambuth (08)
 9, Halley Ferrell vs. Ottawa (09)
 6, Halley Ferrell vs. Langston (09)
 6, Halley Ferrell vs. Carroll (09)
 4, Halley Ferrell vs. Morningside (08)
 4, Halley Ferrell vs. Carroll (08)
 4, James Neal vs. Saint Francis (10)

- Most Points Scored by Kicking:
 11, Halley Ferrell vs. Lambuth (08)
 10, Halley Ferrell vs. Morningside (08)
 10, Halley Ferrell vs. Ottawa (09)
 7, Jarod Tatom vs. Hastings (04)
 7, Halley Ferrell vs. Carroll (08)

- Longest Field Goal:
 35, Jarod Tatom vs. Hastings (04)
 35, Halley Ferrell vs. Ottawa (09)



LU FOOTBALL

STAFF

LIONS

MIAA

2011 REVIEW

HISTORY

LINDENWOOD





Lindenwood Athletics Department



ABOUT LINDENWOOD ATHLETICS

The Lindenwood University Athletics Department has grown significantly over the past two decades, going from just a few sports to one of the largest athletics departments in the nation. From 1999-2011, Lindenwood had one of the top all-around athletics departments in the NAIA. In 2010, the University announced that it was applying for NCAA Division II membership, and its application was accepted later that summer. After two candidacy years, Lindenwood will be an NCAA Division II Provisional member during the 2012-13 school year.

Lindenwood will have 27 sports compete at the NCAA level. All 21 NAIA championship sports will make the transition to the NCAA. These include baseball, men's and women's basketball, men's and women's cross country, football, men's and women's golf, men's and women's soccer, softball, men's and women's swimming and diving, men's and women's tennis, men's and women's indoor and outdoor track and field, women's volleyball, and men's wrestling. Six other sports will be added as NCAA sports. These are field hockey, gymnastics, women's ice hockey, men's and women's lacrosse, and men's volleyball. Twenty-four of these sports will compete at the NCAA Division II level. Gymnastics, women's ice hockey, and men's volleyball will compete at the National Collegiate level, which is made up mostly of NCAA Division I programs.

In 2012-13, Lindenwood joins the Mid-America Intercollegiate Athletics Association (MIAA), one of the top conferences in NCAA Division II. Other schools in the 15-team league are: University of Central Missouri, University of Central Oklahoma, Emporia State University (Kan.), Fort Hays State University (Kan.), Lincoln University (Mo.), Missouri Southern State University, Missouri Western State University, University of Nebraska-Kearney, Northeastern State University (Okla.), Northwest Missouri State University, Pittsburg State University (Kan.), Southwest Baptist University (Mo.), Truman State University (Mo.), and Washburn University (Kan.).

The MIAA sponsors conference championships in 19 sports. On the men's side, championships are awarded in baseball, basketball, cross country, football, golf, soccer, tennis, indoor track and field, outdoor track and field, and wrestling. Women's championships are in the sports of basketball, cross country, golf, soccer, softball, tennis, indoor track and field, outdoor track and field, and volleyball.

Men's lacrosse is a member of the Eastern College Athletic Conference (ECAC), men's volleyball is a member of the Midwestern Intercollegiate Volleyball Association (MIVA), women's gymnastics is a member of the Midwest Independent Conference (MIC), women's hockey is a member of College Hockey America (CHA), women's lacrosse is a member of the Western Intercollegiate Lacrosse Association (WILA), and women's swimming and diving is a member of the Northern Sun Intercollegiate Conference (NSIC). Men's swimming and diving and field hockey are both independent.

Athletics Philosophy

Lindenwood University is committed to the development of the whole person within a value system that acknowledges our Christian heritage and focuses on a four-dimensional personal growth: mental, social, physical, and spiritual.

The actions of the student-athlete affect both himself/herself and others. In choosing to be a part of the Lindenwood learning community, the student-athlete agrees to be responsible and to choose his/her actions in such a way that they reflect favorably on the student-athlete and the Lindenwood community.

Mission Statement

It is the mission of intercollegiate sports at Lindenwood University to advance learning, enliven campus life, develop leadership skills, and foster the personal growth of the student athlete through offering a high quality athletics program. Athletic department personnel strive to provide model programs that develop meaningful standards of scholarship, athletic performance, leadership, community service, and sportsmanship conduct. Through sports Lindenwood seeks to contribute to a sense of collegiate identity and positive perception in the community. The athletic department shall strive for excellence in the competitive environment in accord with the philosophy, rules, and regulations of the NAIA and other sports governing bodies in which Lindenwood has membership.

NCAA Sports

Men's Sports


Football
Basketball
Baseball
Volleyball
Lacrosse
Wrestling
Golf
Tennis
Track and Field (Indoor)
Track and Field (Outdoor)
Cross Country
Soccer
Swimming and Diving

Women's Sports

Basketball
Softball
Golf
Tennis
Lacrosse
Volleyball
Swimming and Diving
Gymnastics
Track and Field (Indoor)
Track and Field (Outdoor)
Cross Country
Ice Hockey
Field Hockey
Soccer



ATHLETICS DIRECTOR - JOHN CREER



John Creer is entering his 21st year at Lindenwood and his 11th year as the Athletics Director. Before becoming the athletic director at Lindenwood, Creer served as the Dean of Students from 1991 until 1999.

Creer is currently leading Lindenwood's move to the NCAA Division II level. He has helped the program enter the candidacy stage in the NCAA process. Creer oversees 27 sports that are seeking membership in the NCAA.

Prior to Lindenwood's move to the NCAA, Creer oversaw an athletic department that included 21 NAIA sports programs and 25 other varsity programs that competed in other national organizations. While he was athletics director, those programs captured 40 national championships and 134 conference championships. In the NAIA, the athletics department finished in the top five in the Learfield Sports Directors' Cup in every season but one since he became Athletics Director. In 2001-02 and 2002-03, Lindenwood won the Directors' Cup for being the top overall athletics department in the NAIA.

During Creer's tenure, the Athletics Department has grown in the number athletic programs and in the quality of facilities. Creer has been part of the construction of the Lou Brock Sports Complex and the Lindenwood Track, the purchase of Lindenwood Ice Arena, and the major renovations of Harlen C. Hunter Stadium.

Before moving into the administrative side of athletics, Creer was one of the most successful track and field coaches in the country. Creer began his head coaching career in 1970 at Winter Haven High School (Fla.), where he coached the cross country teams and assisted with the track and field teams. In 1973, Creer accepted a teaching position at Kathleen High School in Lakeland, Fla., and was head coach for the cross country and track and field teams.

In 1975, he moved onto the collegiate level when he became the head cross country coach and assistant head coach of the track and field team at Troy State University. After the 1977 season, Creer moved onto the Division I level at the University of Florida. At Florida he was the associate head coach of the track and field team from 1977-1978 and in 1978-79 became the interim head coach of the Gators.

Next up for Creer was the international level. In 1979, he was the assistant national coach for the Kingdom of Saudi Arabia's Olympic track and field team. In 1983, he would become a head coach at Wayland Baptist University. After a five-year stint at Wayland, Creer was hired to be the head cross country and track and field coach at Missouri Baptist. In 1991, Creer would move to Lindenwood, but it wasn't until 1996 that he became the head coach of the cross country and track and field teams.

During Creer's coaching career he coached three national championship teams in women's track and field, seven men's track and field team championships, two world champions in track and field, three Olympic silver

medalists, one Olympic bronze medalist, 15 Olympic games participants, 125 individual national champion, and 512 All-Americans.

Not only has Creer coached national championship teams and national champions, he has been awarded many individual accolades. He has been the NAIA National Coach of the Year eight times, the NCCAA National Coach of the Year, the West Texas Hall of Fame Coach of the year three times, and the NAIA region and conference coach of the year numerous times.

To go along with all of the coach-of-the-year awards Creer has been inducted into four Halls of Fame. He was inducted into the NAIA Hall of Fame in 2001, the Missouri Baptist Hall of Fame in 2006, the Lindenwood University Hall of Fame in 2007, and in 2009 he was inducted into the Wayland Baptist Hall of Fame.

Along with his numerous duties at Lindenwood, Creer is the chair of the Lindenwood Athletics Hall of Fame committee and is on the Board of Directors for the St. Charles YMCA.

Creer received his bachelor's degree in English from Western Michigan University in 1970 and earned his master's degree from Troy State in educational administration and supervision in 1976.

Creer and his wife Liz have three daughters (Kimberly, Jennifer, Ashley), and three grandsons, and one granddaughter.

NAIA Directors' Cup Finishes Under John Creer

- 1997 – 21st
- 1998 – 17th
- 1999 – 4th
- 2000 – 2nd
- 2001 – 4th
- 2002 – 1st
- 2003 – 1st
- 2004 – 3rd
- 2005 – 2nd
- 2006 – 2nd
- 2007 – 2nd
- 2008 – 7th
- 2009 – 3rd
- 2010 – 5th
- 2011 - 5th



LU FOOTBALL

STAFF

LIONS

OPPONENTS

2011 REVIEW

HISTORY

LINDENWOOD



STAFF DIRECTORY

ADMINISTRATION

John Creer Athletics Director 636-949-4777
 Chanda Jackson Assistant Athletics Director 636-949-4632
 Christine Rebori Assistant AD/Compliance 636-255-2216
 Scott Queen Associate AD/External Affairs 636-949-4920
 Carl Hutter Assistant AD/Facilities 636-949-4813

ATHLETICS STAFF

David Arns Fa
 cvulty Athletics Representative 636-949-4789
 Jane Baum Athletics Devolpment Director 636-949-4427
 Jack Cribbin Marketing Director 636-949-4145
 Anna Girdwood Assistant Director of Compliance 636-949-4654
 Rick Gorzynski Director of Academic Success 636-949-4133
 Lisa Hundelt Administrative Assistant 636-949-4600
 Tom Wagganer Director of Game Operations 636-949-4533

SPORTS INFORMATION

Daniel Newton Director 636-949-4368
 Mike Morgan Assistant Director 636-627-2534

ATHLETIC TRAINING

Randy Biggerstaff ... Director of Athletic Training 636-9449-4683
 Dan Brennan Assistant Athletic Trainer 636-949-4365
 Tom Godar Assistant Athletic Trainer 636-949-4628
 Abby Miller Assistant Athletic Trainer 636-949-4819
 Carrie Moore Assistant Athletic Trainer 636-949-4302
 Delaine Young Assistant Athletic Trainer 636-949-4684

STRENGTH AND CONDITIONING

Betsy Fuetz Director 636-949-6448
 Jessica Randolph Strength and Conditioning Coach .. 636-441-6448
 Shawn Nagel Strength and Conditioning Coach .. 636-949-4753

BASEBALL

Doug Bletcher Head Coach 636-949-4185
 Nathan Buester Assistant Coach 636-949-4358

MEN'S BASKETBALL

Brad Soderberg Head Coach 636-949-4633
 Terry Hollander Assistant Coach 636-949-4633
 Marshal Newman Assistant Coach 636-949-4374

WOMEN'S BASKETBALL

Tony Francis Head Coach 636-949-4190
 Melanie Schmidt Assistant Coach 636-949-4190
 Jeremy Leake Assistant Coach 636-949-4190

CROSS COUNTRY/TRACK AND FIELD

Scott Roberts Head Coach 636-949-4801
 Richard Cochran Assistant Coach 636-949-4801

FIELD HOCKEY

Sarah Johnson Head Coach 636-949-4317

FOOTBALL

Pat Ross Head Coach 636-949-4800
 Austin Bortle Assistant Coach 636-949-4749
 Craig Schuler Assistant Coach 636-949-4199
 Deion Melvin Assistant Coach 636-255-2245
 Kent Maugeri Assistant Coach 636-949-4383
 Mike Preston Assistant Coach 636-949-4749
 Marcus Yokeley Assistant Coach 636-949-4559

MEN'S GOLF

Roger Ellis Head Coach 636-949-4839

WOMEN'S GOLF

Abby Webber Head Coach 636-949-4434

WOMEN'S GYMNASTICS

Gretchen Goerlitz ... Head Coach 636-949-4598

WOMEN'S ICE HOCKEY

Vince O'Mara Head Coach 636-949-4147
 Katie Kells Assistant Coach 636-949-4139
 Cory Whitaker Assistant Coach 636-332-4600
 Rick Pratt Equipment Manager 636-332-4600

MEN'S LACROSSE

Derek Schaub Head Coach 636-949-4945
 Jim Lange Assistant Coach 636-949-4498
 Jesse Politowski Assistant Coach 636-332-4498

WOMEN'S LACROSSE

Jack Cribbin Head Coach 636-949-4145
 Brian Smith Assistant Coach 636-441-4317
 Allison Balch Assistant Coach 636-949-4317

MEN'S SOCCER

Carl Hutter Head Coach 636-949-4813
 Nenad Curic Assistant Coach 636-949-4693

WOMEN'S SOCCER

Laurie Kaminski Head Coach 636-949-4614
 Greg Henson Assistant Coach 636-949-4614

SOFTBALL

Betsy Fuetz Director 636-949-6448
 Jessica Randolph Strength and Conditioning Coach .. 636-441-6448
 Shawn Nagel Strength and Conditioning Coach .. 636-949-4753

SWIMMING AND DIVING

Don Loberg Head Coach 636-949-4995
 Laurie Kaminski Assistant Coach 636-949-4614
 Greg Knaebel Assistant Coach 636-949-4995

MEN'S AND WOMEN'S VOLLEYBALL

Betsy Fuetz Director 636-949-6448
 Jessica Randolph Strength and Conditioning Coach .. 636-441-6448
 Shawn Nagel Strength and Conditioning Coach .. 636-949-4753

MEN'S AND WOMEN'S SWIMMING AND DIVING

Jason Owen Head Coach 636-949-4403
 Jonathan Lau Assistant Coach 636-949-4403
 Kyle Friesenhahn Assistant Coach 636-949-2528

MEN'S AND WOMEN'S TENNIS

Bill Vahle Head Coach 636-949-4363

WRESTLING

Chad Smith Head Coach 636-949-4827
 Jimmy Rollins Assistant Coach 636-949-4827



LU FOOTBALL

STAFF

LIONS

OPPORTUNITIES

2011 REVIEW

HISTORY

LINDENWOOD





John Creer
Athletic Director



Chanda Jackson
Assistant AD



Scott Queen
Associate AD/
External Affairs



Christine Rebori
Associate AD/
Compliance



Carl Hutter
Associate AD/
Facilities



David Arns
Faculty Rep.



Jane Baum
Development
Director



Jack Cribbin
Marketing Director



Anna Girwood
Assistant Director
Compliance



Rick Gorzynski
Academic Success



Lisa Hundelt
Administrative
Assistant



Mike Morgan
Assistant SID



Daniel Newton
SID



Tom Waggener
Event Operations



Randy Biggerstaff
Head Athletic
Trainer



Doug Bletcher
Baseball



Jack Cribbin
Women's Lacrosse



Roger Ellis
Men's Golf



Tony Francis
Women's Basketball



Gretchen Goerlitz
Gymnastics



Scott Roberts
Track and Field



Carl Hutter
Men's Soccer



Sarah Johnson
Field Hockey



Laurie Kaminski
Women's Soccer



Don Loberg
Softball



Vince O'Mara
Women's Ice Hockey



Jason Owen
Swimming /Diving



Pat Ross
Football



Derek Schaub
Men's Lacrosse



Chad Smith
Wrestling



Brad Soderberg
Men's Basketball



Bill Vahle
Tennis



Abby Webber
Women's Golf



Ron Young
Men's and Women's
Volleyball



LU FOOTBALL

STAFF

LIONS

OPPONENTS

2011 REVIEW

HISTORY

LINDENWOOD



HUNTER STADIUM



Hunter Stadium is one of the busiest places on campus throughout the year. It is the home for Lindenwood football, men's and women's soccer, field hockey, and both men's and women's lacrosse programs. The stadium was built in 1976 by the St. Louis football Cardinals as a place to hold their training camp. In 1988, the stadium was renovated and a new artificial turf was installed. Eleven years later in 1999, Hunter Stadium debuted a new turf called Astro Play. After the 2004 season, Hunter Stadium would undergo its biggest renovation. The stadium was completely renovated, including end zone seating, a brand new two-story press box with luxury boxes, and a new concession area. In 2009, the playing surface at the facility was replaced with Enviroturf. The next renovation was more of an addition. An academic success center, plus coaches' offices, and new locker rooms, were added in 2012. The three-story building was added behind the south endzone. The facility has hosted NAIA football playoff games in 2004, 2008, 2009, and 2010, and the NAIA Women's Soccer National Championships in 2001 and 2002. In 2009 and 2010, the St. Louis Rams held training camp scrimmages at Hunter Stadium. Both games drew over 5,000 spectators. During the NFL lockout in 2011, several St. Louis Rams players chose Lindenwood for offseason training. The stadium is named after Dr. Harlen C. Hunter, who founded the St. Louis Orthopedic Sports Medicine Clinic in Chesterfield in 1979, the first clinic of its kind in the St. Louis area. Hunter was the key to the upgrades of the playing surface in 1988.

HOME OF THE LIONS



LU FOOTBALL HOME RECORDS

1990	5-2
1991	2-3
1992	1-4
1993	2-4
1994	2-2
1995	4-3
1996	3-2
1997	4-1
1998	3-1
1999	3-2
2000	1-6
2001	3-2
2002	1-4
2003	3-3
2004	5-1
2005	4-1
2006	4-2
2007	5-0
2008	6-0
2009	7-0
2010	5-1
2011	5-1



STUDENT-ATHLETE CENTER

The Lindenwood University Student-Athlete Center is a 43,450-square-foot athletic building with an academic support center, new locker rooms for football and other Hunter Stadium sports, coaches' offices, and a Hall of Fame Room. The building will opens in early September.

President James D. Evans said Lindenwood's Board of Directors approved the construction of the building, just outside of 6,000-seat Hunter Stadium over which was Kirchner Plaza behind the west end zone.

Evans and the Board of Directors wanted the opening of the building to coincide with Lindenwood's entry into the Mid-America Intercollegiate Athletics Association (MIAA) in fall 2012. The MIAA is widely considered the toughest NCAA Division II conference in the nation.

"We have been told our facilities are among the finest in Division II," said Evans. "This building will definitely be in keeping with that statement. It will help keep our institution competitive for years to come."

The ground floor of the building will house home and visitor locker rooms and athletic training facilities. The nearly 3,000-square-foot academic success center is on the second floor, along with locker rooms for men's and women's soccer, men's and women's lacrosse, and field hockey. The third floor overlooks the bleachers and the scoreboard, and consists of coaches' offices, a Hall of Fame Room, and meeting rooms.



ATHLETIC FACILITIES

**FOOTBALL
SOCCER
FIELD HOCKEY
LACROSSE**



ICE HOCKEY



TENNIS



**BASKETBALL
WRESTLING
VOLLEYBALL
GYMNASTICS**



BASEBALL



SOFTBALL



TRACK AND FIELD



SWIMMING AND DIVING







LINDENWOOD ATHLETICS HISTORY

Athletics has been an important part of Lindenwood University throughout its 185-year history, from the school's beginnings as an all-girls school to the last 40 years as a coed institution. Over the last decade, Lindenwood athletics have reached their greatest heights as the Intercollegiate Athletics Department has been one of the most successful programs in the country at any level.

Early Years

There were not many Lindenwood publications in the 1800s, but the few that have been found refer to athletics at the school. An 1898 edition of the school newspaper, *Under The Lindens*, leads with a story about the importance of physical training at the school:

"Few ladies' schools, and especially in the West, can boast of better facilities for gymnastic training. Each student is required to take regular training in the gymnasium under the direction of a competent teacher, the value of which training need not be dwelt up."

In 1905, a permanent athletics association was organized for the first time at Lindenwood to oversee sports at the school. The first programs included tennis, bowling, fencing, basket-ball, and walking clubs, with the big event being the senior-junior basket-ball contest in which a prize of \$10 went to the winning team. It is believed that in the mid-1940s Lindenwood women's teams began playing intercollegiate athletics, with the major sports being field hockey and basketball. Equestrian also became one of the biggest athletic competitions around the Lindenwood campus during this time period.

Modern Athletics Department

The beginning of the current Lindenwood Athletics Department can be traced to the early 1970s, when the school began to open its doors to male students. Sports such as baseball, basketball, and soccer were added to the varsity roster and the school began its association with the National Association of Intercollegiate Athletics (NAIA).

The first major impact that the Lindenwood athletic department had on a national scale would not come until the 1980s when the women's soccer team became a yearly threat for the national title. The Lady Lions would never win a national championship, but they reached the national tournament 13 times and had two runner-up finishes and three third-place showings. Lindenwood women's soccer was a part of one of the greatest collegiate championship games of all-time when it and Simon Fraser played scoreless soccer for over 162 minutes before Simon Fraser scored in the fifth overtime.

1990s

The 1990s marked the beginning of a major expansion of the Lindenwood Athletics Department. By the turn of the century, the school would field a team for all 21 sports in which the NAIA offered a national championship. The biggest addition was a varsity football team in 1990. The program won its inaugural game by a 21-14 score over Dana College and went on to have a winning record its first year, foreshadowing what would become one of Lindenwood's top programs.

The highlight of the decade came in 1998 when the indoor track and field team won the NAIA National Championship, the first ever title for the Lindenwood athletics program. The Lions led by just two points heading into the final event of the competition, but the school's 4x400 relay team finished second to seal the championship. Current Athletics Director John Creer was the head coach of that program, and Sharif Karie was named the meet's outstanding performer.


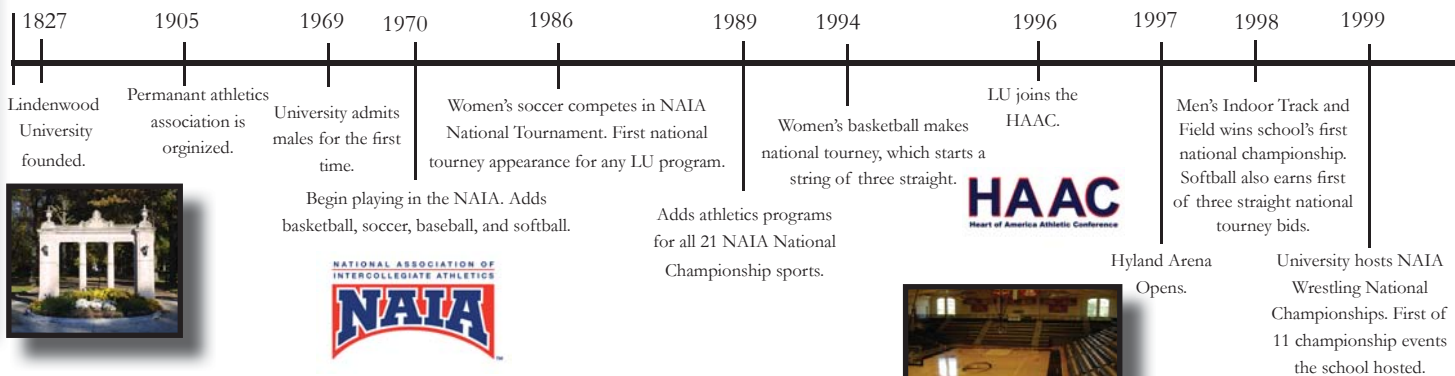
Aside from the men's track and field national championship, it was the women who provided the top highlights for Lindenwood throughout the 1990s. The women's basketball team advanced to three national tournaments and won five conference championships and five conference tournaments during the decade. As mentioned earlier, women's soccer was a threat nearly every year to have a high finish at the national tournament. Softball became a regular winner late in the decade, going to three national tournaments from 1998-2000.

Heart of America Athletic Conference (HAAC)

Lindenwood briefly belonged to the American Midwest Conference for three years in the 1990s before joining the Heart of America Athletic Conference (HAAC) in 1996. The school's affiliation with the HAAC, an 11-team league with schools in Missouri, Kansas, and Iowa, would be its longest with a conference in its history.

Almost from the very beginning, Lindenwood raised the reputation of the HAAC on the national level. The athletics program wasted little time in becoming the most prominent member of the conference, finishing second in the conference's all-sports trophy standings in 1996-97 and then winning the HAAC all-sports award every year since.

Lindenwood won nearly 46 percent of the total conference championships during its time in the HAAC. Its 128 HAAC titles are 93 more than the next closest school has won in that span. In fact, in just 15 years, Lindenwood won more HAAC titles than any other school in conference history,



LINDENWOOD
HISTORY
2011 REVIEW
COMPONENTS
LIONS
STAFF
LU FOOTBALL





despite the fact that many of the HAAC schools have been in the league since it was started in 1971. Runner-up to Lindenwood is William Jewell, which has won 108 titles in 40 years. No other HAAC school has won more than 87 conference titles.

On a national scale, Lindenwood has won 10 NAIA National Championships since joining the HAAC, including five in sports that are sponsored by the conference. The other 10 HAAC programs have combined to win three national championships during the league's history.

2000s

The last 10 years of Lindenwood athletics have been marked by two main themes – continued expansion and success. The two themes merged in 2008 for the biggest accomplishment of the program's history when two athletes with Lindenwood ties competed in the Olympic Games.

NAIA Success

The last decade has seen Lindenwood's NAIA programs make the leap from being good to being elite.

Lindenwood won 10 NAIA national championships, with nine of them coming since the 2002-03 school year. Half of these have come from the Lions wrestling team, which has won five titles starting with the 2002 national championship. Besides its 1998 title, men's track and field has also won two other indoor national championships and one outdoor title. The final national championship came from the 2004 men's soccer team.

In the annual NACDA Directors' Cup standings, Lindenwood has finished seventh or better for 13 straight years, and only once in that span has the school finished outside the top five. It has four runner-up finishes, and twice Lindenwood has won the Directors' Cup. In 2001-02, Lindenwood won the Directors' Cup for the first time. That year, the school had seven top-ten national finishes as it edged the second-place school by 23.5 points. In 2002-03, Lindenwood repeated in another close contest that saw the school win by 28.5 points. That year, the school again had seven athletic programs with top-ten finishes at their national events.

Lindenwood has also had several exciting runs at national championship events throughout the years. The Lions football team began building a powerhouse with the hiring of Patrick Ross in 2004. The program reached its greatest heights in December 2009 when it played in the NAIA national championship game, losing by just three points to future NCAA Division II school Sioux Falls. Men's basketball reached the NAIA Division II semifinals in 2006 and advanced to the second round of the NAIA Division I National Tournament in 2011. On the women's side, volleyball head coach Ron Young has taken his team to three NAIA national championship events in the last four years, including a quarterfinal showing in 2007. Women's track and field has been coming closer to a national title in recent years, including a third-place finish at the 2009 outdoor championships.

NCAA

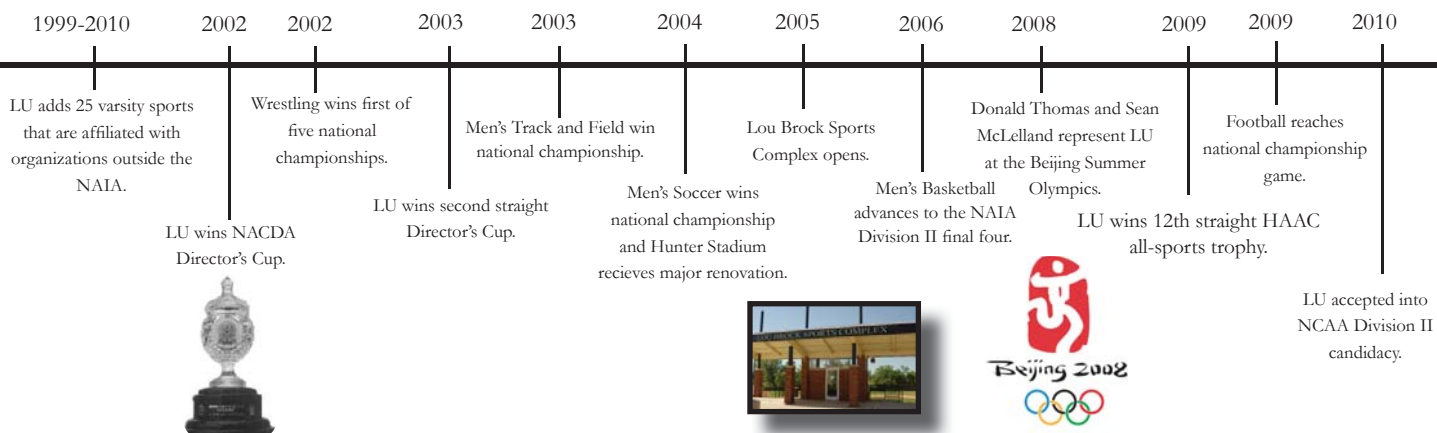
In 2009, Lindenwood University President Dr. James D. Evans formed a committee to explore what level would be the best fit for the Lindenwood Athletics Department. The committee recommended that NCAA Division II was a better fit than the NAIA, and on Feb. 12, 2010, the Lindenwood Board of Directors voted unanimously to allow the administration to apply for NCAA Division II membership. On July 12, 2010, Lindenwood was accepted into its first year of NCAA Division II candidacy, and the next summer it advanced to the second year of the candidacy phase. In the summer of 2012, Lindenwood was accepted into the provisional year for NCAA Division II. As part of the transition, Lindenwood announced on Sept. 24, 2010, that it was joining the Mid-America Intercollegiate Athletics Association for the majority of its sports programs.

2008 Beijing Olympics

During the opening ceremonies of the 2008 Beijing Summer Olympics, two Lions were among the athletes who marched into the stadium. Lindenwood University was even mentioned by Bob Costas on the national telecast that was seen by over 34 million people, making the school just one of two United States colleges mentioned during the parade of athletes.

The athlete that Costas talked about was Donald Thomas, who has one of the most unique stories in track and field history. Thomas was a junior varsity basketball player at Lindenwood who tried the high jump one evening in order to win a dare. Less than two months after winning that dare, he finished second at the national championships in the indoor high jump and helped Lindenwood win a team national title. After graduating from Lindenwood in 2006, he used his final year of eligibility to become an NCAA Division I national champion at Auburn University. He then burst onto the national scene by winning the 2007 World Championships. At the Olympics, Thomas, who was representing the country of the Bahamas, finished 21st after clearing 2.20m.

A Lindenwood athlete at the time, Sean McLelland was also a participant at that year's Olympics, representing the United States in the International Skeet Shooting competition. McLelland had his best international performance at the event, tying for sixth after hitting 118-of-125 targets. That showing advanced him to a shoot-off to determine who would advance to finals, and he fell short in that round. Despite being one target short of making the finals, he still finished ahead of 13 shooters above him in the world rankings, including five in the top ten.



- LU FOOTBALL
- STAFF
- LIONS
- OPPONENTS
- 2011 REVIEW
- HISTORY
- LINDENWOOD



NAIA NATIONAL CHAMPIONSHIPS

2004 MEN'S SOCCER



The 2004 Lindenwood men's soccer program didn't start its postseason run off with much success. The Lions didn't win the HAAC championship or the regional tournament. But after the Lions received an at-large bid to the NAIA National Tournament, they turned everything around and ended the season on top of the NAIA soccer podium. The Lions lost in the Region V final against McKendree 2-1. That was the last time the Lions would lose in 2004.

The Lions traveled to Olathe, Kan., for the NAIA National Tournament, and it was a good stay. In the first round the Lions, the No. 3 shut out No. 14 Judson (Ill.) 3-0. In the quarterfinals the Lions matched up against Holy Names from California and were victorious 4-1. Next up in the semifinals for the Lions was No. 10 Berry (Ga.), and it was a 1-0 shutout victory.

After that win, it was on to the finals against Auburn Montgomery. It was a rainy, cold night in Olathe, and the Lions scored the game's first and only goal in the 61st minute. Milivoje Cecaric scored on a header from a corner kick and it was all the Lions needed. The Lions won the program's first national championship in four tries at the NAIA National Tournament.

Ignacio Novas was named the tournament's Most Valuable Player, and goalie Edin Sabic was the Outstanding Defensive Player. Martin Barreiro joined Novas and Sabic on the all-tournament team, and Novas, Barreiro, and Andres Sanchez were honorable mention All-Americans.

Lindenwood finished the 2004 season with a 19-3-1 overall record.

1998 MEN'S INDOOR TRACK AND FIELD

The 1998 indoor track and field team won the first national championship in Lindenwood history. In a close meet, the Lions clinched the title when the 4x400 relay team came in second in the final event. Lindenwood finished with 62 points, six more than runner-up Azusa Pacific. Sharif Karie was named the meet outstanding performer after winning the mile run and finishing second in the 800m. Gezachw Yossef also won an individual title by winning the 1,000m race. The 1998 national champion indoor track and field team was coached by John Creer and was inducted into the Lindenwood Athletic Hall of Fame in 2007.

2003 MEN'S OUTDOOR TRACK AND FIELD

The Lindenwood Lions men's outdoor track and field team won its first NAIA national championship in 2003 in Olathe, Kan. The Lions scored 65 points, which was four more than runner-up Dickinson State. Head Coach John Creer had two national champions on the squad. Fabian Florant was the national champion in the triple jump, and the 4x100 meter relay team won the national championship. The relay team was composed of Kevin Arthurton, Irvin Browne, Deno Campbell, and Kurt Gibbons.

2005 MEN'S INDOOR TRACK AND FIELD

The 2005 indoor track and field team won the program's second national championship when it scored 100.25 points, which was well ahead of Virginia Intermont's point total of 82. Kendrick Triggs was named the meet's outstanding performer after winning the national championship in the 55m run, the 200m dash, and as a member of the 1600m relay. Other national champions were Juan Walker in the 55m high hurdles and Haddow Weatherbone in the 400m dash. To go along with the athletes receiving awards, head coach Lane Lohr was named the 2005 coach of the year.

2006 MEN'S INDOOR TRACK AND FIELD

In 2006, the Lindenwood Lions men's indoor track and field team won its second straight national championship. The Lions beat out Virginia Intermont for the second straight year, 94.5-81. The men clinched the title with strong performances in the triple jump and shot put. After the 4x400 relay, the last track event, Lindenwood was down to Virginia Intermont by 12.5 points. The triple jump and shot put were not yet completed, and Lindenwood was able to use these events to its advantage to take the title.

Junior James Jenkins was able to successfully defend his indoor triple jump title from 2004. Freshman Carlos Mattis was in eighth place coming into the finals but was able to improve to third place on his last jump. Senior Kelley Jackson was leading the shot put after the preliminary round and was able to increase his lead in the finals to take the victory. Lindenwood's sprinters were strong as usual.

Junior Mike Rodgers won the 60m dash with a meet record time of 6.72 and won the 200 with a time of 21.07. Senior Haddow Weatherborne was able to overcome cramps that caused him to collapse in the 400m run and place second in the 200-meter dash. Freshman Rascive grant placed third in the 60m dash and fifth in the 200m dash. Freshman Aron Rono successfully completed a tough distance double, winning the mile in 4:11.37 and placing second in the 3,000m run with a time of 8:24.33.

LU FOOTBALL

STAFF

LIONS

OPPORTUNITIES

2011 REVIEW

HISTORY

LINDENWOOD




2002 WRESTLING

The 2001-02 Lindenwood Wrestling Team won the program's first national championship and helped build the foundation for what would become the top wrestling program in the NAIA. Eleven of the team's 12-member national squad earned All-American honors at the national meet and the Lions scored 180 points, winning the meet over the host school, Montana State-Northern, by 13 points.

Three wrestlers earned individual national championships. Dustin Teeman, Brian Holt and Dustin Zahursky. Brant Bruner, Chad Smith, Eric Brown, and Wayne James finished third, while C.J. Campbell, and Roger Miller had fifth-place showings. Jeff Carlson and Nathan James both finished eighth, and Josh Buchanan rounded out the squad. The whole national championship team was later inducted into the Lindenwood Athletic Hall of Fame.

2005 WRESTLING



The Lindenwood Lion wrestling program won a national championship in 2002 and as runner-up in 2003. After a brief two-year hiatus from the top two spots, the Lions were right back on top in 2005. The Lions started off the season the number one ranked team in the country and would end the season in the same spot. After a successful regular season, the Lions moved onto the Tyson Event Center in Sioux City, Iowa, for the NAIA National Championship. The Lions would score 178.5 points, 50 more than the second place team, Missouri Valley.


Three wrestlers earned individual national championships, and the Lions had a total of five All-Americans. Andrew Bradbury won his second consecutive national championship in the 125 lb. weight class. Roger Miller won the heavyweight national championship, and Mike Rio took home the 149 lb. title. Head Coach Joe Parisi was named the NAIA Coach of the Year for the second time.

2007 WRESTLING

The Lindenwood Lions wrestling program had national championships in 2002 and 2005, but in 2007 the Lions started another run of titles. The 2007 squad scored 177 points, which was 67 points more than the second place team, Embry Riddle. Not only did the Lions win the national championship, they crushed the field of the NAIA.

The Lions had seven All-Americans and two individual national champions. Jake Dieffenbach won his second consecutive national championship at 165 lbs., and John Salter won at 174 lb. Head coach Joe Parisi also won his third NAIA Coach of the Year.

2008 WRESTLING



After winning their third national championship in six years, the Lindenwood Lion Wrestling Team was looking for its fourth overall and second consecutive in 2008. The Lions finished second in the regional championships, but that was the last time they would finish second. At the NAIA National Championship, the Lions would win their second championship in a row after scoring 130 points, 21.5 in front of McKendree.

The Lions had four wrestlers in the finals, and that produced three individual national champions. Raymond Stephens won the 133 lb. crown, Ryan Moyer was the champ at 149 lb., and Matt Cauley was the top wrestler in the 174 lb. weight class. To go along with the national champs, five wrestlers were All-Americans.

2009 WRESTLING



Already one of the most successful wrestling programs in the country, the 2009 Lindenwood Lions team added to its growing dynasty on the mat. The Lions would win their fifth national championship and third in succession. With the national championship, Lindenwood has won the third most national titles in the NAIA.

The Lions scored 167 points, 41.5 points ahead of Southern Oregon. Three Lions won individual national titles, starting with Matt Cauley at 177 lb., who was also named wrestler of the year, Raymond Stephens in the 133 lb. weight class, and Jeremy Powell at 157 lb.

With the three national titles, the Lions had the fourth most individual titles in the history of the NAIA. To go along with the national titles, the Lions placed eight grapplers on the All-American team.



LU FOOTBALL

STAFF

LIONS

OPPONENTS

2011 REVIEW

HISTORY

LINDENWOOD



STRENGTH AND CONDITIONING



Betsy Fuetz

Director of Strength and Conditioning



Jessica Randolph

Strength and Conditioning Coach






Shawn Nagel

Strength and Conditioning Coach

Lindenwood University is committed to developing a fundamentally sound strength and conditioning program and we believe that strength and conditioning is a key component to achieving athletic success. Our professional staff, state-of-the-art facilities, and comprehensive programs provide our student-athletes with the means to develop a strong work ethic and discipline and maximize their athletic potential.

Strength and Conditioning Services

- Provide educated and skilled staff dedicated to implementing the most up-to-date and effective strength and conditioning programs
 - Develop individual and team programs based on scientific principles tailored to enhance athletic performance
 - Reduce the risk of injury occurring during athletic performance and in the weight room and work closely with team athletic trainers
- Administer comprehensive programs which address: strength, speed, power, acceleration, agility, core development, flexibility, conditioning, nutrition and focus on developing the total athlete
 - Monitor individual and team progress
 - Facility supervision guidelines:
 - o Strength and conditioning staff will be on the training floor at all times
 - o Educate athletes on strength training principles
 - o Coach with great enthusiasm and intensity
 - o Provide positive and constructive feedback
 - o Hands-on with individual athletes. Establish trust and connection with each athlete
 - o Treat students with respect
 - o Demand great effort



ATHLETIC TRAINING



Randy Biggerstaff

Director of Athletic Training



Dan Brennan

Assistant Athletic Trainer



Tom Godar

Assistant Athletic Trainer



Abby Miller

Assistant Athletic Trainer






Carrie Moore

Assistant Athletic Trainer



Delaine Young

Assistant Athletic Trainer



LU FOOTBALL

STAFF

LIONS

OPPONENTS

2011 REVIEW

HISTORY

LINDENWOOD





Lindenwood University



PRESIDENT - DR. JAMES D. EVANS



James D. Evans, an accomplished scholar, teacher, author, academic administrator, and a successful behavioral consultant, has been the president of Lindenwood University since the summer of 2006.

President Evans joined Lindenwood's faculty in 1974 as an assistant professor of psychology, and he advanced to the rank of professor of psychology in 1985. He was named dean of social sciences in 1994, dean of sciences in 1995, and dean of faculty in 1996. He was elevated to the post of provost in 2000.

Since becoming president, Evans has articulated a mission-based vision for Lindenwood – focus on students, strong academic programs, cutting edge technology, increased emphasis on student development, and open and clear communication with the university's constituencies.

Under Evans' leadership, the administration has recruited some of the nation's top university teachers for Lindenwood's growing faculty. He played an integral role in establishing the University's first doctoral program, a doctor of education degree, and he is shepherding Lindenwood's pursuit of additional doctoral degrees. Under his leadership, specialized accreditations in the Social Work Department and the School of Business and Entrepreneurship have been obtained.

Evans is a catalyst for continuing physical plant improvements at Lindenwood. Under his leadership, the University has constructed additional residence halls, a new student center, and a major renovation and expansion of Harmon Hall. Three new extension campuses in Wildwood, O'fallon, Mo., and Downtown St. Louis, have been added during Evans' presidency. Evans is focusing on improving the campus landscaping and beautifying all of the Lindenwood University educational sites. Additionally, he has ensured that the school will be on the cutting edge of educational technology through wireless Internet connectivity at all of its major sites and campuses.

Evans received his PhD in research psychology from Iowa State University in 1974; his MS in psychology from Iowa State University in 1969; and his BS in psychology from Geneva College in 1968. He is the author of two books and has been named to *Who's Who in the Midwest* and *Who's Who Among America's Teachers*. He is on the board of directors of the St. Charles Optimists Club, Partners for Progress, the RCGA, the United Way of Greater St. Louis, and the Economic Development Center of St. Charles.

He and his wife, Lois, a retired educator, live in St. Charles, Mo. They have a daughter, Laura L. Luebbert, who resides in Ferguson, Mo.



VICE PRESIDENTS

Jann Weitzel - Vice President for Academic Affairs and Provost

Richard Boyle - Vice President for Human Resources and Dean of Faculty

Julie Mueller - Vice President for Operations and Finance and Chief Operating Officer

John Oldani - Vice President for Student Development

Susan Mangels - Vice President for Institutional Advancement



Founded in 1827, Lindenwood is a dynamic four-year liberal arts institution dedicated to excellence in higher education. Nestled amid beautiful linden trees, our historic 500-acre campus is situated in the heart of St. Charles, Mo., a growing community of 62,000 just west of St. Louis.

We offer more than 120 undergraduate and graduate degree programs to approximately 15,000 students a year through values-centered programs that lead to development of the whole person. Our faculty, staff, and administration are committed to an integrative liberal arts curriculum that focuses on the talents, interests and future of our students. Lindenwood is accredited by the Higher Learning Commission of the North Central Association of Colleges and Schools.

Lindenwood University is known nationally and internationally for innovation, entrepreneurship, and extraordinary dedication to students. We believe that education is the way to personal freedom and responsibility, which are the keystones of any democracy. We have a liberal arts heritage that goes back more than 185 years. In that time, we have learned how to educate in a way that helps each student become an enlightened, principled citizen of a global community.

Mission Statement

Lindenwood University offers values-centered programs leading to the development of the whole person—an educated, responsible citizen of a global community. Lindenwood is committed to.

- providing an integrative liberal arts curriculum,
- offering professional and pre-professional degree programs,
- focusing on the talents, interests, and future of the student,
- supporting academic freedom and the unrestricted search for truth,
- affording cultural enrichment to the surrounding community,
 - promoting ethical lifestyles,
 - developing adaptive thinking and problem-solving skills,
 - furthering lifelong learning.

Lindenwood is an independent, public-serving, liberal arts university that has a historical relationship with the Presbyterian Church and is firmly rooted in Judeo-Christian values. These values include belief in an ordered, purposeful universe, the dignity of work, the worth and integrity of the individual, the obligations and privileges of citizenship, and the primacy of the truth.



STUDENT LIFE AT LINDENWOOD

Lindenwood University believes in the importance of co-curricular involvement in activities as a valuable supplement to classroom learning in the total educational process. The Office of Student Life and Leadership serves as a coordination center on campus and works with student organizations in facilitating their activities and projects. Various student organized programs and events are scheduled throughout the year. Included are the programs, meetings, and other events of the Lindenwood Student Government Association, Greek organizations and other student organizations.

Student organizations are an important part of university life, providing opportunities for students to design and implement programs, events and activities that extend

and amplify the goals of Lindenwood's mission. Students may complement their academic experiences by becoming involved with approximately 71 student clubs and organizations, which, along with the Student Life and Leadership Office, are the major scheduling source for lectures, movies, dances, entertainers, and a wide variety of other events planned to satisfy the diverse needs and interests of the Lindenwood University community.

Lindenwood also offers students opportunities to play intramurals. The role of the Lindenwood Intramural Activity program is to involve the student body, faculty, and staff; raise overall University morale; and increase satisfaction with campus life. The goal of the intramural program is to develop individuals physically, mentally, and socially, as well as develop positive time-management habits.

Some of our activities include the first-year housing wars, table tennis, flag football, Lion Pride Olympics, basketball 3-point shoot-out, 3-on-3 and 5-on-5 basketball tournaments, faculty/staff vs. student softball, powderpuff football, dodgeball, judo, women's self defense, kickboxing and zumba classes, volleyball, hip hop/break dance classes, washers, kickball, and wiffle ball.



LINDENWOOD EXPANSION

Lindenwood University is in the middle of a bold campus expansion plan that blends the old with the new and provides facilities that will carry Lindenwood well into the future.

The expansion already has yielded the grand new 138,000-square-foot J. Scheidegger Center for the Arts, eight new 180-bed residence halls for Lindenwood students, and a new main entry gate near the southeast corner of the campus at the intersection of First Capitol Drive and Kingshighway.

Currently, the university is in the final months of construction of a \$9 million student-athlete center adjacent to Hunter Stadium. The signature element of the three-story, 43,000-square-foot building is an Academic Success Center to support athletes' academic endeavors. The building will house locker rooms for Hunter Stadium's NCAA sports, athletic training facilities, coaches offices, and a new Champions' Room.

Other growth includes the renovation and expansion of Harmon Hall, which now houses the university's School of Business and Entrepreneurship. Nine classrooms and several seminar halls, breakout rooms, the Dunseth Auditorium, and office space have been added. The existing interior has also been updated and remodeled and a new façade added to the entire building.

The Evans Commons opened in August 2011. The 119,000-square-foot structure includes a second dining hall, multipurpose courts, a suspended jogging track, a workout facility, recreation rooms and plenty of areas for student relaxation.

These projects are the result of dynamic growth on the campus going back to 1989. Currently, Lindenwood educates approximately 17,000 students a year in all programs.



LINDENWOOD RECOGNITION


UNIVERSITY RECOGNIZED FOR HELPING SHAPE ST. LOUIS' FUTURE

Lindenwood University is a 2011 recipient of a Greater St. Louis Top 50 Businesses Shaping our Future Award. The awards, which are presented annually by the St. Louis Regional Chamber and Growth Association and RubinBrown LLP, recognize organizations in the region that make meaningful business contributions and positively affect the community.

The University received the honor based on organizational stability and progress, fiscal solvency, community investment, leadership in industry, commitment to corporate citizenship, and economic impact.



LINDENWOOD REMAINS GREAT PLACE TO WORK



For four of the last five years, Lindenwood University has been singled out for recognition in the "Great Colleges to Work For" report assembled by the *Chronicle of Higher Education*. The University received the honor based on surveys of more than 40,000 employees at nearly 300 colleges and universities in the United States.

Lindenwood has repeatedly been recognized for its senior leadership and collaborative governance, as well as a variety of other areas.

ABOUT LINDENWOOD

BUILDING UPON A DISTINGUISHED TRADITION

LINDENWOOD HAS A LONG PAST AND A PRODIGIOUS DEVELOPMENTAL HISTORY:

- 1827 – Lindenwood College for women is founded in St. Charles, Missouri.
- 1918 – Lindenwood becomes a regionally accredited four-year college.
- 1969 – The College goes co-educational.
- 1972 – The Lindenwood Evening College formally begins.
- 1975 – Graduate degrees are first offered, starting with the MBA.
- 1990 – The College resolves to remain privately funded but public serving and inclusive.
- 1990s – There is a period of unprecedented expansion and prosperity.
- 1997 – The expansive, inclusive College becomes "Lindenwood University."
- 2003 – Lindenwood matures into a regional university headquartered in St. Charles.
- 2007 – The University begins offering doctoral degrees in education.
- 2010 – A collegiate sports powerhouse, Lindenwood begins its transition to NCAA Division II.

GENERATING STABLE EMPLOYMENT

- The University is a vital economic engine for the region, but most particularly for the City and County of St. Charles.
 - Annually it operates with more than 500 full-time employees and more than 900 part-time employees.
- Nearly 700 of its employees and their families live in St. Charles County and do most of their purchasing, recreating, worshipping, and volunteering in this county.

PROVIDING HIGHER EDUCATION FOR THE COUNTY

- The University's student population grew from 9,719 to 17,351 in the most recent decade, a 79 percent uptick in all.
- The University has approximately 6,000 full-time day students, and the other 11,000+ are working adults pursuing undergraduate or graduate degrees at night while holding down daytime jobs.
 - About 50 percent, or slightly more than 8,700, of our students live and work in St. Charles County for most of the year.
 - Our students' average ACT scores exceed both the state and the national averages.
- Lindenwood offers 84 undergraduate and 37 graduate degree programs, with teacher education and business administration being the largest majors.
 - We have 13 campuses and sites across the region, including six in St. Charles County.
 - Lindenwood's St. Charles County campuses serve more than 80 percent of our students in a given year.
 - Annually Lindenwood awards more than \$40 million to students in direct aid.
- It is our priority to make affordable, enriching, top-quality higher education available to the community surrounding Lindenwood.
 - The University is a vital economic engine for the region, but most particularly for the City and County of St. Charles.
 - Annually it operates with more than 500 full-time employees and more than 900 part-time employees.
 - Lindenwood offers 84 undergraduate and 37 graduate degree programs, with teacher education and business administration being the largest majors.

ST. LOUIS



St. Louis is located 20 miles east of St. Charles and is an independent city and the second-largest city in the state of Missouri. The city had a 2010 population of 319,294 and is the principal municipality of Greater St. Louis, population 2,845,298, the largest urban area in Missouri, the 4th-largest urban area in the Midwest, and 15th-largest in the United States.

St. Louis was found in 1763 by French explorers Pierre Laclède de Liguist and Auguste Chouteau. Rapids on the Mississippi River made St. Louis the northernmost navigable port for many large boats, and by the 1850s, St. Louis had become the largest US city west of Pittsburgh, and the second-largest port in the country, with a commercial tonnage exceeded only by New York City. With its French past and numerous Catholic immigrants in the 19th and 20th centuries, St. Louis is one of the largest centers of Roman Catholicism in the United States. Rapid immigration from Europe along with migration from the South pushed city's population to 856,796 in 1950. However, since 1950, the population of St. Louis has fallen to 319,294 as residents moved to surrounding suburbs.

St. Louis is situated near the confluence of the Missouri and the Mississippi Rivers, is the heart of Greater St. Louis, a metropolitan area of nearly 3 million people in Missouri and Illinois, the Illinois portion of which is commonly referred to as the Metro-East. It is home to some of the country's largest public and privately held corporations, including AT&T, Express Scripts, Enterprise Rent-A-Car, Graybar, Scottrade, Edward Jones, Emerson, Energizer, Anheuser-Busch, Inc., Boeing Defense, Space & Security, Purina, Monsanto Company, and MasterCard.




IS, MO.



Baseball, hockey and football are always the topic of discussion in St. Louis, and the Gateway City has always enjoyed a love affair with its pro teams. The Blues, Cardinals and Rams make sure local sports fans have something to cheer about 12 months a year.

St. Louis is a rabid sports town. The city is home to three major sports professional teams.

The St. Louis Cardinals are the most successful national league baseball team with 11 World Series Championships. The team also has numerous Hall of Famers. The NHL's St. Louis Blues also play in St. Louis. The St. Louis Rams moved to the city in 1995 and were crowned Super Bowl Champions in 1999 and made it to the final game in 2001.



The St. Louis Zoo in Forest Park in St. Louis, Missouri. It is recognized as a leading zoo in animal management, research, conservation, and education. Admission is free based on a public subsidy from a cultural tax district, the Metropolitan Zoological Park and Museum District (ZMD); fees are charged for some special attractions. A special feature is the Zooline Railroad, a small passenger train that encircles the zoo, stopping at the more popular attractions.

The city purchased its first exhibit, the Flight Cage, from the Smithsonian Institution following the 1904 St. Louis World's Fair. After the zoo was established, new exhibits, areas and buildings were added through the decades to improve care of the animals, the range of animals and habitats shown, as well as education and interpretation.

ST. CHARLES



Since 1769, St. Charles, Missouri, a restored historic city on the Missouri River, has been welcoming visitors to its shores. Founded by French Canadian fur trader Louis Blanchette, the city was named Les Petites Cotes, ("The Little Hills"), which later evolved into Saint Charles. The town regularly welcomed guests from many nations and grew into an important trading center for countless pioneers. Because of its strategic location on the Missouri River and its entrance to the western territory known as the Louisiana Purchase, it was a critical destination for tens of thousands of travelers.

Today, over 65,000 people call St. Charles their home. The City of St. Charles is headquarters for Aspect, Our365, RX System, NewCo Enterprises, Patriot Machine, and Client Services and home to the regional offices of Coca Cola Enterprises, Sysco and American Freightways.

St. Charles is the oldest city on the Missouri River. St. Charles' sister city is Ludwigsburg, Germany.



Almost 200 years ago two brave men launched one of the most amazing adventures of all time. President Thomas Jefferson asked Meriwether Lewis and William Clark to find a route to the Pacific coast. You may know them as the famous Lewis & Clark.

In 1804, they left from Saint Charles to explore new lands from Saint Charles to the Pacific Ocean. During their journey, Lewis and Clark came face-to-face with many wild animals, discovered unknown plants and encountered many Indian cultures. The Lewis and Clark Museum is a great place to learn more about the path Lewis and Clark took. The trading post is filled with the unusual Indian artwork they found during their travels.



LES, MO.



Main Street has long been the hub of commercial activity for St. Charles. The 13-block stretch of downtown St. Charles runs from Boone's Lick Road to Clark, and boasts a bevy of shops, restaurants and businesses.



The temporary, but first, site for the state capitol.

Missouri's first legislators met in the buildings of the First Missouri State Capitol State Historic Site to undertake the task of reorganizing Missouri's territorial government into a progressive state system. From June 4, 1821, to Oct. 1, 1826, heated debates of state's rights and slavery filled the rooms of the temporary Capitol.

The second floor of two adjoining Federal-style brick buildings was divided and used as Senate and House chambers, an office for the governor, and a small committee room. The first floor of the Peck brothers' building housed a general store and Ruluff Peck's family residence. Chauncy Shepard operated a carpenter shop on the first floor of the adjoining building.



STATE HISTORIC SITE
MISSOURI DEPARTMENT OF NATURAL RESOURCES
← Visitor Center



TWO-THOUSAND TWELVE

SCHEDULE

9 - 01



9 - 08



9 - 15



9 - 21



9 - 29



10 - 6



10 - 13



10 - 20



10 - 27



11 - 03



11 - 10



Denotes Home game

