

Lindenwood University

Digital Commons@Lindenwood University

Athletic Guides

Athletic Guides and Season Schedules

Fall 2011

2011-2012 Lindenwood Lions Football Media Guide

Lindenwood University

Follow this and additional works at: https://digitalcommons.lindenwood.edu/sports_guides



Part of the [Sports Studies Commons](#)

LINDENWOOD LIONS




2011 MEDIA GUIDE

2011

LION FOOTBALL

LINDENWOOD LIONS

FOOTBALL



THREE CONFERENCE TITLES § SIX PLAYOFF APPEARANCES
CHAMPIONSHIP GAME APPEARANCE § 67 WINS OVER THE PAST SEVEN SEASONS

TABLE OF CONTENTS

Introduction

Media Info..... 4-5
 2011 Schedule.....6
 2011 Preview.....8-10

2011 Coaching Staff

Patrick Ross..... 12-13
 Craig Schuler..... 14
 Deion Melvin 15
 John Haines, Austin Bortle,
 Jeff Hynes, Marcus Klund..... 16
 Kent Maugeri, Logen Wright, GAs..... 17

2011 Lindenwood Lions

Roster.....20-21
 Roster Breakdown..... 22
 Depth Chart..... 23
 Adkison, Albercrombie
 Allen, Andreoli, Arnette..... 24
 Atley, Avitia, Bardot, Barnes, Beavers,
 Broome, Brown, Brown, Bunton 25
 Burns, Byrd, Cahill, Callaway, Carlyle,
 Celestine..... 26
 Cobb, Collier, Crespo, Davis, Day..... 27
 Debay, Drake, Dreyer..... 28
 Epstein, Fogle, Frichtl 29
 Fulton, Gater, Giger, Gilyard, Golder,
 Gordon, Gracy, Grubbs..... 30
 Hagely, Hargrave, Hawkins, Heath,
 Helmick..... 31
 Heneisen, Hewitt, Holland, Howard... 32
 Jackson, Jackson, Jasin
 Jennings, Jimmerson 33
 Jonsson, Keseloff, Kuhn, Longwell
 Magallon, Mathews, McCaskill..... 34
 McComb, McGowan, Menard,
 McDermott, Meraz..... 35
 Mohammed, Montgomery, Mouse
 Munnerylyn, Neal..... 36
 Nichols, O'Bryant 37
 O'Dell, Ortega, Pace
 Pinder, Plassmeyer..... 38
 Porter, Priebe, Purdun
 Radigan, Reed 39
 Reider, Ritzman, Robinson
 Sealer, Sherman 40
 Robinson, Sealer, Sherman
 Siegel, Springer, Stubbs.Tepea, Uribe . 41
 Vaughn, Warren, Wilson, Winters,
 Wofford, Young..... 42

2011 Opponents

Northern Colorado..... 44
 Graceland 45
 St. Joseph's..... 46
 Missouri S&T..... 47
 South Dakota..... 48
 Texas A&M-Kingsville 49
 Kansas Wesleyan 50
 Azusa Pacific..... 51
 Culver-Stockton..... 52
 Central Missouri..... 53
 Central Oklahoma..... 54

2010 Review

2010 Season Review.....56-57
 2010 Award Winners 58
 Game 1 vs. Evangel..... 59
 Game 2 vs. Central Methodist 60
 Game 3 vs. Missouri Valey..... 61
 Game 4 vs. MidAmerica Nazarene..... 62
 Game 5 vs. Avila..... 63
 Game 6 vs. Baker 64
 Game 7 vs. Culver-Stockton..... 65
 Game 8 vs. Benedictine..... 66
 Game 9 vs. Graceland 67
 Game 10 vs. William Jewell 68
 Game 11 vs. Saint Francis..... 69
 2010 Statistics 70-72

History

Year-by-Year Scores..... 74-75
 Record vs. Opponents..... 76-78
 School Records..... 79-96
 Playoff History.....97-103

Lindenwood University

Athletic Department..... 106-107
 Staff Directory 108
 NCAA Coaches..... 109
 Athletic Department History 110-111
 National Champions..... 112-113
 Hunter Stadium..... 114-115
 Hunter Extension..... 116
 Fitness Center..... 117
 HIT Center..... 118
 Lindenwood Facilities..... 119
 About Lindenwood..... 123-125
 St. Louis..... 126-127
 St. Charles..... 128-129

QUICK FACTS

Location..... St. Charles, Mo.
 Founded..... 1827
 Enrollment 8,787
 Affiliation..... NCAA II Candidacy
 Conference..... Independent
 NicknameLions
 Colors..... Black and Gold
 Stadium (Cap.) ...Hunter Stadium (6,000)
 Surface..... Enviro turf
 President..... Dr. James D. Evans
 Athletics Director..... John Creer

Head Coach..... Patrick Ross
 Alma Mater..... Puget Sound
 Career Record 80-26 (10th season)
 Record at LU..... 66-19 (8th season)
 Asst. HC/Off. Coord. Craig Schuler
 Defensive Coordinator..... Deion Melvin
 Wide Receivers..... Austin Bortle
 Offensive Line..... John Haines
 Assistant Offensive Line..... Jeff Hynes
 Linebackers Marcus Klund
 Special Teams Coord. Kent Maugeri
 Defensive Line..... Logen Wright

2010 Record..... 9-2
 2010 HAAC Record..... 9-1 (2nd)
 2010 Final NAIA Ranking.....No. 9
 First Year of Football..... 1990
 All-Time Record..... 118-113-2

Sports Information..... Daniel Newton
 Office Phone..... (636) 949-4368
 Cell Phone (636) 373-2765
 Fax (636) 949-4636
 Emaildnewton@lindenwood.edu
 Secondary Contact.....Mike Morgan
 Cell Phone (636) 578-6484
 Email ...mmorgan1@lindenwood.edu
 Website..... www.lindenwoodlions.com

The 2011 Lindenwood Football Media Guide was written and designed by Assistant Sports Information Director Mike Morgan. Editorial assistance was provided by the Lindenwood Sports Information and Public Relations Offices. Photos used in media guide taken by Don Adams Jr. unless otherwise noted.

MEDIA INFORMATION

General Information

The Lindenwood Sports Information staff is your host for each and every home Lion football game. Sports Information Director Daniel Newton will be your main contact for any questions, and Assistant Sports Information Director Mike Morgan will also be available. Depth charts, game notes, rosters, and game day programs will be available before each game. A full statistical booklet will be available 20 minutes after the conclusion of the contest.

Press Box

Lindenwood's press box is located on the west side of Hunter Stadium. The press box is a working facility, and there will be no cheering. Restrooms for the media are located on field level behind the endzone bleachers.

Working Credentials

All working media will be required to wear a media credential at all times. All requests for credentials should be made to the Lindenwood Sports Information Office.

The Lindenwood Sports Information Department has designed this media guide to assist the media in covering the 2011 Lindenwood football team. If there is any information that you would need and can't find you are welcome to contact the sports information department. You may also find more information on www.lindenwoodlions.com. If you would like to request photos or interviews for feature stories, contact the SID office.

Daniel Newton - SID
Phone: 636-949-4368
dnewton@lindenwood.edu

Mike Morgan - Asst. SID
Phone: 636-949-4368
mmorgan1@lindenwood.edu

Statistics

Lindenwood uses the Stat Crew Statistical program for football. Stat Crew rosters will be available for opposing schools and a packed game file will be sent following the conclusion of the game.

Radio/TV

All Lindenwood Lion football games, both home and away, will be broadcast live on 89.1 FM KCLC. Also, all home games will be broadcast on LUTV. You can also log onto www.lindenwoodlions.com to access streaming video and audio.

Phone and Fax Numbers

The Lindenwood Athletics Department can be reached by calling 636-949-4600. The department's fax number is 636-949-4636.

Visiting Radio

Requests for radio broadcast at Hunter Stadium must be made through the Lindenwood Sports Information Office. Lindenwood offers a courtesy phone line in the visiting radio booth along with two data Internet connections. The phone number will be available by calling the Lindenwood Sports Information Department.

LINDENWOOD SPORTS INFORMATION




Daniel Newton came to Lindenwood University in December of 2006 as the school's Sports Information Director. He is in his 12th year working full-time in a sports information office.

At Lindenwood, Newton helps with the public relations effort for the 27-team athletics department. Besides his regular duties, he assisted with starting the Lindenwood Athletics Hall of Fame in 2007 and creating a new athletics website in 2009. He served as the NAIA media relations contact at the 2009, 2010, and 2011 NAIA Swimming and Diving National Championships and worked in the press room at the 2009 and 2011 NAIA Division I Men's Basketball National Championship.

Prior to coming to Lindenwood, Newton served as the media relations coordinator at Truman State University from 2002-2006 and was the assistant media relations director at Portland State University from 1999-2002. He has also worked in press rooms for various professional teams, including the Portland Trailblazers (NBA) and Portland Beavers (Triple A Baseball) and was the assistant media relations contact for the 2000 NCAA Division I Women's Basketball West Regional.

Newton worked as a student assistant in the Sports Information Office at Truman from 1996-99 and received a bachelor's degree in business administration from the school in 1999. He earned his master's in sports management from Lindenwood in 2009.

Daniel and wife Jennifer reside in St. Peters, Mo., and have one son, Bryan (1).



Mike Morgan is entering his first year as the Assistant Sports Information Director at Lindenwood. For the past two years he has worked as a graduate assistant in the department.

Morgan is the main contact for seven NCAA Division II programs. He is also in charge of designing media guides and other projects for the Lindenwood Athletics Department. Morgan can also be heard hosting Lindenwood coaches' shows that are broadcast on Lindenwood's radio station, KCLC.

Prior to coming to Lindenwood, Morgan worked as the play-by-play voice and media relations director for the River City Rascals, an independent league baseball team. After his time with the Rascals, Morgan moved into the role of senior staff writer for *St. Louis Scoop Sports Magazine*.

Morgan graduated from Lindenwood in 2004 with his bachelors of arts degree in communications. In 2010, he received his master's degree from Lindenwood in business communications.

In 2004, he was the play-by-play voice of the Lindenwood football team, which finished undefeated in the regular season. Morgan returned as the voice of Lions football in 2009 for a team that went undefeated in the regular season and made it all the way to the NAIA National Championship game.

Mike and his wife, Nichole reside in O'Fallon, Mo., and have a son, Kevin (2), and a daughter, Natalee (1).

LINDENWOOD FOOTBALL MEDIA LIST

TELEVISION

KSDK
1000 Market Street
St. Louis, Mo. 63101
314-421-5055
Rene Knott - Sports Director
rknott@ksdk.com

KMOV
One Memorial Drive
St. Louis, Mo. 63102
314-621-4444
Steve Savard - Sports Director
sports@kmov.com

KTVI
2250 Ball Drive
St. Louis, Mo. 63146
314-213-2222
Martin Kilcoyne - Sports Director
martin.kilcoyne@tvstl.com

LUTV
209 S. Kingshighway
St. Charles, Mo. 63301
636-949-4167
Ed Voss - Station Manager
evoss@lindenwood.edu

PRINT

St. Louis Post Dispatch
900 North Tucker Blvd.
St. Louis, Mo 63101
314-340-8000

St. Charles Journal
4212 N. Service Road
St. Peters, Mo. 63376
636-946-6111

Mid Rivers News Magazine
754 Spirit 40 Park Drive
Chesterfield, Mo. 63005
636-591-0010
Terry Dean - Publisher

Lindenwood Legacy
209 S. Kingshighway
St. Charles, Mo. 63301
636-949-4364
Tom Pettit - Faculty Advisor
tpettit@lindenwood.edu

RADIO

WXOS ESPN Radio (101.1 FM)
11647 Olive Blvd
St. Louis, Mo. 63141
(314) 983-6000

KMOX Radio (1120 AM)
One Memorial Drive
St. Louis, Mo. 63102
314-621-2345

KTRS Radio (550 AM)
638 West Port Plaza
St. Louis, Mo. 63146
314-453-5500

KFNS Radio (590 AM)
8045 Big Bend Suite 200
St. Louis, Mo. 63119
314-962-0590

KCLC Radio (89.1 FM)
209 S. Kingshighway
St. Charles, Mo. 63301
636-949-4891
Mike Wall - Station Manager
mwall@lindenwood.edu



2011 LINDENWOOD FOOTBALL SCHEDULE

9/3	University of Northern Colorado	Greeley, Colo.	1:30 p.m.
9/10	Graceland University (Iowa)	St. Charles, Mo.	6:00 p.m.
9/17	Saint Joseph's College (Ind.)	St. Charles, Mo.	6:00 p.m.
9/24	Missouri Univ. of Science and Tech.	Rolla, Mo.	6:30 p.m.
10/1	University of South Dakota	Vermillion, S.D.	4:00 p.m.
10/8	Texas A&M University-Kingsville	Kingsville, Texas	7:00 p.m.
10/15	Kansas Wesleyan University	St. Charles, Mo.	1:30 p.m.
10/22	Azusa Pacific University (Calif.)	St. Charles, Mo.	1:30 p.m.
10/29	Culver-Stockton College (Mo.)	St. Charles, Mo.	1:30 p.m.
11/5	University of Central Missouri	St. Charles, Mo.	1:30 p.m.
11/12	University of Central Oklahoma	Edmond, Okla.	2:00 p.m.





2011 PREVIEW

The 2011 Lindenwood football season will be one of the most interesting seasons in school history. With the University in a transition year between the NAIA and the NCAA, the Lions will be forced to play an odd schedule. Not only is the schedule odd, it is the toughest schedule in school history. Lindenwood will play two NCAA Division I FCS schools in Northern Colorado and South Dakota. The Lions will also play two NCAA Division II teams that were ranked in the top 10 last season. Central Missouri ended the year ranked fifth, and Texas A&M-Kingsville finished eighth. Lindenwood will also take on some NAIA schools, but two of them are ranked in the preseason poll. Azusa Pacific is ranked No. 15, and Kansas Wesleyan is No. 23. The 2011 schedule will be a good test for the Lions as they move into the NCAA, and it will help the program gain some experience playing some big-time competition.

OFFENSE

Over the past two seasons, the Lindenwood offense has been one of the best in all of the country, not just the NAIA. From 2009 to 2010, the Lions put up an average of 53 points, which was among the most in all of college football.



DAVID ORTEGA

QUARTERBACK

This season, the coaches have their work cut out for them in order to continue that production. The offense lost eight of 11 starters from a year ago. Gone are All-Americans Philip Staback, Dan Jones, and Jamere Holland. Also, all-conference performers Matt Bramow, Billy Clark, Kyle Schaper, Nate Orlando, and Matt Atley have departed. Though a lot of firepower has left, the cupboard is far from being bare.

For the past two seasons, Philip Staback was under center for the Lions and became one of the most prolific signal callers in the program's history. But Staback has graduated, and it is time for some new blood. The quarterback position is as deep as it has ever been coming into the 2011 season, with four players having the ability to step in and make plays for the Lions. Coming out of spring ball, newcomer John Uribe has the lead in becoming the starter, but veteran David Ortega is right on his heels. Taylor Jasin and Joe Plassmeyer also add depth to the position. Uribe comes to Lindenwood from Santa Barbara City College where he earned American Pacific Conference Player

of the Year honors. In 2010, he threw for over 2,500 yards and 23 touchdowns. Ortega will be in his third year in the program and was voted a team captain this season. In his two seasons at Lindenwood, he has thrown for almost 900 yards and nine touchdowns. The coaches will have no fear putting Ortega into the game and he just adds knowledge and skill to the position. Jasin will be in his second year on the team. He played very well in the spring and in 2010 threw for 136 yards. Plassmeyer is in his second year at Lindenwood after redshirting his freshman season.

RUNNING BACK

Though the offense has been hit very hard with graduation, the Lions' offensive backfield is still in great shape. Back for another year is all-everything Denodus O'Bryant. In his first two seasons in a Lions' uniform, the junior has set five school records and is in the top ten in just about every offensive category. In his first two seasons, he was twice named first-team all-HAAC, the HAAC MVP, and first-team All-American. O'Bryant does more than just rush the football, he also is a threat to catch the ball out of the backfield and is one of the best return men in the country. Backing up O'Bryant will be returner Dominick Sherman. In 2010, Sherman battled through some injuries but still rushed for over 200 yards in just 23 attempts. After the returnees, the running back position is in very good shape with young players. The coaches call Therman McGowan a special player with his speed and football instincts. McGowan played quarterback in high school and running back and wide receiver in junior college. Battling with McGowan for the third through fifth spots will be a pair of very talented true freshmen. Johnathan Albercrombie and Chris Gilyard are two very highly touted recruits and will most likely see the field in 2011.



DENODUS O'BRYANT

WIDE RECEIVER

The wide out position at Lindenwood has been very productive over the past few seasons. Even though the position will have some turnover in 2011, this season's receivers will be very fast, and some believe it could be better than ever. Senior Mike Bunton will be back in 2011 and will be wrapping up a very good career at Lindenwood. Bunton has been on the field since the day he stepped foot on the Lindenwood campus. He is a two-time team captain and the coaches call him, pound-for-pound the best blocker on the team. In his three full seasons, Bunton has caught at least nine passes a season and has compiled over 500 yards receiving. Starting with Bunton will be junior Andrew Helmick, who the coaching staff calls the most talented wide receiver in the history of the program. Helmick has a unique combination of speed, power, and hands that make him a very tough match-up. Last season, the junior from Kansas City came on late in the year and compiled 437 receiving yards and six touchdowns. He led the team in receiving with five catches and 127 yards during the playoffs. Other returnees will be Terance Jackson and Ty Munnerlyn.



Also battling for playing time will **ANDREW HELMICK** be two very talented freshmen, Jake Poole and Alex Robinson. Robinson is being compared by the coaching staff to Rudy Fleming, who was one of the most prolific receivers in school history.

OFFENSIVE LINE

The offensive line might have been the hardest hit from graduation, but it is far from being a weak spot. The line lost a lot of experience and leadership, but it has not lost the talent. Matt Atley is the lone returning lineman that started any games a season ago. He appeared in seven games with six starts. Moving into the all important center position will be Josh Vaughn, who is a coach's son and had a very good spring. On offensive tackle will be Stephen Frichtl who is making the move to the offensive side of the ball after playing defense last season. Matt Andreolli is back from last year's squad. He saw action in all but one game a season ago. He will battle for playing time with six or seven other guys. Freshmen Chaz Fulton and J.T. Young will provide depth to the offensive line and are the future of the Lions' offensive line. Even though the line does not return many starters, it will produce a lot of competition and talent.




MATT ATLEY

DEFENSE

One of the biggest changes with the Lions in 2011 will be the man at the helm of the Lions' defense. For the past seven seasons, Shawn Nagel has been the team's defensive coordinator, but in 2011 Deion Melvin takes over as the head of the unit. Melvin brings Division I coaching experience to a defense that brings back a ton of talent from last season. The team returns seven out of the top 10 tacklers, and the returners made over 55 percent of the total tackles from a season ago.

DEFENSIVE LINE

The defensive line is very talented and very strong. The line will return some key players and some of them will be making a move into the interior of the defensive line. Kellen Dreyer and Kaleig Mohammed will move inside. Last season, Dreyer and Mohammed combined for 13 tackles for a loss, and Dreyer was named to the all-conference team. On one of the defensive ends will be Thomas Stubbs. Stubbs emerged as a force on the line at the end of last season. Stubbs finished third on the team with 1.5 sacks and 3.5 tackles for loss. At the other end will be Missouri State transfer, Joe Day. Sean Gracy returns from last season, as does Malach Radigan and Tremieko Drake.



THOMAS STUBBS



CHRIS HOWARD

LINEBACKER

The defensive backfield returns most of its talent from a season ago. The Lions do lose all-conference performer Dan Carlisle, but returns the team leader in tackles, Chris Howard. Howard is all over the field and is an impact player in the offensive backfield. He compiled 64 tackles and two sacks in 2010. In two seasons, he has over 120 total tackles.

Joining Howard will be returners Tyler Epstein, Alex Meraz, Brock Reed, and Tony Ritzman who all had at least 28 tackles last year. Not only will the linebackers return experience, the unit will begin to develop some younger players.

SECONDARY

The Lions' secondary will be one of the most talented units on the squad. All-conference performer Cody Fogle returns and is one of the hardest hitters in the country. Over the past two seasons, he has compiled four interceptions and over 110 tackles. Another all-conference returner, Donald Collier, returns and will team with Chris Springer as the starting cornerbacks. Collier made an impact in his first season, making 40 tackles to go along with one tackle for a loss and one interception. James Wofford also returns and will see plenty of time on the field. Freshmen Davaris Jackson and Marvin Byrd provide this unit a lot of depth, and both will be stars for the Lions in years to come. Byrd comes to Lindenwood after being named the GAC Conference Player of the Year. He played quarterback in high school and could possibly see time on both offense and defense. It will be tough for the coaches to keep him off the field.



CODY FOGLE

SPECIAL TEAMS

The Lindenwood special teams have scored 12 return touchdowns over the past two seasons and will continue to have one of the most explosive returners back. O'Bryant set an NAIA record in 2009 with four kickoff return touchdowns and has six in his career. There will be quite a few options to go back and receive kicks with O'Bryant this season. The punt returning job is up for grabs, but the Lindenwood coaches will have plenty of options. Taking care of the punting in 2011 will be all-conference performer Morris Keseloff. In 2010, Keseloff only punted 12 times but was still named to the all-conference team. The senior from Irvine, Calif., has a strong leg and kicks with his left foot, which sometimes can cause problems with punt returners. Placekicker James Neal returns for another year after taking over the kicking duties last season. Neal was 61-for-67 on extra points and 8-for-9 on field goals.



JAMES NEAL



MORRIS KESELOFF



COACHES



Patrick Ross Head Coach Eighth Season



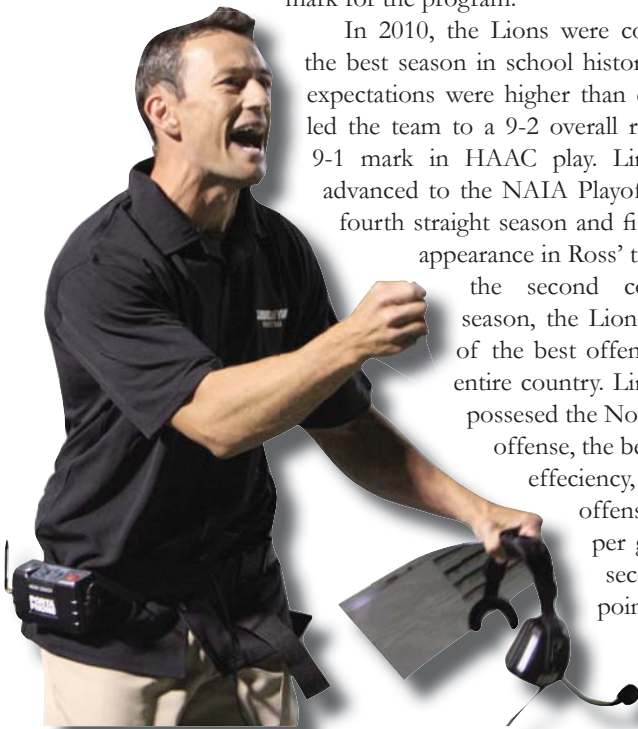
Patrick Ross is in his eighth season as the head coach of the Lindenwood University football program and is the winningest coach in the program's history. He is in his 10th season as a collegiate head coach.

Ross owns a career coaching record of 80-26 (.755), his teams have appeared in the NAIA Football Championship Series six times, and twice he has earned National Coach of the Year honors. In his first seven years in St. Charles, he has compiled a record of 66-19, won three HAAC Championships, and advanced to the NAIA national playoffs five times, including a trip to the national championship game in 2009. He became the all-time leader in wins at Lindenwood in 2007, and his .776 winning percentage shatters the previous high mark for the program.

In 2010, the Lions were coming off the best season in school history and the expectations were higher than ever. Ross led the team to a 9-2 overall record and 9-1 mark in HAAC play. Lindenwood advanced to the NAIA Playoffs for the fourth straight season and fifth overall appearance in Ross' tenure. For

the second consecutive season, the Lions had one of the best offenses in the entire country. Lindenwood possessed the No. 1 passing offense, the best passing efficiency, top offensive yards per game, and second most points scored.

In 2009,
R o s s
l e d



The Patrick Ross File

Alma Mater - University of Puget Sound
Family: Wife Stacey, Daughters, Peyton, Shaelene, Son, Caden

Head Coaching Career:	Reg.	Conf.
2002 Ottawa	5-5	5-4
2003 Ottawa*	9-2	9-0
2004 Lindenwood*	11-1	10-0
2005 Lindenwood	7-4	7-3
2006 Lindenwood	5-7	5-5
2007 Lindenwood*	10-2	9-1
2008 Lindenwood*	11-2	9-1
2009 Lindenwood*	13-1	10-0
2010 Lindenwood*	9-2	9-1

* - NAIA Playoff

the Lions to the national championship game where they fell just three points short. The Lions went 10-0 during the regular season and won the program's third HAAC Championship. Lindenwood hosted playoff games in the first and second rounds and then traveled to Helena, Mont., where it faced Carroll College. The Lions would beat the Saints and move on to the national championship against defending champion, Sioux Falls. Sioux Falls upended the

Lions 25-22.

For the second straight season in 2009 the Lions had one of the most prolific offenses in the country. The Lions averaged over 53 points a game, which was tops in the country, and broke the school record for points scored with 744. Lindenwood finished ranked second in the country when the final polls came out, which was the highest ranking the school has ever accomplished. After the season, Ross was named HAAC Coach of the Year.

In 2008, Ross led the Lions to within one play of reaching the national championship game. The Lions went 9-1 during the regular season and finished second in the HAAC. Lindenwood hosted a first-round playoff game and put up 65 points in the first postseason win in school history. The second postseason win came a week later in the quarterfinals when a last-second field goal gave the Lions a three-point win. In the semifinals, Lindenwood went into the house of NAIA powerhouse Carroll and didn't back down. The Lions scored a touchdown to pull within one in the final minute, but a failed two-point conversion ended the team's run toward a title.

Lindenwood had one of the top offenses in the country in 2008 with over 40 points and 460 yards of total offense a game. The Lions ranked fifth in the NAIA in total offense and sixth in scoring. On the other side of the ball, Lindenwood allowed less than 21 points a game and held four teams to single-digit points. Ross was named National Coach of the Year by Victory Sports Network after the season.



Ross was also named National Coach of the Year in 2004 in his first year at Lindenwood after he led one of the most amazing one-season turnarounds in college football history. The Lions went 11-0 in the regular season, tying for the same number of wins the team earned in the previous four years combined, and won their first HAAC title. In 2007, Ross directed the Lions to another conference title and national playoff appearance. Behind another high scoring offense, Lindenwood won its first 10 games and finished the regular season ranked ninth in the nation.

Prior to coming to Lindenwood, Ross was the head coach at Ottawa (Kan.) for two seasons. He posted a record of 14-7 there, winning the 2003 KCAC title and advancing to the national playoffs. Prior to his stint at Ottawa, Ross served as the defensive coordinator for three years and as an assistant for one at Kansas Wesleyan.

Ross has had five Lindenwood players sign NFL contracts: DeDe Dorsey and Brian Schaefering have played in the NFL, while Zac Atterberry, Marcel Thompson, and Roren Thomas have signed with NFL teams. Dorsey was a member of the 2007 Super Bowl Champion Indianapolis Colts, and Derrick Ward, a former player for Ross at Ottawa, won a Super Bowl ring in 2008 with the New York Giants.

ALL-AMERICANS

2004

DeDe Dorsey - First Team (NAIA, Victory Sports)
Jake Sharp - Second Team (Victory Sports)

2005

DeDe Dorsey - First Team (NAIA, Victory Sports)
Marcus Klund - Second Team (NAIA, Victory Sports)

2008

Jeff Hynes - First Team (AFCA, Victory Sports)

2009

Jeff Hynes - First Team (AFCA, Victory Sports)
Denodus O'Bryant - First Team (Victory Sports)
Logen Wright - Second Team (Victory Sports)

2010

Philip Staback - First Team - (AFCA)
Philip Staback - Second Team - (Victory Sports)
Dan Jones - Second Team (Victory Sports)



Craig Schuler Offensive Coordinator Eighth Season



Craig Schuler is entering his eighth season with the Lindenwood football program. He has been on Patrick Ross' staff since the very first day of the Ross era. Schuler came to Lindenwood in 2004, and has been a major part of the program's turnaround. In 2011, he will serve as the offensive coordinator and running backs coach, as well as being the team's recruiting coordinator and assistant head coach.

This season will be Schuler's 23rd season coaching football. In that time, he has won eight conference championship rings, including three as a member of the Lindenwood staff, and coached in 18 NAIA national playoff games.

In 2010, Schuler worked with the record-setting offense, and coached the talented running back corps. Both units were again among the best in the country. Running back Denodus O'Bryant was named the conference MVP for the second time and first-team All-HAAC. Not only did O'Bryant rack up huge numbers in 2010, but the rest of Schuler's running backs did the same. Nate Orlando rushed for over 600 yards and 12 touchdowns, while four other backs rushed for over 200 yards. As a unit, the running backs scored 31

touchdowns on the ground.

In 2009, Schuler was the offensive coordinator of the most prolific offense in school history. The Lions averaged over 53 points and set a school record in points scored with 477. That year also saw the Lion' offense rack up the awards with O'Bryant being named the MVP of the league.

Over the past two seasons, the Lions' offense has averaged 52.8 points per game while breaking numerous national and school records.

Since Schuler arrived at Lindenwood, the Lions have posted a record of 66-19, won three HAAC championships and advanced to the NAIA Football Championship Series five times.

Prior stops on the coaching trail for Schuler include 11 years at Benedictine (Kan.) and two at Avila (Mo.). He has served as a coordinator on both sides of the ball while coaching in the HAAC and was a high school head coach in the Southern California.

Craig and his wife, Alison, have two daughters, Nikki and Katie.





Deion Melvin Defensive Coordinator First Season



Deion Melvin is entering his first season as the Lindenwood football defensive coordinator. He will be in his 22nd season as a football coach.

For the last two years, Melvin was an assistant at Ball State. He was the linebackers coach during the 2009 season before being promoted to special teams coordinator last year.

Melvin also had coaching stints at Bowling Green, Georgia Southern, Missouri State, Western Illinois, and East Aurora High School. He was at Bowling Green from 2007-08, where he coached the inside and outside linebackers and was assistant special teams coordinator. In 2006, he coached the running backs at Georgia Southern. From 1999-2005, he was at Missouri State as the assistant head coach and defensive coordinator. From 1993-98, Melvin coached at Western Illinois as the inside and outside linebackers coach and recruiting coordinator. His coaching career started at East Aurora from 1990-92.

At the college level, Melvin has coached seven All-Americans and two Buck Buchanan award winners, which goes to the top defensive player in NCAA Division I Football Championship Series.

He coached 14 all-conference winners, six academic first-team all-conference players, and seven players who were named the team MVP. He also coached two players who finished first in the nation for tackles.

Melvin was an All-American and all-league honoree at linebacker during his college career at the College of Dupage. He was an all-state and all-conference award winner at East Aurora High School.

Melvin graduated from Western Illinois with a bachelor of science degree in community health in 1994.





John Haines **Offensive Line** **Third Season**

John Haines is in his third year as a member of the Lindenwood football staff. Haines is in charge of the Lions' offensive line.

In his first two seasons at Lindenwood, Haines has developed one of the best offensive lines in the country. In 2010, the offensive line surrendered just seven total sacks. The line paved the way for the Lindenwood running game to accumulate over 2,100 yards and helped the offense average over 50 points for the past two seasons.

Over the past two seasons, the offensive line has been awarded 13 all-conference awards, including three linemen named to the first team. Jeff Hynes was named the Remington Award Winner as the NAIA's top center in 2009 under Haines' watch.

Haines came to Lindenwood from Vermilion (Minn.) Community College, where he was the Ironmen's head coach in 2008. He was named the Minnesota Community College Conference Coach of the Year after leading Vermilion to an 8-3 record and a No. 17 national ranking.

Haines has past experience in the California junior college ranks, including stints at Redwoods, Mount San Jacinto, and Southwestern. The native of Baker City, Ore., also coached at Humboldt (Calif.) State earlier in his career.

John and his wife, Robyn, have three children Madison, Seneca, and Myah.



Jeff Hynes **Asst. Offensive Line** **Second Season**

Jeff Hynes is entering his second season on the Lindenwood coaching staff. In 2011, Hynes will assist with the offensive line.

In 2010, Hynes worked as a student assistant. He coached an offensive line that allowed just seven sacks during the season. Lindenwood's offense averaged 52.5 points and 551.5 yards a game. Four offensive linemen earned all-conference honors, and one was an All-American.

During his playing days, Hynes was one of the best centers in the entire country at any level. The Missouri native won back-to-back Remington Awards, which is given to the top center at each level of football. Hynes was named first-team All-American twice and was named to the first-team All-HAAC three times.



Austin Bortle **Wide Receivers** **Third Season**

Austin Bortle is entering his third season as a member of the Lindenwood football staff. This season, Bortle will be working with the Lindenwood wide receivers. Over the past two seasons, he was a graduate assistant.

Under the watchful eye of Bortle the Lindenwood wide receivers have been putting together mind boggling numbers over the past two years. In 2010, the group had three receivers catch over 500 total yards. Two of the receivers had over 800 yards. The receivers also caught 42 touchdown passes.

Bortle played his college football at Lindenwood and was a very successful offensive weapon. In his final season as a Lion he was named to the honorable mention All-HAAC squad. During his time between the lines, Bortle caught 57 passes for 667 yards and seven touchdowns. He also compiled 18 rushing attempts for 91 yards. Bortle played his high school football at St. Charles High School and was an all-conference performer.

Bortle graduated from Lindenwood with his bachelor's degree in 2008 and earned his master's from Lindenwood in 2010.



Marcus Klund **Defensive Ends** **Third Season**

Marcus Klund is entering his third season on the Lindenwood football staff and will be coaching the very talented defensive ends. This season will be his first as a full-time assistant coach. Prior to becoming a full-time member of the coaching staff, he worked as a graduate assistant.

Klund played his college football at Lindenwood and became one of the most feared safeties in the entire country. In 2005, Klund was named to the second-team All-American squad.

Klund holds a bachelor's and master's degrees from Lindenwood.



Kent Maugeri **D-Backs/Special Teams** **Third Season**

Kent Maugeri is entering his third season as an assistant coach for the Lindenwood football program. Maugeri is in charge of the Lindenwood secondary.

Over the past two seasons under Maugeri's watch, the Lions secondary has become one of the best units in the program. In 2010, the secondary held opponents to under 190 yards passing a game. The unit also picked off 15 total passes. In 2009, the Lindenwood secondary picked off 23 passes and held opponents to just under 220 yards passing per game. Over Maugeri's first two seasons, the secondary has been awarded numerous all-conference awards.

Before becoming a full-time assistant coach in 2009, Maugeri was a GA on the 2008 Lindenwood staff. A native of Daytona Beach, Fla., Maugeri gained a number of years of experience in the highly competitive North Florida high school ranks.



Logen Wright **Defensive Line** **Second Season**

Logen Wright is entering his second season as a member of the Lindenwood football coaching staff. This season will be his first as a full-time assistant. He will be working with the Lions' defensive line.

Last season the Lindenwood defensive line compiled 21 sacks for over 153 negative yards.

Wright played college football for Ross at Lindenwood and finished his career as one of the best linebackers in school history. Over his career he compiled over 250 tackles, five interceptions, and four sacks. He was also named a team captain four times and was named first-team All-HAAC three times.

Wright graduated from Lindenwood with his bachelor's degree in 2009.

GRADUATE AND STUDENT ASSISTANTS



Brett Ballman
Offensive GA



Pete Brown
Defensive GA



Brandon Gould
Defensive GA



Billy Clark
Off. Student Assistant



Philip Staback
Off. Student Assistant



Tom Godar
Athletic Trainer



Shawn Nagel
Strength and
Conditioning



Dario Camacho
Strength and
Conditioning

Lion Football





2011 LIONS

Lion Football

ALPHABETICAL ROSTER

56 Logan Adkison
 24 Johnathan Albercrombie
 37 Lamar Allen
 53 Matt Andreolli
 80 Blake Arnette
 66 Matt Atley
 51 Darren Bardot
 65 Greg Barnes
 98 Grant Beavers
 10 Justin Broome
 82 Keith Brown
 1 Mike Bunton
 96 Edward Burns
 31 Marvin Byrd
 68 Jared Cahill
 75 Justin Callaway
 58 Josh Carlyle
 22 Tim Celestine
 30 Mike Cobb
 8 Donald Collier
 74 Louis Crespo
 42 Devin Davis
 90 Joe Day
 87 P.J. DeBey
 70 Tremicko Drake
 91 Kellen Dreyer
 17 Tyler Epstein
 20 Cody Fogle
 72 Stephen Frichtl
 76 Chaz Fulton
 81 Jordan Gater
 79 K.C. Giger
 25 Chris Gilyard
 18 Christian Golder
 86 Brett Gordon
 7 Sean Gracy
 32 Nick Grubbs
 48 Jared Hagely
 46 Tommy Hargrave
 47 Dillon Hawkins
 57 Austin Heath
 15 Andrew Helmick
 61 Jacob Heneisen
 88 Jacob Hewitt
 52 Chris Howard
 6 Terance Jackson
 27 Davaris Jackson

No.	Name	Yr.	Pos.	Ht.	Wt.	Hometown	High School (Other)
1	Mike Bunton	Sr.	WR	5-9	180	Chesterfield, Mo.	Parkway North
2	David Ortega	Sr.	QB	6-2	223	Blythe, Calif.	Palo Verde
3	Dominick Sherman	Jr.	RB	5-11	195	New Orleans, La.	MacDougal
4	Therman McGowan	Jr.	RB	5-10	200	San Francisco, Calif.	Santa Rosa
5	Denodus O'Bryant	Jr.	RB	5-9	189	Washington, Mo.	Washington
6	Terance Jackson	Jr.	WR	6-2	180	Vidalia, Ga.	Vidalia
7	Sean Gracy	Jr.	DE	6-2	237	St. Louis, Mo.	McCluer North
8	Donald Collier	So.	CB	5-10	178	Cahokia, Ill.	Cahokia
9	John Uribe	Jr.	QB	6-0	190	Santa Barbara, Calif.	Santa Barbara
10	Chris Springer	Sr.	CB	5-10	176	Memphis, Tenn.	Westside
11	Alex Robinson	Fr.	WR	5-9	175	Land O'Lakes, Fla.	Land O'Lakes
12	Nick Tepea	Sr.	DB	5-11	202	Kailua, Hawaii	Kailua
13	Joe Plassmeyer	Fr.	QB	6-4	220	St. Louis, Mo.	Oakville
14	Taylor Jasin	Jr.	QB	6-1	196	St. Charles, Mo.	Duchesne
15	Andrew Helmick	Jr.	WR	6-0	192	Kansas City, Mo.	Winnetonka
16	Ty Munnerlyn	Jr.	WR	6-1	192	Ocala, Fla.	Vanguard
17	Tyler Epstein	Sr.	LB	6-3	230	Farmington, Mo.	Farmington
18	Christian Golder	Sr.	DB	6-1	190	Baltimore, Md.	Central
19	Brian Winters	Jr.	LB	6-0	195	Columbia, Ill.	Columbia
20	Cody Fogle	Jr.	DB	5-9	195	Grain Valley, Mo.	Grain Valley
21	Brock Reed	Jr.	LB	6-2	187	Hannibal, Mo.	Palmyra
22	Tim Celestine	Jr.	WR	5-9	185	Tracy, Calif.	Tracy
23	Gary Wilson	Fr.	WR	5-8	165	Springfield, Ill.	Sacred Heart-Griffin
24	Johnathan Albercrombie	Fr.	RB	5-8	175	Cedar Hill, Texas	Cedar Hill
25	Chris Gilyard	Fr.	RB	5-8	180	Blue Springs, Mo.	Blue Springs South
26	Tevin McCaskill	Jr.	CB	6-1	185	Miami, Fla.	Northwestern
27	Justin Broome	Jr.	CB	5-11	175	Simi Valley, Calif.	Royal
28	Brennan Longwell	So.	WR	5-11	170	O'Fallon, Mo.	Ft. Zumwalt West
29	James Wofford	Jr.	DB	6-0	195	Dardenne Prairie, Mo.	Timberland
30	Mike Cobb	Jr.	CB	5-10	163	Blue Springs, Mo.	Blue Springs
31	Marvin Byrd	Fr.	CB	5-9	185	St. Peters, Mo.	Fort Zumwalt East
32	Nick Grubbs	Fr.	LB	6-1	185	Wentzville, Mo.	Holt
33	Logan Adkison	Fr.	LB	6-2	225	Blue Springs, Mo.	Blue Springs South
34	Blayr Jimmerson	Fr.	WR	5-9	180	Los Angeles, Calif.	Windward Prep
35	James Neal	So.	PK	5-8	160	Mansfield, Texas	Mansfield
36	Stephen Pace	Fr.	DB	6-2	205	St. Louis, Mo.	DeSmet
37	Lamar Allen	So.	CB	6-1	170	Daytona Beach, Fla.	Spruce Creek
38	Malcolm Jones	Fr.	CB	6-0	170	Pittsburg, Tenn.	South Pittsburg
39	Vance Purdun	Fr.	DB	5-10	185	Princeton, Mo.	Princeton
40	Jordan Porter	Jr.	LB	5-11	195	Blue Springs, Mo.	Blue Springs
41	Jon McComb	Jr.	DE	6-2	242	Mahomet, Ill.	Mahomet-Seymour
42	Devin Davis	Fr.	LB	6-1	190	Aledo, Texas	Aledo
43	Davaris Jackson	Fr.	CB	5-10	175	New Smyrna Beach, Fla.	New Smyrna Beach
44	Tony Ritzman	Jr.	LB	5-11	218	Lenexa, Kan.	Shawnee Mission West
45	Morris Keseloff	Sr.	P	6-0	215	Brea, Calif.	La Serna
46	Tommy Hargrave	So.	LB	6-1	205	Chillicothe, Mo.	Chillicothe
47	Dillon Hawkins	Fr.	LB	6-0	200	Aledo, Texas	Aledo
48	Jared Hagely	Fr.	DB	6-1	180	St. Charles, Mo.	Francis Howell
49	Filip Jonsson	So.	LB	5-11	215	Orebro, Sweden	
50	Malach Radigan	Jr.	NG	6-2	257	St. Charles, Mo.	Francis Howell
51	Darren Bardot	Sr.	OL	6-0	254	Union, Mo.	Union
52	Chris Howard	Sr.	LB	5-10	203	St. Louis, Mo.	Parkway Central
53	Matt Andreolli	Jr.	OL	6-3	272	Simi Valley, Calif.	Royal
54	Patrick Mouse	Fr.	OL	6-2	255	Blue Springs, Mo.	Blue Springs HS
55	Alex Meraz	Jr.	LB	5-11	231	Canadian, Texas	Canadian
56	Austin Heath	Fr.	OL	6-2	260	Green Cove Springs, Fla.	Clay

Lion Football

57	Edward Magallon	So.	LB	5-11	215	Oxnard, Calif.	Oxnard
58	Josh Carlyle	Fr.	OL	6-2	275	Sikeston, Mo.	Sikeston
59	Wes Kuhn	Fr.	LB	5-11	200	St. Charles, Mo.	Francis Howell
60	Joe Jennings	So.	OL	6-2	303	St. Peters, Mo.	Ft. Zumwalt South
61	Jacob Heneisen	Fr.	OL	6-3	285	Jacksonville, Ill.	Jacksonville
62	Jarrell Holland	Jr.	LB	5-11	230	Pacoima, Calif.	Taft
63	Harrison Siegel	Fr.	OL	5-10	245	Chesterfield, Mo.	Parkway North
64	Dante Menard	Jr.	OL	6-2	285	Couer D'Alene, Idaho	Lake City
65	Greg Barnes	Fr.	OL	6-4	245	St. Louis, Mo.	Vianney
66	Matt Atley	Jr.	OL	6-2	301	Hillsboro, Mo.	Hillsboro
67	J.T. Young	Fr.	OL	6-2	280	St. Peters, Mo.	Fort Zumwalt East
68	Jared Cahill	So.	OL	6-4	270	Union, Mo.	Union
69	Kadre Pinder	Sr.	OL	6-2	315	Miramar, Fla.	Everglades
70	Tremieko Drake	Sr.	NG	6-2	308	St. Louis, Mo.	Lindbergh
71	Chance Iott	Sr.	OL	6-3	309	Cabool, Mo.	Cabool
72	Stephen Frichtl	Sr.	OL	6-4	279	Newton, Ill.	Newton
73	Josh Vaughn	Fr.	OL	6-3	320	Farmington, Mo.	Farmington
74	Louis Crespo	Sr.	OL	6-2	305	Pheonix, Ariz.	St. Mary's
75	Justin Callaway	Sr.	OL	6-1	292	Liberty, Mo.	Liberty
76	Chaz Fulton	Fr.	DT	6-1	255	Arlington, Texas	Martin
77	Aaron O'Dell	Fr.	OL	6-3	305	Rochester, Ill.	Rochester
78	DeAndre Nichols	Sr.	OL	6-2	343	Los Angeles, Calif.	Manual Arts
79	K.C. Giger	Jr.	OL	6-5	295	Winter Haven, Fla.	Winter Haven
80	Blake Arnette	So.	WR	5-10	173	Pacific, Mo.	Pacific
81	Jordan Gater	Fr.	WR	5-10	178	Avilla, Ind.	East Noble
82	Keith Brown	Fr.	WR	6-2	180	St. Charles, Mo.	Francis Howell
83	Sam Sealer	Fr.	WR	6-0	185	Lee's Summit, Mo.	Lee's Summit
84	Jacob McDermott	Fr.	WR	6-1	190	Overland Park, Kan.	Blue Valley
85	Thomas Stubbs	So.	DE	6-4	237	Brentwood, Mo.	Brentwood
86	Brett Gordon	Jr.	WR	6-0	177	O'Fallon, Mo.	Fort Zumwalt West
87	P.J. DeBey	Fr.	WR	6-2	205	Overland Park, Kan.	Blue Valley
88	Jacob Hewitt	So.	WR	6-1	185	Kansas City, Mo.	Oak Park
89	Kaleig Mohammad	Jr.	DT	6-4	265	Kansas City, Mo.	Central
90	Joe Day	Jr.	DE	6-2	250	O'Fallon, Mo.	Ft. Zumwalt West
91	Kellen Dreyer	Sr.	DT	6-3	246	Warrenton, Mo.	Warren County
92	Xavier Warren	Fr.	DE	6-1	235	Cedar Hill, Texas	Cedar Hill
93	Joe Mathews	Fr.	DE	6-4	220	O'Fallon, Mo.	Saint Dominic
94	Shane Priebe	Fr.	LB	5-11	210	St. Charles, Mo.	Francis Howell Central
95	Cody Reider	Jr.	DE	6-1	225	Ormond Beach, Fla.	Seabreeze
96	Edward Burns	Fr.	P/PK	6-1	185	Saint Augustine, Fla.	Saint Augustine
97	Brock Montgomery	Fr.	LB	6-1	195	St. Louis, Mo.	Pattonville
98	Grant Beavers	Fr.	DE	6-3	220	Farmington, Mo.	Farmington
99	Tanner Brown	Fr.	PK	6-0	180	Bethalto, Ill.	Civic Memorial

14	Taylor Jasin
60	Joe Jennings
22	Blayr Jimmerson
38	Malcolm Jones
45	Morris Keseloff
23	Brennan Longwell
48	Eduardo Magallon
26	Tevin McCaskil
41	Jon McComb
4	Therman McGowan
64	Dante Menard
84	Jacob McDermott
55	Alex Meraz
89	Kaleig Mohammad
97	Brock Montgomery
54	Patrick Mouse
16	Ty Munnerlyn
35	James Neal
78	DeAndre Nichols
5	Denodus O'Bryant
77	Aaron O'Dell
2	David Ortega
36	Stephen Pace
69	Kadre Pinder
13	Joe Plassmeyer
49	Jake Poole
40	Jordan Porter
39	Vance Purdun
50	Malach Radigan
21	Brock Reed
95	Cody Reider
44	Tony Ritzman
11	Alex Robinson
83	Sam Sealer
3	Dominick Sherman
63	Harrison Siegel
27	Chris Springer
85	Thomas Stubbs
12	Nick Tepea
9	John Uribe
73	Josh Vaughn
92	Xavier Warren
28	Gary Wilson
19	Brian Winters
29	James Wofford
67	J.T. Young

Head Coach - Patrick Ross
 Assistant Head Coach - Craig Schuler
 Defensive Coordinator - Deion Melvin
 Offensive Line - John Haines
 Wide Receivers - Austin Bortle
 Assistant Offensive Line - Jeff Hynes
 Defensive Backs - Kent Maugeri
 Defensive Line - Logan Wright
 Linebackers - Marcus Klund
 Off. GA - Brett Ballmann
 Def. GA - Pete Brown
 Def. GA - Brandon Gould
 Off. Student Assistant - Billy Clark
 Off. Student Assistant - Philip Staback

PRONUNCIATION GUIDE

Denodus O'Bryant - De - nod - us
 Sean Gracy - Graacee
 Nick Tapea - Ta - pay - a
 Taylor Jasin - Jason
 Greg Coble - Cooble
 James Wofford - Waff - ard
 Morris Kesseloff - Kess - ell - off
 Matt Andreolli - And - droo - lee
 Alex Meraz - Ma - raz
 Jacob Heneisen - Henn - ee - sen
 Jared Cahil - Kay - hill
 Chance Iott - I - ott
 K.C. Giger - Gi - ger
 Jordan Gater - Gator
 P.J. DeBey - Da - bay

STATE-BY-STATE BREAKDOWN

Arizona (1) - Crespo

California (11) - Andreolli, Broome, Celestine, Holland, Jimmerson, Keseloff, Magallon, McGowan, Nichols, Ortega, Uribe

Florida (10) - Allen, Burns, Giger, Heath, Jackson, McCaskill, Munnerlyn, Pinder, Reider, Robinson

Georgia (1) - Jackson

Hawaii (1) - Tepea

Illinois (8) - Brown, Collier, Frichtl, Heneisen, McComb, O'Dell, Wilson, Winters

Indiana (1) - Gater

Idaho (1) - Menard

Kansas (3) - Ritzman, McDermott, DeBey

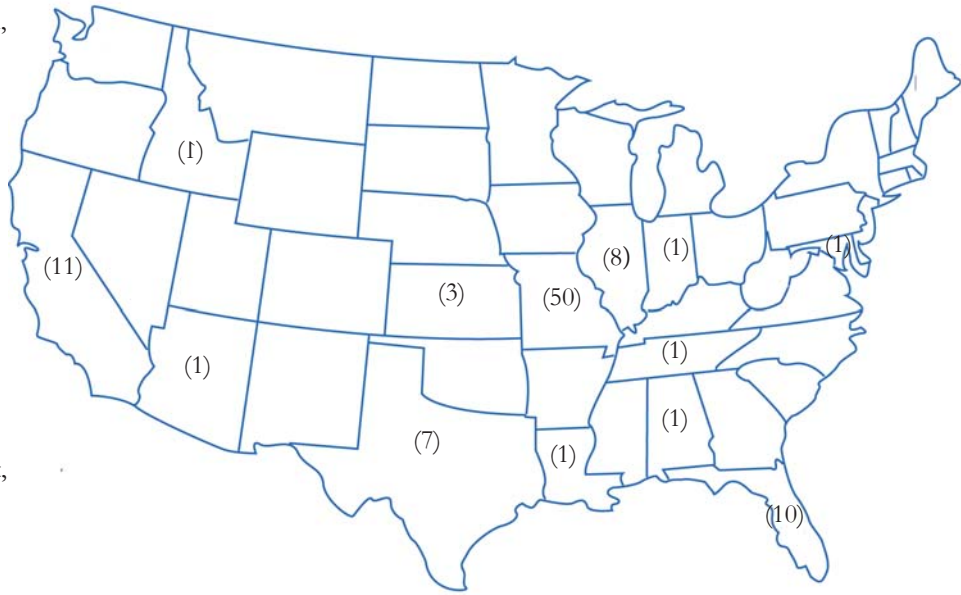
Louisiana (1) - Sherman

Maryland (1) - Golder

Missouri (50) - Bunton, Adkison, Pacific, Atley, Bardot, Barnes, Beavers, Brown, Byrd, Cahill, Callaway, Carlyle, Cobb, Day, Drake, Dreyer, Epstein, Fogle, Gilyard, Gordon, Gracy, Grubbs, Hagely, Hargrave, Helmick, Hewitt, Howard, Iott, Jasin, Jennings, Kuhn, Longwell, Mathews, Mohammad, Montgomery, Mouse, O'Bryant, Pace, Plassmeyer, Porter, Priebe, Purdun, Radigan, Reed, Sealer, Siegel, Stubbs, Vaughn, Wofford, Young

Tennessee (1) - Springer

Texas (7) - Albercrombie, Neal, Davis, Fulton, Hawkins, Meraz, Warren



POSITION BY POSITION BREAKDOWN

QB (4) - Ortega, Uribe, Plassmeyer, Jasin

WR (17) - Arnette, Brown, Bunton, Celestine, DeBey, Gater, Gordon, Helmick, Hewitt, Jackson, Jimmerson, Longwell, McDermott, Munnerlyn, Robinson, Sealer, Wilson

RB (5) - Sherman, O'Bryant, Albercrombie, Gilyard, McGowan

OL (22) - Andreolli, Atley, Bardot, Barnes, Cahill, Callaway, Carlyle, Crespo, Frichtl, Giger, Heath, Heneisen, Iott, Jennings, Menard, Mouse, Nichols, O'Dell, Pinder, Siegel, Vaughn, Young

DL (13) - Beavers, Day, Gracy, Mathews, McComb, Reider, Stubbs, Warren, Drake, Radigan, Dreyer, Fulton, Mohammad

LB (18) - Adkison, Davis, Epstein, Grubbs, Hargrave, Hawkins, Holland, Howard, Jonsson, Kuhn, Magallon, Meraz, Montgomery, Porter, Priebe, Reed, Ritzman, Winters

Secondary (16) - Allen, Broome, Byrd, Cobb, Collier, Jackson, Jones, McCaskill, Springer, Fogle, Golder, Hagely, Pace, Purdun, Tepea, Wofford

Specialist (4) - Neal, Kesseloff, Burns, Brown

ACADEMIC YEAR BREAKDOWN

Freshman (24) - Adkison, Albercrombie, Barnes, Brown, Brown, Byrd, DeBey, Fulton, Gater, Gilyard, Hagely, Heath, Jackson, Kuhn, Mathews, McDermott, Montgomery, O'Dell, Pace, Purdun, Sealer, Siegel, Warren, Young

Redshirt Freshman (15) - Beavers, Burns, Carlyle, Davis, Grubbs, Hawkins, Heneisen, Jimmerson, Jones, Mouse, Plassmeyer, Priebe, Robinson, Vaughn, Wilson

Sophomore (12) - Allen, Arnette, Cahill, Collier, Hargrave, Hewitt, Jennings, Jonsson, Longwell, Magallon, Neal, Stubbs

Junior (32) - Andreolli, Atley, Broome, Celestine, Cobb, Day, Fogle, Giger, Gordon, Gracy, Helmick, Holland, Jackson, Jasin, McCaskill, McComb, McGowan, Menard, Meraz, Mohammad, Munnerlyn, O'Bryant, Porter, Radigan, Reed, Reider, Ritzman, Sherman, Uribe, Winters, Wofford

Senior (17) - Bunton, Baradot, Callaway, Crespo, Drake, Dreyer, Epstein, Frichtl, Golder, Howard, Iott, Keseloff, Nichols, Ortega, Pinder, Springer, Tepea

OFFENSIVE DEPTH CHART

X #6 Terance Jackson	Y #11 Alex Robinson	OT #72 Stephen Frichtl	OG #74 Louis Crespo	C #73 Josh Vaughn	OG #66 Matt Atley	OT #53 Matt Andreolli	Z #15 Andrew Helmick
#16 Ty Munnerlyn	#34 Blayr Jimmerson	#51 Darren Bardot	#78 DeAndre Nichols	#51 Darren Bardot	#60 Joe Jennings	#68 Jared Cahill	#1 Mike Bunton
				QB #9 John Uribe			#88 Jacob Hewitt
		TB #5 Denodus O'Bryant		#2 David Ortega			#28 Gary Wilson
		#3 Dominick Sherman					

DEFENSIVE DEPTH CHART

CB #8 Donald Collier		DE #90 Joe Day	NG #50 Malach Radigan	DT #91 Kellen Dryer	DE #7 Sean Gracy	CB #26 Chris Springer
#37 Lamar Allen	LB #17 Tyler Epstein	#85 Thomas Stubbs	#70 Tremieko Drake	#89 Kaleig Mohammad	#41 Jon McComb	#10 Justin Broome
	#55 Alex Meraz		LB #52 Chris Howard			LB #21 Brock Reed
			#44 Tony Ritzman			#19 Brian Winters
		DB #18 Christian Golder			DB #20 Cody Fogle	
		#13 Nick Tepea			#29 James Wofford	



Logan Adkison

Freshman, Linebacker
6-2, 225 Pounds
Blue Springs, Mo.
Blue Springs South

33

High School: Attended Blue Springs South ... 2009 all-conference ... 2010 all-metro, all-state, all-area, and all-conference. **Personal:** Son of Darren and Terri Adkison ... majoring in business management.



Johnathan Albercrombie

Freshman, Running back
5-8, 175 Pounds
Cedar Hill, Texas
Cedar Hill

24

High School: Attended Cedar Hill High School ... named to the first-team all-district, and all-academic team ... graduated Cum Laude and received UIL Scholar Award. **Personal:** Son of Melvin and Sigrid Albercrombie ... has three siblings ... majoring in sports management.



Lamar Allen

Sophomore, Cornerback
6-1, 170 Pounds
Daytona Beach, Fla.
Spruce Creek

37

Prior to Lindenwood: Attended Jacksonville University. **High School:** Attended Spruce Creek ... was named cornerback of the year in 2008. **Personal:** Son of Cynthia Jenkins ... has two siblings, Lashawnda and Lashay ... majoring in sports management.



Matt Andreolli

Junior, Offensive Line
6-3, 272 Pounds
Simi Valley, Calif.
Royal

53

Lindenwood: 2010- Appeared in all but one game ... played in the playoff game against Saint Francis. **2009-** Appeared in 12 games ... was the backup left tackle ... appeared in all four playoff contests. **Personal:** The son of Andy and Lynette Andreolli ... has one sibling: Timothy ... an athletic training major.



Blake Arnette

Sophomore, Wide Receiver
5-10, 173 Pounds
Pacific, Mo.
Pacific

80

	Rushes	Yards	TDs
2010	6	77	1

Lindenwood: 2010 - Appeared in eight games ... had a season-high four rushing attempts against Graceland ... also rushed for season-high 41 yards in the win against Graceland. **High School:** Attended Pacific ... named Four Rivers Conference Offensive Player of the Year ... named to the first team All-State.

Personal: Son of Chris Arnette and Vicki Davis ... has two brothers, Adam and Andy ... undecided on major.



Matt Atley

Junior, Offensive Line
6-2, 301 Pounds
Hillsboro, Mo.
Hillsboro

66

Lindenwood: 2010 - Appeared in seven games with six starts. **2009-** Appeared in 10 games ... started four contests ... was backup to the top offensive center in the NAIA. **High School:** Attended Hillsboro High School ... member of the first-team all-conference offense and defense in 2007 ... second-team all-conference offense and defense in 2006. **Personal:** Son of Steve and Martha Atley ... has two siblings, Erin and Eric ... majoring in history.



Darron Bardot

Senior, Offensive Line
6-0, 254 Pounds
Union, Mo.
Union

51

Lindenwood: 2010- Appeared in seven games. **High School:** Attended Union High School. **Personal:** Son of Robert Bardot and Deanna Stahlman ... has four brothers, Brandon, Ben, Ryan, and Collin ... majoring in physical education.



Greg Barnes

Freshman, Offensive Line
6-4, 245 Pounds
St. Louis, Mo.
Vianney

65

High School: Second-team all-conference selection in 2010 ... an honorable mention all-conference pick in 2009. **Personal:** The son of Donna and Mike Barnes ... has two siblings, Dan and Lisa ... a finance major.



Keith Brown

Freshman, Wide Receiver
6-2, 180 Pounds
St. Charles, Mo.
Francis Howell

82

High School: Attended Francis Howell High School in St. Charles, Mo.



Grant Beavers

Freshman, Defensive End
6-3, 220 Pounds
Farmington, Mo.
Farmington

98

High School: Attended Farmington High School ... named to the first-team all-district ... earned all-conference honors. **Personal:** Son of Greg and Debra ... has two sisters, Lauren and Ashley ... majoring in business.



Mike Bunton

Senior, Wide Receiver
5-9, 180 Pounds
St. Louis, Mo.
Parkway North

1

2010 THIRD-TEAM ALL-HAAC

	Rec.	Yards	TDs
2007	9	68	0
2008	15	198	1
2010	23	295	4

Lindenwood: 2010- Started all 11 games ... named to the third-team All-HAAC ... was third on the team with 23 catches ... compiled 295 receiving yards ... caught four touchdown passes ... averaged just over 26 yards receiving a game ... rushed 14 times for 118 yards and one rushing score ... caught at least one pass in every game ... returned 10 kicks for 164 yards. **2009-** Received a medical redshirt ... appeared in two games ... caught one pass for nine yards against Central Methodist ... returned two kicks for 53 yards, including a long of 39 yards. **2008-** First-team all-HAAC as a kickoff returner ... caught 15 passes for 198 yards and one touchdown ... the leading kickoff returner on the team with a 26.3 average and one touchdown ... scored the game-winning touchdown against Baker when he returned a blocked punt 20 yards to give the Lions a 25-21 win. **2007-** Collected nine receptions for 68 yards ... returned six kickoffs for an average of 10 yards. **High School-** The 2006 St. Louis Post-Dispatch Offensive Player of the Year ... first-team all-state and all-metro running back ... received the National Football Foundation award ... also an all-state baseball player. **Personal-** The son of Bob and Stephanie Bunton ... has four siblings, Bo, Blake, Tiffany, and Ross ... a physical/health education major.



Justin Broome

Junior, Cornerback
5-11, 180 Pounds
Simi Valley, Calif.
Royal

27

Prior to Lindenwood: Attended Santa Monica Junior College ... named to the second-team all-conference. **High School:** Attended Royal ... named to the first-team all-conference ... **Personal:** Son of Christy and Larton ... has three siblings, Alana, Jordan, Natasha ... majoring in mass communications.



Tanner Brown

Freshman, Place Kicker
6-0, 180 Pounds
Bethalto, Ill.
Civic Memorial

99

High School: Earned all-conference and all-area honors as a kicker during his junior and senior seasons ... an all-conference and all-area running back as a senior. **Personal:** The son of Kelli and Jim Brown ... has two siblings, Chris and Ashley ... a biology major.



Edward Burns

Freshman, Kicker
6-1, 185 Pounds
Saint Augustine, Fla.
Saint Augustine

96

Prior to Lindenwood: Attended Saint Johns River State College. **High School:** Attended Saint Augustine High School ... two-time all-county and all-region punter and kickoff specialists ... was a member of a team that made three state playoff appearances ... also lettered in soccer. **Personal:** Son of Melissa and Edward Burns ... majoring in criminal justice.



Marvin Byrd

Freshman, Cornerback
5-9, 185 Pounds
St. Peters, Mo.
Fort Zumwalt East

31

High School: Attended Fort Zumwalt East High School ... named to the first-team all-state and all-conference teams ... named a *St. Louis Post-Dispatch* Athlete of the Week and Arby's Athlete of the Week ... scored 34 touchdowns and rushed for 1,534 yards during his senior season ... third in the St. Louis area in total points scored ... threw for 698 yards including seven touchdowns and four interceptions. **Personal:** Son of Amy Williams ... has two siblings, Joshua and Macayla ... majoring in communications.



Jarred Cahill

Sophomore, Offensive Line
6-4, 270 Pounds
Union, Mo.
Union

68

Prior to Lindenwood: Attended Missouri Western State University. **High School:** Attended Union High School ... was a two-time all-conference and all-district ... second-team all-area. **Personal:** Son of Tim and Jennifer Cahill ... has five siblings, Jaden, Justin, Jordan, and Austin ... majoring in criminal justice.



Justin Callaway

Senior, Offensive Line
6-1, 292 Pounds
Liberty, Mo.
Liberty

75

2007 SECOND-TEAM ALL-HAAC
2008 SECOND-TEAM ALL-HAAC

Lindenwood: 2010- Redshirted after injuring his knee in the third game of the season. **2008-** Second-team all-HAAC ... voted Lindenwood's lineman of the year ... helped Lindenwood to an 11-2 record. **2007-** Second-team all-conference ... played in 10 games and had nine starts ... team's freshman of the year ... helped Lindenwood to a 10-2 record. **Northwest Missouri:** A member of the 2009 NCAA Division II National Championship team ... played in all 15 games with nine starts ... started every postseason game. **Liberty High School:** An all-conference lineman at Liberty ... helped lead the team to an 11-2 record and a state playoff berth as a junior. **Personal:** The son of Tim and Kendra Callaway ... has on brother, Matt ... a physical education major.



Josh Carlyle

Freshman, Offensive Line
6-2, 275 Pounds
Sikeston, Mo.
Sikeston

58

High School: Attended Sikeston High School ... in his junior and senior seasons, he was named all-conference and all-region. **Personal:** Son of Steve and Tami Carlyle ... has two siblings, Matt and Cory.




Tim Celestine

Junior, Wide Receiver
5-9, 185 Pounds
Tracy, Calif.
Tracy

22

Prior to Lindenwood: Attended College of San Mateo ... in two seasons, rushed for 416 yards and two touchdowns, and caught two passes for 70 yards.



Mike Cobb

Junior, Cornerback
5-10, 163 Pounds
Blue Springs, Mo.
Blue Springs

30

Lindenwood: 2009- Appeared in 12 games, mostly as a special teams player ... made nine tackles on kickoffs, tying for the fifth-most on the roster ... had two tackles versus both MidAmerica Nazarene and Culver-Stockton. **High School:** Attended Blue Springs High School. **Personal:** Son of Kim and Mike Cobb ... has two siblings, Derrick and Zach ... majoring in criminal justice.



Donald Collier

Sophomore, Cornerback
5-10, 178 Pounds
Cahokia, Ill.
Cahokia

8

2010 HONORABLE MENTION ALL-HAAC

	Tackles	TFL	Int.
2010	40	1	1

Lindenwood: 2010- Played in all 11 games started in the final eight games ... made 26 solo tackles and 14 assisted stops ... recorded one tackle for loss ... made one interception ... and had three pass break-ups. **High School:** All-state defensive back as a senior ... three-time all-conference selection at defensive back and two-time selection as a junior. **Personal:** The son of Carla Davison and Donald Collier ... has two siblings, Carmella and Donovan ... an exercise science major.



Louis Crespo

Senior, Offensive Line
6-2, 305 Pounds
Phoenix, Ariz.
St. Mary's

74

Lindenwood: 2010- Appeared in 10 games as a junior ... started three contests. **High School:** Attended Apache Junction ... member of the all-region first-team offensive line ... all-region second-team defensive line ... honorable mention All-State. **Personal:** Son of Rose Crespo ... has three siblings, Melinda, Michael, and Rosa ... an exercise science major.



Devin Davis

Freshman, Linebacker
6-1, 190 Pounds
Aledo, Texas
Aledo

42

High School: Attended Aledo High School ... member of Division II Texas State Championship team. **Personal:** Son of David and Debbie Davis ... has three brothers, Dayne, Daythan, and Dillon ... majoring in business.



Joe Day

Junior, Defensive End
6-2, 250 Pounds
O'Fallon, Mo.
Fort Zumwalt West

90

Prior to Lindenwood: Attended Missouri State. **High School:** Attended Fort Zumwalt West ... two-time all-state and three-time all-conference ... conference player of the year ... son of head coach Paul Day. **Personal:** Son of Paul and Jennifer ... has two sibling, Tanner and Jessica ... majoring in physical education.



PJ DeBey

Freshman, Wide Receiver
6-2, 205 Pounds
Overland Park, Kan.
Blue Valley

87



Kellen Dreyer

Senior, Defensive Tackle
6-3, 246 Pounds
Warrenton, Mo.
Warren County

91

High School: Attended Blue Valley High School ... named to the first-team EKL his junior and senior seasons ... after his junior season, named to the Honorable Mention All-Metro team ... first-team all-state in his senior season ... member of state championship team and was named championship game MVP ... set school records for catches and yards ... as a junior, caught 69 catches for 854 yards and 11 touchdowns ... in 2010, caught 65 passes for 868 yards and 13 touchdowns. **Personal:** Son of Paul and Karmin DeBey ... has two siblings, Taylor and Alex ... majoring in sports medicine.

2010 SECOND-TEAM ALL-HAAC

	Tackles	TFL	Sacks
2009	28	8	2
2010	23	11	2.5

Lindenwood: Career- Has 71 tackles in three seasons as a Lion ... has recorded a total of five sacks ... 21 tackles for a loss. **2010-** Played in 10 games and started three ... led the team with 11 tackles for loss ... second on the team with 2.5 sacks ... made 23 tackles including 15 solo stops. **2009-** Appeared in all 14 games and started eight ... made 28 total tackles including 19 solo stops ... was third on the team with eight tackles for loss ... had two quarterback sacks and recovered a fumble ... had a season-high five tackles in the win against Culver-Stockton ... had a sack and two tackles for loss in the quarterfinals of the NAIA playoffs against Ottawa. **2008-** Recorded 20 total tackles and 11 unassisted tackles... had 0.5 sack and two tackles for a loss... had four total tackles in a win versus Missouri Valley. **High School:** Attended Warrenton High School. **Personal:** Son of Jim and Karen Dreyer... has two siblings, Samantha and Heath... majoring in education.



Tremieko Drake

Senior, Nose Guard
6-2, 308 Pounds
St. Louis, Mo.
Lindbergh


70

Lindenwood: 2009-

In his first season of action, Drake appeared in 10 games, including all four playoff contests.

High School: Attended Lindbergh High School in St. Louis, Mo.

Personal: The son of Gloria Drake ... has seven siblings, Ronald, Rhonda, Donnell, Mia, Mack, Ericka, and Niko ... a business administration major.





Tyler Epstein

Senior, Linebacker
6-3, 230 Pounds
Farmington, Mo.
Farmington

17

	Tackles	TFL	Sacks	Int.
2010	36	5.5	.5	1

Lindenwood: 2010- Appeared in all 11 games ... was 10th on the team with 36 total tackles ... recorded 21 solo tackles ... made 5.5 tackles for loss ... made one interception. **Prior to Lindenwood: Southeast Missouri-** Appeared in six games ... collected 11 tackles on the year ... had a season-high four tackles, including 0.5 for loss, and recorded an interception against Quincy ... had a fumble recovery versus Eastern Illinois ... **Northern Iowa-** appeared in all 13 games in 2007 for a team ranked first nationally at the NCAA FCS level for seven weeks ... registered 11 tackles ... named Scout Team Defensive Player of the Year in 2006. **High School:** Second-team all-state selection ... first-team all-conference and all-region ... named to the KTJJ Dream Team ... first on the team in 2004 with 144 tackles, five sacks, and two interceptions ... had a team-high 120 tackles as a sophomore ... also lettered in wrestling and track and field ... won a state title in wrestling as a senior ... his school's Athlete of the Year in 2006. **Personal:** The son of Larry Epstein and Deanna Dulle ... a mass communication/public relations major.



Cody Fogle

Junior, Defensive Back
5-9, 184 Pounds
Grain Valley, Mo.
Grain Valley

20

2009 HONORABLE MENTION ALL-HAAC
2010 HONORABLE MENTION ALL-HAAC

	Tackles	TFL	Int.
2009	68	2.5	2
2010	50	5.5	2

Lindenwood: 2010- Started all 11 games as a sophomore ... one of the hardest hitters in the HAAC ... recorded the fourth most tackles on the team ... tallied 50 tackles including 29 solo stops ... recorded two interceptions and returned one interception for a touchdown ... had 5.5 tackles for loss ... recovered one fumble and forced two fumbles ... led the team with 10 tackles against Benedictine. **2009-** Honorable mention all-HAAC ... appeared in 14 games and started 13 ... his 68 tackles were third on the team ... one of the hardest hitters in the conference ... made 15 tackles as a member of the kickoff unit ... returned five kickoffs for 91 yards ... recorded at least one tackle in every game ... picked off two passes and broke up five ... led the team in tackles with eight against Evangel ... made at least five tackles in every playoff game, including seven in the national championship contest. **2008-** Redshirted. **High School:** Attended Grain Valley High School ... first-team Kansas City All-Metro ... first-team All-State Class 3 ... all-conference selection. **Personal:** The son of Steve and Ami Fogle ... has one brother, Jake ... a criminal justice major.



Stephen Frichtl

Senior, Offensive Line
6-4, 279 Pounds
Newton, Ill.
Newton

72

Lindenwood: 2010- Appeared in eight games, including the playoff contest. **High School:** Attended Newton Community High School in Illinois. **Personal:** Son of Dennis and Ramona Frichtl ... has three siblings, Ben, Johanna, and Liz ... majoring in business administration.



Chaz Fulton
Freshman, Offensive Line
 6-1, 255 Pounds
 Arlington, Texas
 Martin

97

High School: Two-time first-team all-district selection on the offensive line ... also earned first-team all-region honors once. **Personal:** The son of Julie and Charles Fulton ... has one sibling, Jerrid ... a kinesiology major.



Christian Golder
Senior, Defensive Back
 6-1, 190 Pounds
 Baltimore, Md.
 Central

18

Prior to College: Attended Ventura College and West Virginia Wesleyan College ... was a second-team All-American in junior college ... also a team MVP. **High School:** Attended Central High School ... named to the City vs. County All-Star Team. **Personal:** Son of Wanda Golder ... has five siblings, Precious, Winston, Mario, Kyrei, and Wanda ... majoring in criminal justice.



Jordan Gater
Freshman, Wide Receiver
 5-10, 178 Pounds
 Avilla, Ind.
 East Noble

81

High School: Attended East Noble High School in Indiana ... caught 50 passes for 1,072 yards and 14 touchdowns ... named to the first-team All-Northeast Indiana ... was also named to the first-team All-State in Indiana. **Personal:** Son of Russ and Mary Gater ... has three siblings, David, Diana, and Jamie ... majoring in business.



Brett Gordon
Junior, Wide Receiver
 6-0, 177 Pounds
 O'Fallon, Mo.
 Fort Zumwalt West

86

Lindenwood: Was a member of the team in 2010 but did not see any game action. **High School:** Attended Fort Zumwalt West High School in Missouri. **Personal:** Son of Guy and Gina Gordon ... has one brother, Brock ... majoring in mass communications.



K.C. Giger
Junior, Offensive Line
 6-5, 295 Pounds
 Winter Haven, Fla.
 Winter Haven

79

Prior to Lindenwood: Attended Bethune Cookman. **High School:** Attended Winter Haven Senior High School ... was an all-state football and wrestler. **Personal:** Son of Randy and Michele Giger ... has two brothers, Clifford and Ryan ... majoring in education.



Sean Gracy
Junior, Defensive End
 6-2, 237 Pounds
 St. Louis, Mo.
 McCluer North

7

High School: Attended McCluer North High School in St. Louis, Mo. **Personal:** Majoring in exercise science.



Chris Gilyard
Freshman, Running Back
 5-8, 180 Pounds
 Blue Springs, Mo.
 Blue Springs South

25

High School: Attended Blue Springs High School ... named to the first team all-state, and all-conference. **Personal:** Son of Nicole Smith and Rodney Gilyard ... has three siblings, Marleigh, Jacob, and Roman ... majoring in education.



Nick Grubbs
Freshman, Linebacker
 6-1, 185 Pounds
 Wentzville, Mo.
 Holt

32

High School: Attended Holt High School ... named to the first-team all-conference team as a defensive back ... second-team all-conference running back. **Personal:** Son of Alan and Donna Grubbs ... has two siblings, Jackie and Whitney ... majoring in physical education.



Jared Hagely

Freshman, Defensive Back
6-1, 180 Pounds
St. Charles, Mo.
Francis Howell

48

High School: Earned first-team all-conference honors during his junior and senior seasons ... was first-team all-district as a senior, and earned second-team all-district honors in his junior season ... collected 99 tackles, four fumble recoveries, and two interceptions. **Personal:** The son of Bonita Hagely ... has three siblings, Justine, Jeremy, and Joel.



Austin Heath

Freshman, Offensive Line
6-2, 260 Pounds
Green Cove Springs, Fla.
Clay

56

High School: Attended Clay High School ... named the offensive lineman of the year in 2010 ... placed on the first-team all-Northeast and second-team all-state ... chosen for the Northeast Florida Shrine Bowl after his senior season. **Personal:** Son of Randy and Tracey Heath ... majoring in business.




Tommy Hargrave

Sophomore, Linebacker
6-1, 205 Pounds
Chillicothe, Mo.
Chillicothe

46

	Tackles	TFL	Sacks
2010	8	0.5	0.5

Lindenwood: 2010- Appeared in nine games ... compiled eight tackles ... 0.5 tackles for loss and 0.5 sacks. **High School:** Attended Chillicothe High School ... member of the first team all-state. **Personal:** Son of Teri Thorne and Sam Hargrave ... majoring in athletic training.



Dillon Hawkins

Freshman, Linebacker
6-0, 200 Pounds
Aledo, Texas
Aledo

47

High School: Attended Aledo High School ... first-team all-state ... recorded 218 tackles in his high school career ... member of Texas State Championship team. **Personal:** Son of Ron and Karen Hawkins ... has two siblings, Matthew and Sarah ... majoring in business.



Andrew Helmick

Junior, Wide Receiver
6-0, 180 Pounds
Kansas City, Mo.
Winnetonka

15

2010 THIRD-TEAM ALL-HAAC

	Rec.	Yards	TDs
2009	11	127	0
2010	20	437	6

Lindenwood: 2010- Appeared in 11 games ... named to the third-team All-HAAC ... rushed 12 times for 27 yards ... made 20 catches for 437 yards and six touchdowns ... led the team with five catches and 108 yards and two scores against Saint Francis. **2009-** Appeared in nine games ... caught 11 passes for 127 yards ... rushed seven times for 88 yards ... scored his first touchdown on a rush against Culver-Stockton ... had 90 all-purpose yards in that contest, including 64 on the ground. **High School:** First-team all-conference on offense and defense as a senior at Winnetonka High School ... second-team all-conference wide receiver and defensive back in 2007. **Personal:** The son of Jeanie Helmick ... a physical education major.






Jacob Heneisen

Freshman, Offensive Line
 6-3, 285 Pounds
 Jacksonville, Ill.
 Jacksonville

61

High School: Attended Jacksonville High School ... voted team MVP by his teammates ... three-time All-Central State team ... runner-up in the Central State Eight Lineman of the Year. **Personal:** Son of David and Rhonda Heneisen ... has three siblings, Danielle, Josh, and David ... majoring in history.



Jacob Hewitt

Sophomore, Wide Receiver
 6-1, 185 Pounds
 Kansas City, Mo.
 Oak Park

88

High School: Attended Oak Park in Kansas City, Mo. ... was named to the first-team all-conference his senior season ... holds the school record for receiving yards in a season. **Personal:** Son of Mark and Carolyn Hewitt ... has three siblings, Kyle, Julie, and Michael ... a physical education major.



Jarrell Holland

Junior, Linebacker
 5-11, 225 Pounds
 Pacoima, Calif.
 Taft

34

Prior to Lindenwood: Played two seasons at Moorpark College ... collected 71 tackles, 4.5 tackles for loss, and four sacks in his career. **High School:** Attended William Howard Taft. **Personal:** The son of Felincia Brown and John Holland ... has three siblings, Jamere, Cyn, and Johnny ... a studio art major.



Chris Howard

Senior, Linebacker
 5-10, 203 Pounds
 St. Louis, Mo.
 Parkway Central

52

	Tackles	TFL	Sacks
2009	62	2.5	.5
2010	64	4.5	2

Career- In his first 35 games, recorded 165 tackles ... has six fumble recoveries and one interception. **2010-** Played and started all 11 games ... tied for the team lead with 64 tackles ... tallied 4.5 tackles for a loss ... third on the team with two sacks ... recovered two fumbles and forced a fumble ... led the team with two blocked kicks ... had one interception ... led the team in tackles three times ... recorded a season-high nine tackles against Saint Francis. **2009-** Played in all 14 games and started one ... one of the team's top special teams players with 18 kickoff tackles ... finished tied for fifth on the team with 62 tackles ... led the team with three fumble recoveries ... led the team in tackles in three games ... in all three of those games, had double-figure tackles, including a season-high 11 against Culver-Stockton ... had 2.5 tackles for loss, including assisting on one in the national championship game ... had 1.5 tackles for loss against Culver-Stockton ... had eight tackles in four postseason games ... against Ottawa, had six tackles, a fumble recovery, and a pass breakup. **2008-** Appeared in 10 contests ... had 38 tackles, including 1.5 tackles for loss and one sack ... intercepted a pass versus Culver-Stockton ... had a fumble recovery against Graceland ... had a season-high seven tackles versus Culver-Stockton ... in his first collegiate game, had five tackles, including a sack, against Avila. **High School:** Attended Parkway Central High School.





Terance Jackson

Junior, Wide Receiver
6-2, 180 Pounds
Vidalia, Ga.
Vidalia

6

Duchesne High School ... as a junior, threw for 2,049 yards and 22 touchdowns ... as a senior, threw for 2,137 yards and 14 touchdowns, and had over 400 yards rushing and four rushing touchdowns ... second-team all-conference selection in 2007. **Personal:** The son of Perry and Cheryl Jasin ... has three siblings, Keith, Brittany, and Griffin ... a business major.



	Rec.	Yards	TDs
2009	5	58	0
2010	7	79	1

Lindenwood: 2010- Appeared in 10 games as a sophomore ... made seven catches for 79 yards ... scored one touchdown. **2009-** Appeared in seven games ... made five catches for 58 yards ... made one catch for 10 yards in the playoffs. **High School:** A four-year starter ... first-team all-region for three straight seasons ... as a senior, passed and rushed for over 1,500 yards and 14 touchdowns. **Personal:** The son of Delicia Jackson ... has two siblings, Courtney and Christopher ... a sports management major.



Joe Jennings

Sophomore, Offensive Line
6-2, 303 Pounds
St. Peters, Mo.
Fort Zumwalt South

60

High School: Attended Fort Zumwalt South High School in St. Peters, Mo. ... named to the all-conference team his senior season. **Personal:** Son of Greg Jennings, and Robert and Kim Kline ... has four siblings, Jordyn, Kelli, Cole, and Jacob ... majoring in business administration.



Davaris Jackson

Freshman, Cornerback
5-10, 175 Pounds
New Smyrna Beach, Fla.
New Smyrna Beach

43

High School: All-Volusia County first-team selection ... collected 85 tackles and picked off three passes.



Taylor Jasin

Junior, Quarterback
6-1, 196 Pounds
St. Charles, Mo.
Duchesne

14

	Comp.- Att.	Yards	TDs	Int.
2010	8-17	136	0	2

Lindenwood: 2010- Appeared in five games ... completed 47 percent of his passes ... threw for 136 yards. **2009-** Did not see action as a backup quarterback ... completed eight passes for 71 yards during the 2010 Spring Game. **2008-** Redshirted. **High School:** Attended



Blayr Jimmerson

Freshman, Wide Receiver
5-9, 180 Pounds
Los Angeles, Calif.
Windward Prep

34

High School: Attended Windward Prep High School. **Personal:** Son of Kandis Rowe ... majoring in communications.



Malcolm Jones

Freshman, Cornerback
6-0, 170 Pounds
Pittsburgh, Tenn.
South Pittsburgh

38

High School: Attended South Pittsburgh High School. **Personal:** Son of Robert Jones and Elisa Robinson ... has a brother, Robert ... majoring in health science.



Filip Jonsson

Sophomore, Linebacker
5-11, 215 Pounds
Orebro, Sweden

49

Prior to Lindenwood: Played at Benedictine College during the 2010 season ... appeared in eight games. **Personal:** The son of Cathrine Johannessen and Micael Jonsson ... has six siblings, Edvin, Mathilda, Julia, Nathalie, Josefine, and Tommy ... an international business major.



Brennan Longwell

Sophomore, Wide Receiver
5-11, 170 Pounds
O'Fallon, Mo.
Fort Zumwalt West

23

High School: Attended Fort Zumwalt West High School ... first-team all-metro and all-state ... holds Missouri state single-game receiving yards record with 336. **Personal:** Son of Kevin and Peggy Longwell ... has two siblings, Patrick and Natalie ... majoring in exercise science.




Morris Keseloff

Senior, Punter
6-0, 215 Pounds
Brea, Calif.
La Serna

45

2010 HONORABLE MENTION ALL-HAAC

Lindenwood: 2010- Named to the Honorable Mention All-HAAC squad ... punted 12 times for 511 yards ... had two punts over 50 yards ... had a long of 65 yards ... compiled two punts inside the 20 yard line. **Prior to Lindenwood:** Attended Saddleback College ... first-team all-conference as a sophomore ... averaged 39.4 yards per punt that season, with a long of 69 ... 19 of his 46 punts were inside the 20 ... averaged 37.7 yards per punt as a freshman and was second-team all-conference. **High School:** Attended La Serna High School.



Eduardo Magallon

Sophomore, Linebacker
6-0, 227 Pounds
Oxnard, Calif.
Oxnard

57

High School: Attended Oxnard High School ... PVL Linebacker of the Year ... named to the first-team all-league. **Personal:** Son of Ana Magallon ... majoring in criminal justice.



Joe Mathews

Freshman, Defensive End
6-4, 220 Pounds
O'Fallon, Mo.
St. Dominic

93

High School: Attended St. Dominic High School in O'Fallon, Mo.



Wes Kuhn

Freshman, Linebacker
5-11, 200 Pounds
St. Charles, Mo.
Francis Howell

59

High School: First-team all-conference and all-district selection at the linebacker position. **Personal:** The son of Kacey Kuhn ... has two brothers, Stu and Reeder ... a sports management major.



Tevin McCaskill

Junior, Cornerback
6-1, 185 Pounds
Miami, Fla.
Northwestern

26

Prior to Lindenwood: Attended Pasadena City College, McCaskill had a team-high three interceptions and was fourth with 53 tackles ... also recorded three tackles for loss and two pass breakups.



Jon McComb

Junior, Defensive End
6-2, 242 Pounds
Mahomet, Ill.
Mahomet-Seymour

41

Lindenwood: 2010- Appeared in seven games ... recorded four tackles and 0.5 tackles for loss. **High School:** Attended Mahomet-Seymour High School ... member of the 2006 and 2007 first team all-conference squads ... first-team all-area ... team captain in 2007 ... honorable mention all-state for Class 4A. **Personal:** Son of Max and Ellen McComb ... majoring exercise science.



Therman McGowan

Junior, Running back
5-10, 200 Pounds
San Francisco, Calif.
Santa Rosa

4

Prior to Lindenwood: Attended College of San Mateo, he led the team with 116.2 all-purpose yards a game ... caught 10 passes for 234 yards and two touchdowns, and rushed for 404 yards.



Dante Menard

Junior, Offensive Line
6-2, 285 Pounds
Cover D'Alene, Idaho
Lake City

64

Prior to Lindenwood: Attended City College of San Francisco ... helped that program win two conference championships and the 2010 Northern California Championship.



Jacob McDermott

Freshman, Wide Receiver
6-1, 190 Pounds
Overland Park, Kan.
Blue Valley

84

High School: Attended Blue Valley ... named to first-team all-Sun County ... second-team all-metro ... **Personal:** Son of Tammy and Pat McDermott ... has one sibling, Chris ... majoring in business.



Alex Meraz

Junior, Linebacker
5-11, 231 Pounds
Canadian, Texas
Canadian

55

	Tackles	TFL	Sacks
2009	44	3.5	1
2010	28	4	1

Lindenwood: 2010- Played all 11 of the Lions' contests ... compiled 28 total tackles, including 19 solo tackles ... tallied four tackles for loss ... had one sack and a forced fumble. **2009-** Appeared in all 14 games ... key member of the Lions special teams where he recorded 16 tackles, which was second on the team ... led the team with tackles on punts and was second on kickoffs ... was in the top 10 on the team with 44 tackles ... recorded a tackle in every game but one ... had 3.5 tackles for loss and one sack ... led the team with three forced fumbles ... had a season-high six tackles and forced a fumble against Missouri Valley ... had two tackles for loss versus Baker ... had back-to-back forced fumble against Graceland and William Jewell. **2008-** Redshirted. **High School:** Second-team all-state as a senior ... first-team all-district ... the Amarillo Globe News Defensive Player of the Year ... a team captain ... member of an undefeated state champions. **Personal:** The son of Jose and Dora Meraz ... has three siblings, Marisol, Jose Jr., and Patty ... a psychology major.





Kaleig Mohammad
Junior, Defensive Tackle
 6-4, 265 Pounds
 Kansas City, Mo.
 Central

89



Ty Munnerlyn
Junior, Wide Receiver
 6-1, 192 Pounds
 Ocala, Fla.
 Vanguard


16

	Tackles	TFL	Sacks
2009	9	0	0
2010	8	2	0

Lindenwood: 2010- Appeared in 10 games ... moved into the starting lineup in week five and started seven games ... made eight tackles, all on rushing plays ... had two tackles for loss ... had at least one tackle in seven of the 10 games he appeared in. 2009- Appeared in four games as a freshman ... totaled 10 tackles ... made 1.5 tackles for a loss ... had one quarterback sack.. **High School:** First-team all-state selection ... named the conference's Most Valuable Defensive Player. **Personal:** The son of Shaneeta Glabreath and Julian Mitchle ... has two siblings, Brittney and Whitney ... a criminal justice major.



Prior to Lindenwood: Leading receiver for the team in 2006 and 2007 ... as a freshman, caught 20 balls for 389 yards and five touchdowns ... the next season, caught 44 passes for 875 yards and eight touchdowns. **Personal:** The son of Tawana Munnerlyn and Oliver Rackard ... has eight siblings: Reshard, Ian, Devin, Derek, Chaz, Glen, Brett, and Johnathan ... a criminal justice major.



James Neal
Sophomore, Place Kicker
 5-8, 160 Pounds
 Mansfield, Texas
 Mansfield

35

Lindenwood: 2010 - Appeared in all 11 games ... was eight-for-nine in field goal attempts ... was eight-for-eight from 20-39 yards ... had a long of 36 yards ... was 61-for-67 on extra points ... second leading scorer on the team with 85 points ... had 15 kickoffs for 720 yards. **High School:** Attended Mansfield ... leading scorer for the 2007 season ... 2008 all-state academic team. **Personal:** The son of Gerald and Heather Neal ... has one sibling, Mackenzie ... an exercise science major.



Brock Montgomery
Freshman, Linebacker
 6-1, 195 Pounds
 St. Louis, Mo.
 Pattonville

97

High School: Attended Pattonville High School in St. Louis, Mo. **Personal:** Son of Cheryl and Brian Montgomery ... has three brothers, Brad, Blake, and Brett ... majoring in physical education.



Patrick Mouse
Freshman, Offensive Line
 6-2, 255 Pounds
 Blue Springs, Mo.
 Blue Springs

54

High School: Attended Blue Springs High School. **Personal:** Son of Joel and Christy Mouse ... has four siblings, Ed, Andy, Teresa, and Michael ... majoring in athletic training.





DeAndre Nichols

Senior, Offensive Line
6-2, 343 Pounds
Los Angeles, Calif.
Manual Arts

78

Prior to Lindenwood: Attended Mount San Antonio College and Delaware State ... named to the second-team all-conference in junior college. **High School:** Attended Manual Arts High School in California ... was named to the first-team all-conference as a sophomore, junior, and senior ... named all-city defensive lineman his senior season. **Personal:** Son of Bettie Nichols ... majoring in criminal justice.



Denodus O'Bryant

Junior, Running Back
5-9, 189 Pounds
Washington, Mo.
Washington

5

2009, 2010 First-Team VSN All-American
2009, 2010 HAAC MVP
2009, 2010 First-Team HAAC

	Rushes	Yards	Rush TDs	Catches	Rec. Yds.	Rec. TDs
2009	104	1000	15	18	274	4
2010	97	664	8	22	572	7

Lindenwood: 2010- Appeared in 11 games and had 10 starts ... for the second consecutive year was named the HAAC MVP ... led the team in rushing with 664 yards ... second on the team with eight rushing touchdowns ... averaged 60 yards a game on the ground ... caught 22 passes for 572 yards and seven touchdowns ... was ninth in the country in scoring (102 points), 10th in the country in total yards (1,620) ... 14th in all purpose yards per game (147.3) ... had two 100-yard rushing games ... led the team in rushing five times ... scored at least one touchdowns in six games ... scored a total of 17 touchdowns which was the fourth most in school history ... caught at least one pass in every game but two ... caught three passes for 135 yards and a score against Graceland ... led the team in receiving three times ... also led the team in kick return yards with 384 ... had a 95-yard kickoff return against Benedictine. **2009-** Appeared in 12 games and had eight starts ... HAAC Player of the Year, First-Team All-HAAC Running Back, and Honorable Mention All-

HAAC Kickoff Returner ... led the NAIA with 9.6 yards per rushing attempt ... scored once every 5.7 times that he touched the ball ... first in the NAIA in total scoring (144), second in scoring per game (12.0), 16th in all-purpose yards per game (145.9), and 23rd in rushing yards per game (83.3) ... set a Lindenwood record with 24 touchdowns with 15 rushing, four receiving, four from kickoff returns, and one on a special teams fumble return ... averaged 83.3 yards a game on the ground and finished the year with 1,000 total yards ... averaged 22.8 yards receiving a game and led the team in all purpose yards a game with 145.9 ... tied an NAIA record with four kickoff return touchdowns, accomplishing that in just 13 attempts, and he averaged 36.7 yards per kickoff return ... had 25 plays of 25 yards or more, including eight of 50 or more yards, with 14 coming on runs, four on pass receptions, and seven on kickoff returns ... 15 of his touchdowns have been 25 yards or longer, including 11 of 40 yards or more ... named the Offensive Player of the Game in the NAIA playoff games against Ottawa and Carroll ... in those two games, averaged 133.0 rushing yards and had six touchdowns ... had five games with over 100 rushing yards, including a season-high 157 versus Carroll ... had six games with two rushing touchdowns ... had a season-high 66 receiving yards and two receiving touchdowns against MidAmerica Nazarene. **High School:** Attended Washington ... two-time first-team all-conference selection ... rushed for 3,273 yards over his first three seasons and scored 44 touchdowns ... had two 1,000-yard rushing seasons, including a career-best 1,229 in 2007 ... had 15 rushing touchdowns and two receiving scores as a senior. **Personal:** The son of Joseph O'Bryant and Angela Stephens ... a sports management major ... has five siblings: Haliana, Kaelce, T, Dre, De'Ante.





Aaron O'Dell

Freshman, Offensive Line
6-3, 305 Pounds
Rochester, Ill.
Rochester

77

High School: Attended Rochester High School ... member of the 2010 Illinois Class 4a state championship team. **Personal:** Son of Darlene and Pat O'Dell ... has a brother Austin ... majoring in physical education.



Stephen Pace

Freshman, Defensive Back
6-2, 205 Pounds
St. Louis, Mo.
DeSmet

36

High School: Attended Desmet High School. **Personal:** Son of Terry Carlis ... has four siblings, Terrence, Burnetta, Shayla, and Teri ... majoring in business.



David Ortega

Senior, Quarterback
6-2, 223 Pounds
Blythe, Calif.
Palo Verde

2

	Att.-Comp.	Yards	Pass TDs	Int.
2009	38-65	482	1	2
2010	30-48	410	8	1

Lindenwood: 2010- Appeared in eight games as the second string quarterback ... started the final game of the regular season against William Jewell ... threw for 410 yards and eight touchdowns ... completed over 62 percent of his passes ... had 18 rushes for 62 yards ... against William Jewell, threw for 166 yards and three touchdowns. **2009-** Number two quarterback on the depth chart throughout the season ... appeared in 10 games ... completed 58.5 percent of his passes for 482 yards, one touchdown, and two interceptions ... rushed for 248 yards and two touchdowns, and averaged 9.5 yards per carry ... against Avila, rushed for 105 yards on five carries, including a 55-yard touchdown run ... top passing game came against Central Methodist when he completed four-of-eight passes for 139 yards. **Prior to Lindenwood:** Attended Palo Verde High School and Southwestern College ... threw for over 300 yards a game and had 40 touchdowns and six interceptions during his senior season of high school. **Personal:** The son of Jose Ortega, and his grandmother is Jennie Saiz ... has three siblings, Jermaine, Jerrell, and Bianca ... a marketing and human resources major.



Kadre Pinder

Senior, Offensive Line
6-2, 315 Pounds
Miramar, Fla.
Everglade

69

Prior to Lindenwood: Transfers from Ohio University ... also played one season at Fort Scott Community College ... registered 18 tackles and one sack at Fort Scott. **High School:** Participated in the BCAA Senior All-Star Classic ... helped his team win two district championships in 2005 and 2006 ... in 2006, made 13 tackles, including 10 solo stops ... did not allow a sack during his senior season ... played both offensive and defensive line. **Personal:** The son of Insley Pinder and Franka Saunders.



Joe Plassmeyer

Freshman, Quarterback
6-4, 220 Pounds
St. Louis, Mo.
Oakville

13

Lindenwood: 2010- Redshirted his first year. **High School:** Attended Oakville High School ... compiled over 4,800 yards passing in two seasons ... threw for 38 touchdowns ... member of squad that made it to the semifinals of the Missouri State Championships ... named the 2008 team MVP ... placed on the all-conference squad his senior season. **Personal:** Son of Joe and Maurie Plassmeyer ... has three siblings, Rachel, Natlie, and Audra ... majoring in business.



Jordan Porter

Junior, Linebacker
5-11, 195 Pounds
Blue Springs, Mo.
Blue Springs

40

Lindenwood: 2009- Appeared in six games ... recorded 13 tackles, including five solo stops ... eight of his tackles came on special teams, all on the kickoff unit ... had one tackle for loss against William Jewell ... made six tackles in his season debut versus Culver-Stockton ... had one tackle in each of his two playoff appearances against Langston and Ottawa. **High School:** Attended Blue Springs High School. **Personal:** Son of Mark Porter and Beth Donley ... has three siblings, Madison, Jimmy, and Logan ... a criminal justice major and a communications major.



Malach Radigan

Junior, Nose Guard
6-2, 257 Pounds
St. Charles, Mo.
Francis Howell

50

Lindenwood: 2010 - Battled injuries all season ... appeared in four games ... compiled six tackles ... recorded 1.5 tackles for a loss. **2009-** Appeared in eight games ... compiled 14 tackles, two for a loss ... had a season-high four tackles versus Culver-Stockton. **High School:** Attended Francis Howell High School. **Personal:** Son of Keri Brickey ... has six siblings, David, Adam, Ameera, Ameer, Nadia, and Tanner ... majoring in physical education.



Shane Priebe

Freshman, Linebacker
5-11, 210 Pounds
St. Charles, Mo.
Francis Howell Central

94

High School: Attended Francis Howell Central High School ... named to the Missouri Class Six All-GAC. **Personal:** Son of Jeff and Jody Blanton ... has four siblings, Megan, Erynn, Michael, Racheal ... majoring in entrepreneurship.



Brock Reed

Junior, Linebacker
6-2, 187 Pounds
Hannibal, Mo.
Palmyra

21

	Tackles	TFL	Sacks
2009	29	1	1
2010	41	3	0

Lindenwood: 2010- Appeared in 11 games with nine starts ... sixth on the team in tackles with 41 ... second on the team in interceptions with three ... compiled three tackles for a loss ... recovered one fumble. **2009-** Appeared in 10 games and started one ... racked up 29 total tackles, including 16 solo stops, and had at least one tackle in every game but one ... had one quarterback sack versus William Jewell ... had a season-high in tackles versus Baker with six. **High School:** Attended Palmyra High School ... first-team All-State Class 2 ... also earned all-district, all-area, and all-conference accolades. **Personal:** The son of Lance and Tamara Reed ... has three siblings, Kendra, Destiny, and Elina ... a criminal justice major with a sociology minor.



Vance Purdun

Freshman, Defensive Back
5-10, 185 Pounds
Princeton, Mo.
Princeton

39

High School: Two-time first-team all-state ... rushed for 5,851 yards during his career ... collected 2,324 rushing yards and 36 touchdowns during his senior season. **Personal:** The son of Carolyn and Troy Purdun ... has four siblings, Kelsey, Rylan, Kasen, and Jaden ... an education major.



Cody Reider

Junior, Defensive End
6-1, 225 Pounds
Ormond Beach, Fla.
Seabreeze

95

High School: First-team all-state Volusia County All-Star. **Personal:** The son of Gene and Heidi Reider ... has two siblings, Scarlett and Austin ... a criminal justice major.



Tony Ritzman

Junior, Linebacker
5-11, 218 Pounds
Lenexa, Kan.

44

Shawnee Mission West

	Tackles	TFL	Sacks
2009	38	6.5	1
2010	40	2	0

Lindenwood: 2010- Appeared and started in all 11 games ... totalled 40 tackles ... compiled two tackles for loss and one sack ... recovered one fumble. **2009-** Appeared in all 14 games ... made a total of 38 tackles ... two tackles came on special teams play ... recorded 6.5 tackles for loss ... had one sack and one interception ... had at least one tackle in every game ... compiled season-high six tackles against Central Methodist and Culver-Stockton ... had two passes defended over nationally-ranked MidAmerica Nazarene ... had five tackles in four postseason games. **High School:** First-team all-state and first-team all-conference. **Personal:** The son of Pam and Dave Ritzman ... has two siblings, Eric and Lacy ... a corporate communications major.



Alex Robinson

Freshman, Wide Receiver
5-9, 175 Pounds
Land O'Lakes, Fla.
Land O'Lakes

11

High School: As a senior at Land O'Lakes, was named to the second-team All-Tampa Bay Area ... caught 11 touchdowns and over 800 yards receiving. **Personal:** Son of Ingrid and Steve Robinson ... has two siblings, Collin and Mia ... majoring in business.



Sam Sealer

Freshman, Wide Receiver
6-0, 185 Pounds
Lee's Summit, Mo.
Lee's Summit

83

High School: Attended Lee's Summit High School ... named the Kansas City Metro Area's best wide receiver ... first-team all-state, all-metro, all-district, and all-conference ... compiled 77 catches for over 1,000 yards and 15 touchdowns. **Personal:** Son of Joel and Kristi Sealer ... has two siblings, Luke and Katie ... majoring in exercise science.



Dominick Sherman

Junior, Running Back
5-11, 195 Pounds
New Orleans, La.
MacDougal

3

	Rushes	Yards	TDs
2010	23	214	2



Lindenwood: 2010- Appeared in five games ... fourth on the team with 214 rushing yards ... averaged over nine yards a carry ... scored two rushing touchdowns ... averaged 43 rushing yards a game ... led the team in rushing against Baker with 31 yards. **Prior to Lindenwood:** Attended Vermilion Community College ... Honorable mention all-American ... an all-region selection ... first-team all-conference. **Personal:** The son of Dwight and Felicia Sherman ... has two siblings, Dwight and

De'Shawn ... a physical education major



Harrison Seigel

Freshman, Offensive Line
5-10, 245 Pounds
Creve Couer, Mo.
Parkway North

63

High School: Attended Parkway North ... was named the Offensive Line Player of the Week multiple times ... an all-Suburban selection. **Personal:** The son of Terrye Seigel ... a sports management major.



Chris Springer

Senior, Cornerback
5-10, 176 Pounds
Memphis, Tenn.
Westside

10

Prior to Lindenwood: Attended Bethel College ... appeared in five games in 2009 and made five tackles ... had one pass breakup ... played in two games as a freshman in 2008 and collected two stops.

High School: First-team all-Metro selection ... team defensive MVP ... named to the metro all-star game. **Personal:** The son of Alonzo and Rita Springer ... has one sibling, Andria ... an exercise science major.



Thomas Stubbs

Sophomore, Defensive End
6-4, 237 Pounds
Brentwood, Mo.
Brentwood

85

	Tackles	TFL	Sacks
2010	22	3.5	1.5

Lindenwood: 2010- Appeared in nine games ... compiled 22 tackles ... recorded 3.5 tackles for a loss and 1.5 sacks. **2009-** Took a redshirt his first season. **High School:** Attended Brentwood. **Personal:** Son of Dennis and Sharon Stubbs ... has two sisters, Emily and Lauren business administration major.



Nick Tepea

Senior, Defensive Back
5-11, 202 Pounds
Kailua, Hawaii
Kailua

12

	Tackles	TFL	Sacks
2010	40	6	2

Lindenwood: 2010- Appeared in nine games ... compiled the seventh most tackles on the team with 40 ... had six tackles for loss ... recorded two sacks ... forced three fumbles, along with one pass breakup and one pass defended ... **2009-** Appeared in six games, including three postseason contests ... compiled three tackles, with two on special teams. **Prior to Lindenwood:** Attended the College of the Canyons ... as a sophomore, was a team captain and second-team all-conference selection ... made 32 tackles with three tackles for loss. **High School:** All-star and all-state honorable mention ... first-team all-conference ... two-time team captain. **Personal:** The son of Andra and Keone Phithamma ... has two siblings, Patrick Tepea and Patricia Phithamma ... an exercise science major.



John Uribe

Junior, Quarterback
6-0, 190 Pounds
Santa Barbara, Calif.
Santa Barbara

9

Prior to Lindenwood: Played two seasons at Santa Barbara Community College ... as a sophomore, was named conference MVP ... threw for 2,554 yards and 23 touchdowns in 2010 ... completed 182-of-291 passes, averaged 255.40 yards a game, and had just seven interceptions ... as a freshman, played in six games and averaged 149.50 yards a game ... for his career, threw for 3,451 yards and 26 touchdowns, and completed over 60 percent of his passes. **High School:** Attended Santa Barbara High School.



Josh Vaughn

Freshman, Offensive Line
6-3, 320 Pounds
Farmington, Mo.
Farmington

73

High School: Attended Farmington High School ... two-time first team all-conference and all-district ... second team all-state in 2009 and third-team all-state in 2008. **Personal:** Son of Kevin and Kelly Vaughn ... has two siblings, Colton and Kelsy ... undeclared major.



Xavier Warren

Freshman, Defensive End
6-1, 235 Pounds
Cedar Hill, Texas
Cedar Hill

92

High School: Attended Cedar Hill High School ... earned first- and second-team all-district honors during his career. **Personal:** Son of Martha Warren-Epting and Roy Epting ... has two siblings, Roy and De'Angelia ... majoring in computer science.



Gary Wilson

Freshman, Wide Receiver
5-8, 165 Pounds
Springfield, Ill.
Sacred Heart-Griffin

28

Prior to Lindenwood: Attended Salisbury. **High School:** Attended Sacred Heart-Griffin ... named to the all-state team in 2008-09 ... all-conference team member in 2008 and 2009. **Personal:** Son of Michele and Gary Wilson ... has two brothers, Greg and Larry ... majoring in criminal justice.



Brian Winters

Junior, Linebacker
6-0, 195 Pounds
Columbia, Ill.
Columbia

19

High School: Attended Columbia High School. **Personal:** Son of John and Risa Winters ... majoring in sports management.



James Wofford


Junior, Defensive Back
6-0, 195 Pounds
Dardene Prairie, Mo.
Timberland

29

	Tackles	TFL	Int.
2009	17	2	1

Lindenwood: 2010- Appeared in 11 games with one start ... recorded 17 tackles ... totalled two tackles for a loss ... had one interception ... compiled one pass breakup and two pass defended ... recovered one fumble ... recorded at least one tackle in every game but two. **2009-** Appeared in 11 games ... key member of the special teams making 10 tackles on kickoffs ... compiled 17 tackles during the season, including 13 solo stops ... two fumble recoveries, one against Graceland and Ottawa ... his turnover recovery against Ottawa helped spark a 37-0 third quarter for the Lions ... had a season-high four tackles in the playoffs against both Langston and Ottawa.

High School: Attended Timberland High School.



J.T. Young

Freshman, Offensive Line
6-2, 280 Pounds
St. Peters, Mo.
Fort Zumwalt East

67

High School: Attended Fort Zumwalt East High School ... named to the honorable mention all-conference his sophomore season ... named to the first team his junior and senior season. **Personal:** Son of Laurie and Joel Young ... majoring in fire and paramedic science.



2011 OPPONENTS

UNIVERSITY OF NORTHERN COLORADO

SEPTEMBER 3 › GREELEY, COLO. › 1:30 P.M.

COACHING STAFF

Head Coach	Earnest Collins Jr.
Alma Mater	Northern Colorado
Record at UNC	0-0 (First Season)
Career Record	8-12 (Third Season)
Phone Number	970-351-1065
Def. Coord.	Zach Shay
Off. Coord.	Michael Armour
Special Teams	James Jones
LB Coach	Derrick Davison
QB Coach	Jon Boyer
WR Coach	Keith Grable



GENERAL INFORMATION

Location	Greeley, Colorado
Founded	1889
Enrollment	12,358
School Colors	Blue and Gold
Conference	Big Sky (NCAA FCS)
Stadium	Nottingham Field
Capacity	8,533
Surface	Natural Grass
Starters Returning/Lost	14/10
President	Kay Norton
Athletic Director	Jay Hinrichs

2011 SCHEDULE

Date	Opponent	Time
9/3	Lindenwood	1:30 p.m.
9/10	at Colorado State	12 p.m.
9/17	at Idaho State*	3:35 p.m.
9/24	Weber State*	1:35 p.m.
10/1	at Montana *	1:05 p.m.
10/8	Sacramento State*	1:35 p.m.
10/15	at Eastern Washington*	5:05 p.m.
10/22	Montana State*	1:35 p.m.
10/29	North Dakota	1:35 p.m.
11/5	at Northern Arizona*	4:05 p.m.
11/12	Portland State*	12:05 p.m.

SPORTS INFORMATION

Sports Information Director	Heather Kennedy
Office Phone Number	970-351-1065
Fax Number	970-351-2018
Email Address	heather.kennedy@unco.edu
Website	uncbears.com
Press Box Number	970-351-1995

2010 SCHEDULE

Date	Opponent	Results
9/04	Adams State	W 54-0
9/11	at Weber State*	L 47-50
9/18	Idaho State*	W 35-21
9/25	at Michigan State	L 7-45
10/2	Montana*	W 30-7
10/9	at Sacramento State*	L 7-42
10/16	Eastern Washington*	L 28-35
10/23	at Montana State*	L 35-37
10/30	at South Dakota	L 6-34
11/6	Northern Arizona*	L 14-21
11/13	at Portland State*	W 35-30

GRACELAND UNIVERSITY

SEPTEMBER 10 • ST. CHARLES, MO. • 6:00 P.M.

COACHING STAFF

Head Coach	Jeff Douglas
Alma Mater	Graceland University (1984)
Record at GU	1-10 (Second Season)
Career Record	1-10 (Second Season)
Phone Number	641-784-5312
Def. Coord.	Dominic Robinson
Off. Coord.	Richard Davis
Off. Line/Tight Ends	Erik Coffey
Def. Line/ Special Teams	Marcus Kious
WR Coach	Clayton Braddock
Defensive Secondary	Khalil Carter



GENERAL INFORMATION

Location	Lamoni, Iowa
Founded	1895
Enrollment	1,000
School Colors	Navy & Gold
Conference	Heart of America (NAIA)
Stadium	Huntsman Field at the Bruce Jenner Sports Complex
Capacity	3,000
Surface	Field Turf
Starters Returning/Lost	11/11
President	John D. Sellars
Athletic Director	Jeff Falkner

2011 SCHEDULE

Date	Opponent	Time
9/3	at Culver-Stockton*	1:30 p.m.
9/10	at Lindenwood	6 p.m.
9/17	at Benedictine*	1 p.m.
10/1	Peru State*	2 p.m.
10/8	at Evangel*	1:30 p.m.
10/15	Central Methodist*	2 p.m.
10/22	at Missouri Valley*	2 p.m.
10/29	MidAmerica Nazarene*	2 p.m.
11/5	at Avila*	1 p.m.
11/12	Baker*	2 p.m.

SPORTS INFORMATION

Sports Information Director	Matt Shelton
Office Phone Number	641-784-5318
Fax Number	641-784-5472
Email Address	mshelton@graceland.edu
Website	www.gujackets.com
Press Box Number	641-784-5367

2010 SCHEDULE

Date	Opponent	Results
9/4	William Penn	L 3-30
9/11	at William Jewell*	L 9-31
9/18	Evangel*	W 27-25
9/25	at Central Methodist*	L 0-10
10/2	Missouri Valley*	L 12-33
10/9	at MidAmerica Naz*	L 22-54
10/16	Avila*	L 21-27
10/23	at Baker*	L 12-23
10/30	Culver-Stockton*	L 33-38
11/6	at Lindenwood*	L 33-77
11/13	Benedictine*	L 6-24

SAINT JOSEPH'S COLLEGE

SEPTEMBER 17 · ST. CHARLES, MO. · 6:00 P.M.

COACHING STAFF

Head Coach	Cory Sanders
Alma Mater	Saint Joseph's
Record at SJC	0-0 (First Season)
Career Record	0-0 (First Season)
Phone Number	219-866-6132
WR Coach	Calvin Blackmon Jr.
DL Coach	David Denham
QB Coach	Michael LaFleur
DB Coach	Dan Lemke



GENERAL INFORMATION

Location	Rensselaer, Ind.
Founded	1889
Enrollment	1,030
Conference	Great Lakes Valley Conference (NCAA Division III)
Stadium	Alumni Stadium
Capacity	4,000
Surface	Natural Grass
President	F. Dennis Riegelnegg
Athletic Director	Bill Massoels

2011 SCHEDULE

Date	Opponent	Time
9/3	at Ohio Dominican	11 a.m.
9/10	Sheperd	12 p.m.
9/17	at Lindenwood	6 p.m.
9/24	Southwest Baptist	12 p.m.
10/1	Robert Morris	2 p.m.
10/8	at Notre Dame College	11 p.m.
10/15	at Urbana*	11 p.m.
10/22	Kentucky Wesleyan*	12 p.m.
10/29	William Jewell	12 p.m.
11/5	at Missouri S&T	12 p.m.

SPORTS INFORMATION

Sports Information Director	Ken Badylak
Office Phone Number	219-866-6141
Email Address	kbadylak@saintjoe.edu
Website	athletics.saintjoe.edu

2010 SCHEDULE

Date	Opponent	Results
8/28	Truman State	L 13-23
9/4	at Indiana State	L 7-57
9/11	at Sheperd	L 0-55
9/18	at Valparaiso	W 50-7
10/2	at Lincoln	W 58-22
10/9	Notre Dame College	W 37-7
10/16	Urbana	W 27-20
10/23	at Kentucky Wesleyan	W 43-35
10/30	at Southwest Baptist	L 43-51
11/6	Missouri S&T	L 21-27

UNIVERSITY OF MISSOURI S&T

SEPTEMBER 24 · ROLLA, MO. · 6:30 P.M.

COACHING STAFF

Head Coach	David Brown
Alma Mater	Cal Poly, 1997
Record at MST	3-8 (Second Season)
Career Record	3-8 (One Season)
Phone Number	573-341-4957
Def. Coord.	Brett Sykes
Off. Coord.	Andrew Ravadge



GENERAL INFORMATION

Location	Rolla, Mo.
Founded	1870
Enrollment	7,000
School Colors	Silver, Gold, and Green
Conference	Independent (NCAA Division II)
Stadium	Allgood-Bailey Stadium
Capacity	8,000
Surface	Grass
Starters Returning/Lost	15/7
President	Dr. John Carney III
Athletic Director	Mark Mullin

2011 SCHEDULE

Date	Opponent	Time
9/3	at Oklahoma Panhandle	7 p.m.
9/10	Midwestern State	6:30 p.m.
9/17	at Drake	6 p.m.
9/24	Lindenwood	6:30 p.m.
10/1	at Northwestern Oklahoma	3 p.m.
10/8	South Dakota Mines & Tech	1 p.m.
10/15	at Kentucky Wesleyan	1 p.m.
10/22	William Jewell	1 p.m.
10/29	at Urbana	11 p.m.
11/5	Saint Joseph's	1 p.m.
11/12	at South Dakota	12 p.m.

SPORTS INFORMATION

Sports Information Director	John Kean
Office Phone Number	573-341-4140
Fax Number	573-341-4880
Email Address	jkean@mst.edu
Website	sports.mst.edu

2010 SCHEDULE

Date	Opponent	Results
9/4	William Penn	L 3-30
9/11	at William Jewell*	L 9-31
9/18	Evangel*	W 27-25
9/25	at Central Methodist*	L 0-10
10/2	Missouri Valley*	L 12-33
10/9	at MidAmerica Naz*	L 22-54
10/16	Avila*	L 21-27
10/23	at Baker*	L 12-23
10/30	Culver-Stockton*	L 33-38
11/6	at Lindenwood*	L 33-77
11/13	Benedictine*	L 6-24

UNIVERSITY OF SOUTH DAKOTA

OCTOBER 1 · VERMILLION, SD. · 4:00 P.M.

COACHING STAFF

Head Coach	Ed Meierkort
Alma Mater	Dakota Wesleyan
Record at USD	44-23 (Eighth Season)
Career Record	99-78 (19th Season)
Phone Number	605-677-5927
Def. Coord.	Chuck Morrell
Off. Coord.	Wesley Beschorner
Special Teams	Jake Sprague
LB Coach	Adam Breske
DB Coach	Nick Benedetto
WR Coach	Tim Triplett



GENERAL INFORMATION

Location	Vermillion, S.D.
Founded	1862
Enrollment	10,151
School Colors	Red and White
Conference	Great West (NCAA FCS)
Stadium	Dakota Dome
Capacity	10,000
Surface	Turf
President	James W. Abbott
Athletic Director	David Saylor

2011 SCHEDULE

Date	Opponent	Time
9/3	at Air Force	1 p.m.
9/10	Eastern Washington	4 p.m.
9/17	Northwestern Okla. St.	4 p.m.
9/24	at Wisconsin	TBA
10/1	Lindenwood	4 p.m.
10/8	Southern Utah*	4 p.m.
10/15	at Illinois State	3 p.m.
10/22	UC Davis*	4 p.m.
10/29	at Cal Poly*	8:05 p.m.
11/12	Missouri S&T	12 p.m.
11/19	at North Dakota*	1 p.m.

SPORTS INFORMATION

Sports Information Director	Tom Berg
Office Phone Number	605-677-5927
Fax Number	605-677-5618
Email Address	tom.berg@usd.edu
Website	usdcoyotes.com
Press Box Number	605-677-576

2010 SCHEDULE

Date	Opponent	Results
9/4	at Central Florida	L 7-38
9/11	at Minnesota	W 41-38
9/18	Northwestern Okla. St.	W 48-14
9/25	at North Dakota State	L 16-38
10/2	North Dakota*	W 27-17
10/9	at UC Davis*	L 13-17
10/16	Northern Iowa	L 14-19
10/23	at Southern Utah*	L 13-31
10/30	Northern Colorado	W 34-6
11/6	Cal Poly*	L 24-38
11/13	at Lamar	L 20-24

TEXAS A&M UNIVERSITY - KINGSVILLE

OCTOBER 8 · KINGSVILLE, TEXAS · 7:00 P.M.

COACHING STAFF

Head Coach	Bo Atterberry
Alma Mater	Southeastern Oklahoma
Record at A&M	29-17 (Fifth Year)
Career Record	29-17 (Fifth Year)
Phone Number	361-593-2411
Def. Coord.	David Calloway
Off. Coord.	Clay Patterson
RB Coach	Joe Barron
OL Coach	Jaime Martinez
LB Coach	Kyle Pool
WR Coach	John Schroff



GENERAL INFORMATION

Location	Kingsville, Texas
Founded	1925
Enrollment	5,904
School Colors	Blue and Gold
Conference	Lone Star (NCAA Division II)
Stadium	Javelina Stadium
Capacity	15,000
Surface	Natural Grass
Starters Returning/Lost	12/12
President	Dr. Steven H. Tallant
Athletic Director	Kenneth Oliver

2011 SCHEDULE

Date	Opponent	Time
9/2	at Central Washington	2 p.m.
9/10	Minot State	7 p.m.
9/17	at West Texas A&M	8 p.m.
9/24	at Midwestern State	7 p.m.
10/1	Texas A&M-Commerce	7 p.m.
10/8	Lindenwood	7 p.m.
10/15	at Incarnate Word	7 p.m.
10/22	Tarleton State	7 p.m.
10/29	at Angelo State	6 p.m.
11/5	Abilene Christian	7 p.m.
11/12	at Eastern new Mexico	2 p.m.

SPORTS INFORMATION

Sports Information Director	Shane Meling
Office Phone Number	361-593-2870
Fax Number	361-593-3488
Email Address	shane.meling@tamuk.edu
website	www.javelinaathletics.com
Press Box Number	361-59-2594

2010 SCHEDULE

Date	Opponent	Results
9/2	at Northwest Missouri	W 16-7
9/11	at East Central	W 20-7
9/18	Texas A&M-Commerce	W 21-0
9/25	at Incarnate Word*	W 37-9
10/2	Abilene Christian*	L 24-31
10/9	at Angelo State*	W 28-21
10/16	West Texas A&M*	W 28-24
10/23	at Tarleton State*	W 13-10
10/30	at Southwestern Okla.	W 56-17
11/6	Midwestern State	W 27-7
11/13	Southeastern Oklahoma	W 38-24
11/27	Northwest Missouri State	L 31-35

KANSAS WESLEYAN UNIVERSITY

OCTOBER 15 • ST. CHARELS, MO. • 1:30 P.M.

COACHING STAFF

Head Coach	Dave Dallas
Alma Mater	Missouri Western
Record at KWU	79-61 (14 seasons)
Career Record	117-100-1 (22 seasons)
Phone Number	785-827-5541 ext. 3172
Def. Coord.	Bob Frey
Off. Coord.	Chris Snyder
QB and WR Coach	Drew Dallas
OL Coach	Rex Pippenger
LB Coach	Garett Cook
DL Coach	Mike Lango



GENERAL INFORMATION

Location	Salina, Kan.
Founded	1886
Enrollment	825
School Colors	Purple and Gold
Conference	Kansas Collegiate Athletic (NAIA)
Stadium	Salina Stadium
Capacity	7,000
Surface	Turf
Starters Returning/Lost	14/12
President	Fletcher Lamkin
Athletic Director	Matthew Williams

2011 SCHEDULE

Date	Opponent	Time
9/3	at Southern Nazarene	6 p.m.
9/10	at Ottawa*	6 p.m.
9/17	Sterling*	6 p.m.
9/24	Bethany*	6 p.m.
10/1	at Friends*	7 p.m.
10/8	Tabor*	1:30 p.m.
10/15	at Lindenwood*	1:30 p.m.
10/22	at Bethel*	1:30 p.m.
10/29	Southwestern College*	1:30 p.m.
11/5	at McPherson*	1:30 p.m.
11/12	University of St. Mary*	1:30 p.m.

SPORTS INFORMATION

Sports Information Director	David Toelle
Office Phone Number	785-827-5541 ext. 3146
Fax Number	785-827-0927
Email Address	sportsinfo@kwu.edu
Website	www.kwucoyotes.com
Press Box Number	785-643-0913

2010 SCHEDULE


Date	Opponent	Results
9/11	at Tabor*	W 23-20
9/18	University of St. Mary*	W 59-17
9/25	Bethel*	W 45-0
10/2	at Bethany*	W 66-49
10/9	Haskell Indian Nations*	W 59-7
10/16	at McPherson*	L 42-56
10/23	Sterling*	L 21-22
10/30	Ottawa*	L 45-49
11/6	at Friends*	W 36-33
11/13	at Southwestern*	W 72-48

AZUSA PACIFIC UNIVERISTY

OCTOBER 22 › ST. CHARLES, MO. › 1:30 P.M.

COACHING STAFF

Head Coach	Victor Santa Cruz
Alma Mater	Hawaii
Record at AP	14-28 (Fourth Season)
Career Record	Same
Phone Number	626-815-6000, ext. 3541
Def. Coord.	Brian Willmer
Off. Coord.	Rudy Carlton
Kickers	Jack Coppes
WR Coach	Damon Hicklin
RB Coach	Ben Buys
DL Coach	Peder Moore



GENERAL INFORMATION

Location	Azusa, Calif.
Founded	1899
Enrollment	4,300
School Colors	Brick and Black
Conference	Golden State Athletic (NAIA)
Stadium	Cougar Athletic Stadium
Capacity	2,000
Surface	Natural Grass
Starters Returning/Lost	12/10
President	Jon Wallace
Athletic Director	Bill Odell

2011 SCHEDULE

Date	Opponent	Time
9/3	San Diego	6 p.m.
9/10	La Verne	6 p.m.
9/17	Whittier	6 p.m.
9/24	Chapman	6 p.m.
10/1	Webber International	6 p.m.
10/8	McPherson	6 p.m.
10/15	at Dixie State	TBA
10/22	at Lindenwood	1:30 p.m.
10/29	Southern Oregon	6 p.m.
11/5	at Menlo	TBA

SPORTS INFORMATION

Sports Information Director	Gary Pine
Office Phone Number	626-815-5085
Fax Number	626-815-5084
Email Address	gpine@apu.edu
Website	apu.edu/athletics

2010 SCHEDULE

Date	Opponent	Results
9/4	at San Diego	W 42-14
9/11	Le Verne	W 59-14
9/18	Whittier	W 46-21
9/25	at Chapman	W 35-17
10/2	at Webber International	L 10-13
10/9	Humboldt State	L 32-49
10/23	at Western Oregon	L 17-38
10/30	at Southern Oregon	W 38-13
11/6	at Lincoln	W 59-14
11/20	at Carroll	L 21-35

CULVER - STOCKTON COLLEGE

OCTOBER 29 › ST. CHARLES, MO. › 1:30 P.M.

COACHING STAFF

Head Coach	Jeff Duvendeck
Alma Mater	Central Michigan
Record at KWU	0-0 (First Seasons)
Career Record	0-0 (First Seasons)
Phone Number	573-288-6581
Def. Coord.	Brandon Lemer
OL Coach	Bryan Hiller
RB Coach	Justin Gumm
DB Coach	Andrew Strobel
WR Coach	Doug Savage



GENERAL INFORMATION

Location	Canton, Mo.
Founded	1853
Enrollment	800
School Colors	Royal Blue and White
Conference	Heart of America (NAIA)
Stadium	Ellison Poulton Stadium
Capacity	2,022
Surface	Grass
Starters Returning/Lost	18/9
President	Mr. Richard Valentine
Athletic Director	Greg McVey

2011 SCHEDULE

Date	Opponent	Time
9/3	Graceland*	1:30 p.m.
9/10	at Peru State*	1 p.m.
9/17	Evangel*	1 p.m.
9/24	at Central Methodist*	6 p.m.
10/1	Missouri Valley*	2 p.m.
10/8	at MidAmerica Naz.*	6 p.m.
10/15	Avila*	1 p.m.
10/22	at Baker*	2 p.m.
10/29	at Lindenwood	1:30 p.m.
11/5	at William Jewell	1:30 p.m.
11/12	at Benedictine*	1 p.m.

SPORTS INFORMATION

Sports Information Director	John Schild
Office Phone Number	573-288-6532
Fax Number	573-288-6338
Email Address	jschild@culver.edu
website	www.culver.edu/athletics
Press Box Number	573-288-6550

2010 SCHEDULE

Date	Opponent	Results
9/04	Central Methodist*	L 0-40
9/11	at Missouri Valley*	L 0-70
9/18	MidAmerica Nazarene*	L 13-46
9/25	at Avila*	L 7-21
10/2	Baker*	L 10-63
10/9	Peru State	L 14-24
10/16	at Lindenwood*	L 19-90
10/23	Benedictine*	L 17-45
10/30	at Graceland*	W 38-33
11/6	William Jewell*	L 13-21
11/13	at Evangel*	L 31-45


UNIVERSITY OF CENTRAL MISSOURI

NOVEMBER 5 › ST. CHARLES, MO. › 1:30 P.M.

COACHING STAFF

Head Coach Jim Svoboda
 Alma Mater Northwestern College (1983)
 Record at CMU 11-3 (Second Season)
 Career Record 63-22 (Eighth Season)

Def. Coord. Matt Jeter
 OL Coach Hank McClung
 DL Coach Chuck Clemens
 WR Coach Josh Lamberson



GENERAL INFORMATION

Location Warrensburg, Mo.
 Founded 1871
 Enrollment 11,000
 School Colors Cardinal and Black
 Conference Mid-America Intercollegiate (NCAA Division II)
 Stadium Audrey J. Walton Stadium
 Capacity 10,000
 Surface Sprinturf
 Starters Returning/Lost 14/8
 President Dr. Chuck Ambrose
 Athletic Director Jerry Hughes

2011 SCHEDULE

Date	Opponent	Time
9/1	Missouri Southern*	7 p.m.
9/10	at Missouri Western*	6 p.m.
9/17	at Emporia State*	1 p.m.
9/24	Truman*	1:30 p.m.
10/1	Arkansas Tech	1:30 p.m.
10/8	Northwest Mo. State*	1:30 p.m.
10/15	at Fort Hayes State*	7 p.m.
10/22	Pittsburgh State*	1:30 p.m.
10/29	at Lincoln*	2 p.m.
11/5	at Lindenwood	1:30 p.m.
11/12	at Washburn*	1 p.m.

SPORTS INFORMATION

Sports Information Director Rob McCutcheon
 Office Phone Number 660-543-4312
 Fax Number 660-543-8034
 Email Address rmccutcheon@ucmo.edu
 Website www.ucmo.edu/athletics
 Press Box Number 660-543-8198

2010 SCHEDULE

Date	Opponent	Results
8/28	at Southwest Baptist*	W 60-13
9/2	at Illinois State	L 54-55
9/11	Emporia State*	W 31-13
9/18	at Pittsburgh State*	W 37-20
9/25	Washburn*	W 55-45
10/2	at Truman State*	W 38-14
10/9	at Fort Hays State*	W 30-27
10/16	Missouri Western*	W 43-21
10/23	Nebraska-Omaha*	W 34-31
10/30	at Missouri Southern*	W 34-21
11/6	Northwest Missouri*	L 16-17
11/20	West Texas A&M	W 55-35
11/27	at Abilene Christian	W 55-41
12/4	at Northwest Missouri	L 20-37

UNIVERSITY OF CENTRAL OKLAHOMA

NOVEMBER 12 • EDMOND, OKLA. • 2:00 P.M.

COACHING STAFF

Head Coach Tracy Holland
 Alma Mater Northern Colorado
 Record at UCO 13-20 (Fourth Season)
 Career Record 13-20 (Fourth Season)
 Phone Number 405-974-2147

Assistant Head Coach Steve Patterson
 Off. Coord. Chase Harp
 DL Coach Tyler Caid
 OL Coach Buzz Edwards
 WR Coach Patrick Kenedy



GENERAL INFORMATION

Location Edmond, Okla.
 Founded 1890
 Enrollment 17,083
 School Colors Bronze and Blue
 Conference Independent (NCAA II)
 Stadium Wantland Stadium
 Capacity 10,000
 Surface Field Turf
 Starters Returning/Lost 8/14
 President W. Roger Webb
 Athletic Director Joe Muller

2011 SCHEDULE

Date	Opponent	Time
9/1	at North Alabama	7 p.m.
9/10	at SE Okla. State	6 p.m.
9/17	at Angelo State	2 p.m.
9/24	at SW Okla. State	6 p.m.
10/1	East Central	2 p.m.
10/8	at Calif. Polytechnic	6:05 p.m.
10/15	at Washburn	1 p.m.
10/22	Fort Hays State	2 p.m.
10/27	Black Hills State	6 p.m.
11/5	Northeastern State	2 p.m.
11/12	Lindenwood	2 p.m.

SPORTS INFORMATION

Sports Information Director Mike Kirk
 Office Phone Number 405-974-2142
 Fax Number 405-974-3820
 Email Address mkirk@uco.edu
 website www.bronchosports.com
 Press Box Number 405-974-3174

2010 SCHEDULE

Date	Opponent	Results
8/28	Pittsburgh State	L 20-31
9/11	Tarleton State	W 37-21
9/18	at Incarnate Word	L 41-42
9/25	Midwestern State	L 24-30
10/2	East Central*	W 31-28
10/9	at Eastern New Mexico*	L 31-49
10/16	Southeastern Okl. St.*	L 55-56
10/23	at Northeastern St.*	L 28-39
10/30	Texas A&M-Commerce*	L 30-31
11/6	at Southwestern Ok St.*	L 24-31
11/13	at Angelo State	L 35-49



2010 SEASON IN REVIEW

The 2010 Lindenwood football season had some of the highest expectations in program history. After falling just a few points short in the 2009 NAIA National Championship game the players, coaches, and fans had a thoughts of taking that final step to a championship. The season would also be the program's last chance to win a national title at the NAIA level.

After falling to Sioux Falls in the championship game in 2009, the Lions were given the program's highest preseason ranking at No. 2.

With the expectations high as ever the team did not disappoint in the opening game of the season. For the first time in school history, the Lions started the season on a Thursday under the lights. Despite a lengthy lightning delay just minutes into the game, Lindenwood jumped out early and scored 21 first quarter points. The Lions continued to push the gas pedal all the way down. Heading into the fourth the quarter Lindenwood was already leading 62-7, and it cruised to the first win of the season 68-7.

In the wins senior quarterback Philip Staback started one of the best seasons in program history for a quarterback. He threw for 385 yards and three touchdowns. Three receivers had over 100 yards, led by Matt Bramow's 174.

The first road game of the season did not faze the team much at all. At Central Methodist, the Lions once again jumped out to an early lead. After scoring 13 points in the first quarter, they exploded for 36 in the second quarter to take 49-0 lead into the locker room. The break did not slow down Lindenwood as it scored 20 more points and

moved to 2-0 with a 69-7 win.

Staback once gain had a huge day, he threw just one incomplection in 18 attempts and threw five touchdowns. Jamere Holland was the recipient of four of those completions for 114 yards and he also scored two touchdowns.

Week three was the first of back-to-back games against ranked opponents. Up first was No. 8 Missouri Valley. Lindenwood scored first just 48 seconds into the game to take an early 7-0 lead. But the Vikings answered right back, tying the score at seven just two minutes later. The contest headed into the half with the Lions leading by just seven points. Lindenwood widened the lead in the third quarter scoring 14 unanswered points to take a 35-14 lead into the fourth quarter. Missouri Valley outscored the Lions 13-10 in the final quarter but it was too little, too late, and Lindenwood rolled to 3-0 after the 45-27 win.

For the second consecutive game the Staback-to-Holland connection was on fire. Holland collected 158 yards of Staback's 404 passing yards on the night. Denodus O'Bryant also had a big night scoring a pair of touchdowns on the ground.

The second week of tough games saw Lindenwood travel to Olathe, Kan., to take on the No. 6 ranked MidAmerica Nazarene Pioneers. It was a rainy, sloppy night in Olathe, and the Lions had their lowest offensive output on the season.

MidAmerica scored first to take a 7-0 lead, and it wasn't until late in the first quarter when the Lions tied the score. Both teams scored 13 points in the second quarter and the game headed into the half with the game tied at 20.

There was not much offense in the second half from either team. The only points were scored via two field goals by the Pioneers. Lindenwood had a few chances late in the contest to take control of the game, but two costly turnovers sent the Lions to their first HAAC loss in 22 games.

Nate Orlando had a big game on the ground rushing for 100 yards on 18 attempts, and also scored three touchdowns.

Avila University had the unfortunate task of taking on a very hungry Lions squad next. It took Lindenwood all of 12 seconds to score. O'Bryant took the opening kick back 84 yards for a touchdown. From that point on it was all Lindenwood, all the time. The Lions scored 33 points in the first half and 20 more in the final half to beat up on the Eagles 53-9.

After struggling in the rain the week



before, Staback bounced back in a big way. He threw for 299 yards and five touchdowns. Bramow also had a big day catching six passes for 117 yards and two scores. The Lindenwood defense had a good day picking off three passes and forcing two fumbles.

For the first time in two seasons the Lions were held scoreless in the first quarter against Baker University in Baldwin City, Kan. After scoring nothing in the first quarter, the Lindenwood offense woke up and scored three times to take a 21-7 lead into the half. To start the second half, the Lions scored 28 unanswered points and rolled to the 48-14 road victory.

For the second time in the season, Staback threw for over 400 yards. This time it was 436 yards, and he also tossed a school-record six touchdowns. Eleven different receivers caught passes, led by Holland, who corralled six passes for 172 yards.

Homecoming was next up for the Lions, and the Culver-Stockton Wildcats were the opponents. The Wildcats never had a chance as Lindenwood trounced Culver-Stockton 90-19. The score at the halftime break was 48-3 and the second half was much of the same. The points was the most points scored in a game in program history.

The Lindenwood ground game dominated the contest. As a team, the Lions rushed the ball 35 times for a school-record 376 yards. The team averaged over 10 yards a carry on the day. O'Bryant had a huge day rushing for 134 yards on just five carries and scored two touchdowns.

Up next, for Lindenwood was a road game against Benedictine. For the second time in 2010, O'Bryant took the opening kick to



the house. This time it was 95 yards, and the Lions took the early 7-0 lead. The Ravens answered back 10 minutes later tying the game at seven. The two teams traded the next two touchdowns, but Lindenwood scored late in the opening half to take the 21-17 advantage at the break.

The Lions were the only team to score in the third quarter, and then outscored the Ravens 12-7 in the fourth quarter to improve their record to 7-1.

O'Bryant led the way for the Lions' offense on the ground and through the air. He caught five passes for 103 yards and a score, and also rushed for 109 yards and a touchdown.

The Lions would wrap up their regular-season home schedule with a contest against Graceland. For just the second time in the 2010 season, Lindenwood did not score the first points of the game. Graceland capitalized on a turnover to take a 6-0 lead. The lead did not last long as the Lions took the next possession 63 yards for the score. The first quarter was filled with points with Lindenwood leading 28-13 after the opening 15 minutes. The second quarter saw the Lions outscore the Yellowjackets 21-6.

Again, the Lions scored 21 points in the third quarter and then rolled to the 77-33 win over Graceland. For the fourth consecutive season, Lindenwood finished the regular-season undefeated at home.

Staback led the way offensively for the Lions, throwing three touchdown passes to go along with 385 yards. O'Bryant and Bramow each caught a touchdown pass.

To wrap up the regular-season, Lindenwood travelled to Liberty, Mo., to take on the William Jewell Cardinals. The Lions played the game without Staback but still rolled to the 29-18 victory. David Ortega started at quarterback and threw three touchdowns.

For the third consecutive season, the Lions hosted a first round game in the NAIA National Championship Series. This year it was No. 10 ranked Saint Francis. The two evenly matched teams went into the locker rooms at the half tied at 17. Lindenwood scored the first touchdown of the second half, but the Cougars answered right back with 14 points to take the lead.

Lindenwood scored late in the third quarter to tie the game, heading into the



fourth quarter. Saint Francis took the lead, but O'Bryant scored to tie the game. The Cougars capitalized on a late turnover and scored with 22 seconds remaining to win 46-38.

The Lions did not reach their high expectations, but the 2010 team will go down as one of the best in program history. The team broke nine season records and 10 single-game record.

Individually, the Lions dominated the awards circuit. O'Bryant was named the 2010 HAAC Most Valuable Player and Staback was the 2010 HAAC Offensive Player of the Year. Twenty Lions were named to the football all-conference teams.

O'Bryant was named the HAAC MVP for the second straight season after he led the conference with 17 touchdowns. He scored eight rushing, seven receiving, and two kickoff return touchdowns. He averaged 60.4 rushing yards a game and had 6.8 yards a carry. He also caught 22 passes for 52.0 yards a game and averaged 34.9 yards on 11 kickoff returns.

Staback, who was second-team all-HAAC in 2009, became just the second quarterback in NAIA history to complete over 75 percent of his passes. He led the NAIA in pass efficiency (225) and passing yards per game (332.9) and was third in total offense per game (344.2). For the season, he threw for 3,329 yards and 34 touchdowns. Staback was also named to the AFCA All-American Team.

Five other players joined O'Bryant and Staback on the first-team. Bramow and offensive lineman Dan Jones were offensive selections, linebacker Dan Carlisle and cornerback Hakim Thomas were defensive picks, and Holland was first-team as a punt returner.

Bramow caught 47 passes for 893 yards

and 11 touchdowns. He earned all-conference for the third time after being honorable mention in 2008 and third-team in 2009. Jones, a left tackle who was a four-year starter for the Lions, was named first-team after being honorable mention in both 2008 and 2009.

Carlisle graduates as a four-time all-conference selection after earning honorable mention his first three years. He tied for the team-high with 64 tackles and also had 7.5 tackles for loss, one interception, one fumble recovery, and one forced fumble. Thomas earned all-conference for the first time after leading the team with four interceptions and six pass breakups. He had 44 tackles and a forced fumble on the year.

Holland averaged 17.7 yards per punt return and had one touchdown on punt returns. He was also a second-team pick as a wide receiver after having 42 receptions for 899 receiving yards and eight touchdowns.

Center Billy Clark, left guard Kyle Schaper, Orlando, defensive lineman Kellen Dreyer, and safety Damien James were other second-team picks. Orlando, who was a third-team selection in 2008, rushed for 597 yards and 12 rushing touchdowns and had one receiving touchdown. Dreyer led the team with 11.0 tackles for loss, and had 23 tackles and 2.5 sacks.


Third-team honors went to Bunton, Matt Atley, Keenan Mace, and Andrew Helmick. Bunton, who was a first-team kickoff returner in 2008, earned third-team in 2010 as a wide receiver. He caught 23 passes for 295 yards and four touchdowns. Atley was the starting right guard on the team's offensive line. Mace, a defensive lineman, led the team with three forced fumbles and recorded 24 tackles and 5.0 tackles for loss. Helmick was a third-team athlete and honorable mention wide receiver. He caught 20 passes for 437 yards and six touchdowns.

Honorable mention defenders were Brock Reed, Donald Collier, and Cody Fogle, and Morris Keseloff was an honorable mention punter. Reed had 41 tackles, three tackles for loss, and three interceptions. Collier had 40 tackles, one interception, and three pass breakups during his true freshman season. Fogle, an honorable mention pick last season, had 50 tackles, 5.5 sacks, two interceptions, and two forced fumbles.

2010 FOOTBALL SEASON



PHILIP STABACK
HAAC OFFENSIVE PLAYER OF THE YEAR
AFCA NAIA COACHES' ALL-AMERICAN
1ST TEAM ALL-HAAC
2ND TEAM VSN ALL-AMERICAN



DAN JONES
1ST TEAM ALL-HAAC
2ND TEAM VSN ALL-AMERICAN



DENODUS O'BRYANT
HAAC MVP
1ST TEAM ALL-HAAC
1ST TEAM VSN ALL-AMERICAN



DAN CARLISLE
1ST TEAM ALL-HAAC
HONORABLE MENTION
VSN ALL-AMERICAN

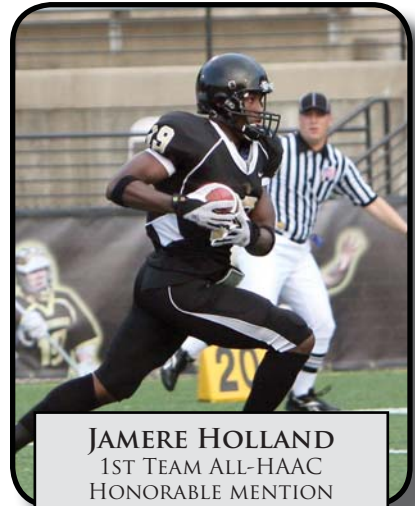


HAKIM THOMAS
1ST TEAM ALL-HAAC
HONORABLE MENTION
VSN ALL-AMERICAN

AWARD WINNERS



MATT BRAMOW
1ST TEAM ALL-HAAC



JAMERE HOLLAND
1ST TEAM ALL-HAAC
HONORABLE MENTION
VSN ALL-AMERICAN

SECOND TEAM ALL-HAAC

- BILLY CLARK
- KYLE SHAPER
- NATE ORLANDO
- KELLEN DRYER
- DAMIAN JAMES

THIRD TEAM ALL-HAAC

- MIKE BUNTON
- MATT ATLEY
- KEENAN MACE
- ANDREW HELMICK

HONORABLE MENTION ALL-HAAC

- BROCK REED
- DONALD COLLIER
- CODY FOGLE
- MORRIS KESELOFF

#2 LINDENWOOD 68, EVANGEL 7 SEPT. 2 - ST. CHARLES, MO.

It took over four hours for the No. 2 Lindenwood football team to outlast the weather at Hunter Stadium in St. Charles, Mo., but once the lightning cleared the area the Lions routed Evangel by a 68-7 score in the season opener for both teams.

Lightning delayed the game after just eight plays had been run in the first quarter. On the first play when action resumed, Denodus O'Bryant scored on a six-yard run. That set the tone for the first half which eventually ended with the Lions leading 49-0.

Seven different Lindenwood players scored in the first half as the Lions rolled up 569 yards of total offense. Philip Staback was 19-of-21 passing for 385 yards and three touchdowns, and three of his receivers went over 100 yards receiving in the first two quarters. Matt Bramow, Andrew Helmick, and Donald Fusilier all caught touchdown passes, and Bramow, Helmick, and Jamere Holland were over 100 yards receiving. Other touchdowns came on the ground from Dominick Sherman, Nate Orlando, and Mike Bunton.

Lindenwood scored two more times in the third quarter to go up 56-0. Bramow caught his second touchdown pass and David Ortega threw a scoring pass to Terance Jackson. After the Jackson touchdown, the Lions had reached the end zone in each of their first nine possessions.

The lone bright spot for Evangel came late in the third quarter when it scored a defensive touchdown. Taylor Jasin threw an incomplete backwards pass and Evangel scooped up the live ball and returned it 55 yards. The scoring ended early in the fourth quarter when Blake Conreaux intercepted a pass and returned in 42 yards for a Lindenwood defensive touchdown.

Lindenwood's defense did not allow a point in the game and held Evangel to just 2.5 yards per play. The Crusaders had 53 rushing yards on 42 attempts, and just 116 passing yards. Lindenwood also held Evangel to just seven-of-20 on third and fourth downs.

Chris Howard led the defensive unit with 10 tackles, including a sack. Hakim Thomas had an interception, and Jason Young and Duke Middleton each had a sack.

Offensively, Lindenwood finished with school records of 735 yards of total offense and 552 passing yards. Another school mark broken was most points in a half (49) and the 68 total points tied for the third most in Lions history.

Bramow finished with 174 yards receiving on eight receptions. Holland had 143 receiving yards and Helmick collected 106. LeMarien Parson was the leading rusher with 64 yards, one more than O'Bryant.



Evangel at Lindenwood

	1	2	3	4	F
Evangel	0	0	7	0	7
Lindenwood	21	28	13	6	68

Team Statistics

	EU	LU
First Downs	14	33
Net Rushing	42-53	41-183
Net Passing	116	552
Total Offense	169	735
Passing	15-26-2	28-37-2
Punting	5-164	0-0
Fumbles-Lost	2-0	3-1
Return Yards	194	81
Penalties-Yards	8-78	11-90

Individual Leaders

Rushing: EU- Bailey 14-53-0, Meyer 12-50-0, J. Walker 4-9-0, Others 12- -59-0; LU- Parson 12-64-0, O'Bryant 7-63-1, Sherman 6-38-0, Orlando 7-34-1, Bunton 3-20-1, Others 6- -26-0.

Passing: EU- Roepke 11-17-1-91-0, Brimhill 4-9-1-25-0; LU- Staback 19-21-0-385-3, Jasin 3-8-2-46-0, Ortega 5-7-0-50-2, Jackson 1-1-0-71-0.

Receiving: EU- Windham 4-34-0, Ross 2-31-0, C. Walker 2-16-0, Meyer 2-9-0, Bailey 2-1-0, Others 3-25-0; LU- Bramow 8-174-2, Holland 6-143-0, Helmick 4-106-1, Jackson 2-42-1, Sherman 2-34-0, Bunton 2-23-0, Fusilier 2-20-1, Canada 1-8-0

#2 LINDENWOOD 69, CENTRAL METHODIST 7 SEPT. 11 - FAYETTE, MO.

For the second straight week, the No. 2 Lindenwood football team jumped out to a 49-0 halftime lead on its way to a Heart of America Athletic Conference victory. This time, the Lions went on the road and defeated Central Methodist by a 69-7 score.

Lindenwood's offense started slow with an interception and punt on two of its first three possessions. The defense picked them up though by forcing a punt and two turnovers on the Eagles' first three possessions. After a Dan Carlisle interception in Central Methodist territory, the offense found its rhythm, scoring on the very next play. The Lions offense was not stopped again for the rest of the half and the special teams also added a touchdown as Lindenwood put the game away with a 36-0 second quarter.

In the second half, Lindenwood added three more touchdowns before Central Methodist ended Lindenwood's shutout bid with just 24 seconds remaining in the game.

For the game, Lindenwood's defense allowed just 265 yards, with 96 coming on the ground and 169 through the air. The Lions forced four turnovers and eight punts and also had a turnover on downs.

Carlisle tied for the team-high with seven tackles and also had a fumble recovery to go along with his interception. Jason Young also had seven tackles, and Kellen Dreyer had a team-high 2.5 tackles for loss. Cody Fogle had five tackles, an interception, and a pass breakup.

Offensively, the Lions had 617 total yards, which was the fourth-highest total in school history. The team had 330 in the air in the first half before going to the ground game in the second half, collecting 163 rushing yards.

Jamere Holland led the scoring with three touchdowns. He caught four passes for 114 yards and two scores and also added an 84-yard punt return touchdown. In one half of play, Philip Staback completed 17 of 19 passes for 330 yards and five touchdowns. Denodus O'Bryant had three catches for 93 yards and one touchdown, and Matt Bramow caught four passes for 80 yards and a score. The final touchdown reception went to Donald Fusilier. On the ground, Nate Orlando led the team with 73 yards and two touchdowns. LeMarien Parson also scored two rushing touchdowns.



Lindenwood at Central Methodist

	1	2	3	4	F
Lindenwood	13	36	6	14	69
Central Methodist	0	0	0	7	7

Team Statistics

	LU	CMU
First Downs	26	15
Net Rushing	32-214	38-106
Net Passing	403	169
Total Offense	617	275
Passing	22-27-1	22-40-2
Punting	2-78	8-273
Fumbles-Lost	1-1	3-2
Return Yards	150	167
Penalties-Yards	8-64	9-81

Individual Leaders

Rushing: LU- Orlando 10-73-2, O'Bryant 5-30-0, Parson 6-23-2, Ortega 3-21-0, Staback 2-20-0, Others 6-48-0; CMU- Crawford 5-48-0, Mathews 7-36-0, Allen 16-29-0, Jackson 8-17-0, Perryman 1-0-0, Woodruff 1-24-0.

Passing: LU- Staback 17-18-1-330-5, Ortega 4-8-0-37-0, Jasin 1-1-0-36-0; CMU- Jackson 16-29-2-105-0, Crawford 6-11-0-64-1.

Receiving: LU- Holland 4-114-2, Bramow 4-80-1, Bunton 4-33-0, O'Bryant 3-93-1, Canada 2-41-0, Helmick 2-17-0, Others 3-25-1. CMU- Carrillo 6-80-0, Lehman 4-40-0, Carter 4-19-0, Brodic 3-24-0, Others 5-6-1.

Defensive Leaders: LU- Carlisle (seven tackles, one FR, one INT), Young (seven tackles, 0.5 TFL), Epstein (six tackles, one FF), Fogle (five tackles, one INT); CMU- Hall (nine tackles, 1 TFL), Brown (seven tackles), Fitchpatrick (five tackles, 1 INT), Boyce (five tackles, one FF).

#2 LINDENWOOD 45, #8 MISSOURI VALLEY 27 SEPT. 18 - ST. CHARLES, MO.

The No. 2 Lindenwood football team won its top 10 showdown at Hunter Stadium with No. 8 Missouri Valley, 45-27, Saturday night.

Both teams had quick touchdown drives to start the contest. On the third play of the game, Philip Staback found Jamere Holland for a 58-yard touchdown reception. The Vikings took advantage of good field position after the kickoff to tie the contest four plays later.

The teams traded punts until Lindenwood's Jason Young sacked Missouri Valley's Chris White and forced a fumble which Keenan Mace recovered near midfield. For the second time on third down, Staback completed a long touchdown pass, this time finding Matt Bramow for a 43-yard strike.

Midway through the second quarter, Missouri Valley added a touchdown off Lindenwood's lone turnover of the night. The Vikings took six plays to go 80 yards to tie it with 8:58 remaining in the half. Lindenwood answered right away with a 10-play drive that was capped off by a 10-yard run by Denodus O'Bryant. The Vikings nearly tied it before half, but Hakim Thomas picked off White's pass in the redzone and Lindenwood went into the break up by seven.

In the third quarter, Lindenwood pulled away from the Vikings by increasing its lead to 35-14. The defense allowed just 51 yards in the 15 minutes, and the offense scored both times it touched the ball. The first score was a seven-yard run by Staback, and the second was O'Bryant's second rushing touchdown of the game from 14 yards out.

The Vikings added two touchdowns in the fourth quarter, but Lindenwood also scored 10 on a field goal by James Neal and a two-yard touchdown run by Nate Orlando.

The Lions compiled over 500 yards of offense against a Missouri Valley defense that had allowed just 161 total yards in its first two games. Lindenwood averaged nearly eight yards per play and nearly five yards per rush.

Staback threw for over 400 yards and had two touchdown passes and a touchdown run. Both Holland and Bramow had 100-yard receiving games. Holland caught 11 passes for 158 yards and Bramow hauled in seven passes for 135 yards. O'Bryant led the rushing game with 53 yards and two scores, and Orlando finished with 38 yards.

Defensively, the Lions had three turnovers and held the Vikings to just 2.7 yards per rush. Missouri Valley had 303 yards passing, but 126 of those yards came on two big plays over 60 yards.

Dan Carlisle led the defense with nine total tackles, two tackles for loss, and a sack. Cody Fogle posted eight tackles. Chris Howard had the other fumble recovery.



Missouri Valley at Lindenwood

	1	2	3	4	F
Missouri Valley	7	7	0	13	27
Lindenwood	14	7	14	10	45

Team Statistics

	MVC	LU
First Downs	23	28
Net Rushing	32-85	27-127
Net Passing	303	404
Total Offense	388	531
Passing	25-34-1	27-40-1
Punting	3-80	3-137
Fumbles-Lost	2-2	0-0
Return Yards	172	92
Penalties-Yards	9-70	17-165

Individual Leaders

Rushing: MVC- Hardin 20-89-1, Sanford 6-21-0, McClee 1-4-0, White 5- -29-0; LU- O'Bryant 10-53-2, Orlando 9-38-1, Parson 3-17-0, Staback 2-14-1, Helmick 2-6-0.

Passing: MVC- White 25-34-1-303-3; LU- Staback 27-40-1-404-2.

Receiving: MVC- Madry 5-33-0, Taylor 4-86-0, Reid 3-37-0, Aubin 3-27-1, Hardin 3-7-0, Pinta 2-67-2, Williams 2-17-0, Others 3-29-0; LU- Holland 11-158-1, Bramow 7-135-1, Fusilier 2-30-0, Parson 2-19-0, Bunton 2-11-0, Angell 1-29-0, Helmick 1-15-0, O'Bryant 1-7-0.

Defensive Leaders: MVC- Kraft (7 tackles), Buster (7 tackles, 1.5 TFL), Andrews (6 tackles, 1 INT, 1 breakup), Williams (6 tackles), Davis (5 tackles, 1 TFL); LU- Carlisle (9 tackles, 1 sack, 2 TFL), Fogle (eight tackles), Reed (seven tackles), Epstein (seven tackles), Thomas (4 tackles, 1 INT), Tepea (4 tackles, 3 TFL).

#6 MIDAMERICA NAZARENE 26, #2 LINDENWOOD 20 SEPT. 25 - OLATHE, KAN.

The No. 2 Lindenwood football team made too many mistakes against No. 6 MidAmerica Nazarene and it cost the team its 22-game HAAC winning streak. The Lions fell to the Pioneers by a 26-20 score in Olathe, Kan.

The Lions had five turnovers in the game, with four coming in the second half when Lindenwood was kept off the scoreboard. The score had been tied 20-20 at halftime but a pair of third quarter field goals by MidAmerica Nazarene were the difference in the game.

MidAmerica Nazarene made a statement early in the game with an interception on the second play of the contest. It took the Pioneers just six plays to go 35 yards and take a 7-0 lead. Lindenwood answered with an 18-play, 94-yard drive that took nearly 10 minutes off the clock. Nate Orlando finished that drive with a two-yard rushing touchdown.

The second quarter saw most of the scoring action with the two teams combining for five scoring drives. The Pioneers retook the lead with an early touchdown, but Lindenwood took advantage of a Pioneer fumble and tied it midway through the quarter on another Orlando run. MidAmerica Nazarene kicked a field goal with less than three minutes remaining before Lindenwood took its only lead of the game on Orlando's third touchdown. The Lions, who missed the PAT on a bad snap, left too much time on the clock and the Pioneers added another field goal with one second remaining in the half.

In the third quarter, MidAmerica Nazarene controlled the clock and added two more field goals to go up 26-20. Lindenwood threatened early in the fourth, but on a fourth-down play from the three-yard line the Lions fumbled and the Pioneers recovered. The defense did its job and forced a punt, and the offense marched into the red zone again. Once again, a turnover ended the drive, this time on an interception. Lindenwood's defense forced one more punt, but it was fumbled. MidAmerica Nazarene recovered the fumble and picked up two first downs to run out the clock.

Orlando led Lindenwood's offense with 98 rushing yards and 11 receiving yards to go along with his three touchdowns. Philip Staback threw for 198 yards, and Donald Fusilier was the leading receiving with 42 yards. Matt Bramow had a team-high four receptions for 41 yards.

Brock Reed forced the only MidAmerica Nazarene turnover with a first quarter fumble recovery. Dan Carlisle had Lindenwood's lone sack and led the team with 11 tackles and three tackles for loss. Donald Collier, in his first collegiate start, picked up nine tackles, and Damian James had eight stops.



Lindenwood at MidAmerica Nazarene

	1	2	3	4	F
Lindenwood	7	13	0	0	20
MidAmerica	7	13	6	0	26

Team Statistics

	MNU	LU
First Downs	25	19
Net Rushing	51-259	39-146
Net Passing	77	198
Total Offense	302	567
Passing	6-13-0	17-26-3
Punting	2-105	2-74
Fumbles-Lost	1-1	2-2
Return Yards	0	22
Penalties-Yards	12-127	9-91

Individual Leaders

Rushing: MNU- Gates 23-141, Ransburg 15-79, Conyers 1-17, Johnson 7-15, Tillman 3-9; LU - Orlando 18-98, Staback 8-38, O'Bryant 11-12, Helmick 2--2
 Passing: MNU- Ransburg 6-13-0-77-1; LU- Staback 17-26-3-198-0.

Receiving: MNU - Redmon 2-32, Conyers 2-23, Houchen 1-20, Gates 1-2; LU - Bramow 4-41, Holland 3-41, Canada 3-34, Fusilier 2-42, Bunton 2-14, Angell 1-12, Orlando 1-11, O'Bryant 1-3

Defensive Leaders: MNU - Rodriguez (7 Tackles), Rose (6 Tackles, 2 TFL, FF), Wood (5 Tackles), Camacho(3 Tackles); LU - Carlisle (6 Tackles, 3 TFL) Collier (4 Tackles), James (5 Tackles), Fogle (2 Tackles)

#6 LINDENWOOD 53, AVILA 9 OCT. 2 - ST. CHARLES, MO.

The No. 6 Lindenwood football team got back to its winning ways with a 53-9 win over Avila. The victory was the program's 22nd straight win at Harlen C. Hunter Stadium.

Special teams sparked the win, starting on the opening kickoff which Denodus O'Bryant returned 84 yards for a touchdown. In the first half alone, special teams also blocked a punt for a safety, forced a fumble, and helped Lindenwood have an average starting field position on Avila's side of the field.

After O'Bryant's kickoff return touchdown, the two teams traded punts before Avila had its longest drive of the night and reached Lindenwood's eight yard line. On the 11th play, Donald Collier picked off a pass in the endzone to end the threat. Lindenwood came right back down and went up 14-0 on a Philip Staback pass to Matt Bramow.

In the second quarter, the Lions extended their lead to 33-0. O'Bryant and Bramow each made touchdown receptions, the special team scored its safety, and James Neal kicked a 36-yard field goal.

O'Bryant added his third touchdown on Lindenwood's first drive of the second-half. The PAT failed though and Avila earned its first points with a defensive PAT. Later in the quarter, Avila scored its lone touchdown of the game on a 31-yard reception.

Lindenwood closed out the scoring in the first four minutes of the fourth quarter on a LeMarien Parson run and a pass to Matt Angell.

For the game, Lindenwood's offense had 567 total yards of offense, including 247 rushing and 320 passing. The Lions defense allowed just over 300 yards of offense and had five turnovers.

Staback finished the game with 299 passing yards and five touchdowns. Bramow caught six passes for 117 yards and two touchdowns. O'Bryant had 65 rushing yards and also caught three passes for 59 yards and two touchdowns.

Defensively, Nick Tepea led the team with seven tackles, one tackle for loss, and two forced fumbles. Thomas Stubbs and Dan Carlisle also had seven tackles apiece. James Wofford, and Damian James had interceptions, and Cody Fogle and James Wofford had fumble recoveries. Scott Cozart recorded a sack.



Avila at Lindenwood

	1	2	3	4	F
Avila	0	0	9	0	9
Lindenwood	14	19	6	14	53

Team Statistics

	AU	LU
First Downs	16	24
Net Rushing	40-104	31-247
Net Passing	198	320
Total Offense	302	567
Passing	13-31-3	20-30-0
Punting	7-226	2-103
Fumbles-Lost	2-2	0-0
Return Yards	80	198
Penalties-Yards	2-20	12-100

Individual Leaders

Rushing: AU- Jackson 30-105-0, Cole 5-9-0, Childs 4-4-0; LU- Orlando 10-68-0, O'Bryant 6-65-0, Sherman 4-53-0, Bunton 2-29-0, Holland 1-17-0, Parson 3-9-1, Staback 3-6-0, Ortega 1-2-0.

Passing: AU- Cole 13-31-3-198-1; LU- Staback 18-26-0-299-5, Ortega 2-4-0-21-0.

Receiving: AU- Taylor 5-64-1, Mattison 3-23-0, Bland 2-65-0, King 2-30-0, Walkup 1-16-0; LU- Bramow 6-117-2, O'Bryant 3-59-2, Angell 3-55-1, Canada 3-23-0, Bunton 2-30-0, Fusilier 2-8-0, Parson 1-28-0.

Defensive Leaders: AU- Truitt (7 tackles), Staten (6 tackles), Murphy (4 tackles, 1 PBK), Kondracki (1 sack); LU- Tepea (7 tackles, 1 TFL, 2 FF), Stubbs (7 tackles, 1 TFL), Carlisle (7 tackles), Collier (1 INT), Wofford (1 INT, 1 FR), James (1 INT), Fogle (1 FR), Howard (6 tackles, 1 Block).

LION FOOTBALL

#6 LINDENWOOD 48, BAKER 14 OCT. 9 - BALDWIN CITY, KAN.

Philip Staback set a school record with six touchdown passes and the No. 6 Lindenwood football team had one of its best passing days in school history during a 48-14 victory at Baker.

Staback was 27-of-32 passing on the day for 436 yards. His six touchdown passes broke the previous record of five, which had been done four other times, including twice by Staback earlier in the season. Mike Bunton and Matt Bramow each caught two touchdown passes, and Andrew Helmick and Jamere Holland had the other receiving touchdowns. Staback's 436 yards passing was the third-most in school history and the team's total 490 passing yards was the second-best in program history.

Lindenwood moved the ball and dominated possession throughout the first quarter, but the 15 minutes ended in a 0-0 tie after the Lions turned it over twice on downs in the red zone.

In the second, both teams found some offensive success. Lindenwood scored on the first play of the quarter when Helmick caught an 18-yard touchdown pass. After Baker missed a field goal, Holland had a 76-yard reception, setting up an eventual touchdown pass to Bunton. The Wildcats scored seven on their next possession but left too much time on the clock. The Lions scored once more before half on a Denodus O'Bryant 10-yard touchdown run.

Defense and special teams then helped Lindenwood put the game out of reach in the third quarter. Baker went three-and-out after receiving the kickoff, and Chris Howard blocked the punt. Lindenwood took over in the red zone, and one play later Bramow was in the endzone. After another three-and-out, Damian James returned Baker's kick 67 yards to set the offense up again in the red zone. This drive ended with Holland catching the touchdown reception.

Twice more in the fourth quarter, Lindenwood got possession of the ball in Baker territory and both times ended in touchdowns, with Bramow and Bunton each collecting their second scores. Baker scored in the final minute to make the final margin 48-14.

Holland led the receivers with six receptions for 172 yards. Bramow had five catches for 61 yards, and Helmick had 73 receiving yards. Dominick Sherman led the rushing attack with 31 yards.

O'Bryant made school history on the day when he became the school's career leader for touchdowns scored.

Lindenwood's defense made Baker one-dimensional as the Wildcats had under 100 passing yards until late in the fourth quarter. The Wildcats had 13 drives and the Lions allowed them into Lindenwood territory on just four of them. Thomas Stubbs and Howard each had eight tackles and were in on a sack. The game's lone turnover was a fumble recovery by Keenan Mace.



Lindenwood at Baker

	1	2	3	4	F
Lindenwood	0	21	13	14	48
Baker	0	7	0	7	14

Team Statistics

	LU	BU
First Downs	23	19
Net Rushing	29-74	45-176
Net Passing	490	159
Total Offense	564	335
Passing	32-43-0	17-31-0
Punting	1-49	6-229
Fumbles-Lost	1-0	2-1
Return Yards	113	157
Penalties-Yards	5-30	8-75

Individual Leaders

Rushing: LU- Sherman 3-31-0, O'Bryant 7-28-1, Staback 7-22-0, Orlando 3-9-0, Ortega 1-5-0, Parson 2-2-0, Bunton 2-1-0, Others 4-24-0; BU- Meyer 16-77-1, Babb 16-58-0, Morse 7-26-0, Terrill 5-23-0, Faust 1-8-0.

Passing: LU- Staback 27-32-0-436-6, Ortega 4-8-0-49-0, Jasin 1-3-0-5-0; BU- Morse 9-19-0-72-0, Faust 8-12-0-87-1.

Receiving: LU- Holland 6-172-1, Bramow 5-61-2, Orlando 4-1-0, Helmick 3-73-1, Angell 3-26-0, Bunton 2-42-2, Others 9-117-0; BU- Babb 5-62-2, Green 4-35-0, Harris 2-19-0, Hatcher 2-4-0, Others 4-39-0.

Defensive Leaders: LU- Howard (8 tackles, 0.5 sack, 1 block), Stubbs (8 tackles, 1 sack), Fogle (4 tackles, 2 TFL, 1 FF), Mace (1 FR), Thomas (2 Pass Breakups), Cozart (1 TFL, 1 FF); Steele (15 tackles, 1.5 TFL), Pearce (14 tackles, 1 TFL), Brock (11 tackles, 1 TFL), Miller (6 tackles, 3.5 TFL, 2 Pass Breakups).

#6 LINDENWOOD 90, CULVER-STOCKTON 19 OCT. 16 - ST. CHARLES, MO.

The Lindenwood football team set a school record for points and largest margin of victory during its Homecoming contest against Culver-Stockton. The Lions defeated the Wildcats by a 90-19 score.

It took just 34 seconds for Lindenwood to score when Philip Staback connected with Matt Bramow on a 38-yard touchdown pass on the third play from scrimmage. For the rest of the half, Lindenwood's offense scored with its running game with five rushing touchdowns. Nate Orlando scored three times and Denodus O'Bryant had a pair. With less than two minutes remaining in the half, Cody Fogle scored on a 79-yard interception return to make it 48-3 Lions at the break.

Lindenwood's offense continued to put up points in the second half with three touchdowns each in the third and fourth quarters. O'Bryant, Orlando, and Mike Bunton had receiving touchdowns in the third. Dominick Sherman, LeMarien Parson, and Blake Arnette had rushing touchdowns in the fourth.

The Lions scored on 13 of 16 possessions with two fumbles and the final horn being the only Culver-Stockton stops. For the game, Lindenwood had 721 yards of total offense, with 376 on the ground and 345 in the air. The rushing total set a new school standard, as did the eight rushing touchdowns. The total yardage was the second-most in school history.

Individually, the Lions set a record as well. Bramow caught his 22nd career touchdown reception, which was a new school standard.

O'Bryant finished the game with 134 yards rushing, 83 receiving, and 56 on kickoff returns. He averaged nearly 25 yards the 11 times he touched the ball. Orlando touched the ball just four times but had touchdowns every time but one. He finished with 30 yards rushing and 28 receiving.

Parson had exactly 100 rushing yards, and Sherman had 50 on the ground. Jamere Holland had three receptions for 59 yards, Bunton had three receptions for 44 yards, and Bramow had 49 receiving yards. Staback finished the day 15 of 19 for 277 yards and three touchdowns. David Ortega also threw a touchdown pass.

Defensively, the Lions allowed just three points in the first half and that occurred when Culver-Stockton took over on the Lindenwood 11 after a long fumble return. The Wildcats did score two touchdowns and a field goal in the final 25 minutes after the Lions were well ahead on the scoreboard. For the game, Lindenwood allowed just 87 passing yards, the second time this year it held a team under 100 in that category.

Tyler Epstein led the team with six tackles, and Kellen Dreyer had 3.5 tackles for loss and 1.5 sacks, both team-highs. The Lions picked off three passes as Brock Reed and Hakim Thomas also had interceptions.



Culver-Stockton at Lindenwood

	1	2	3	4	F
Culver-Stockton	0	3	10	6	19
Lindenwood	27	21	21	21	90

Team Statistics

	CSC	LU
First Downs	16	30
Net Rushing	57-240	35-376
Net Passing	87	345
Total Offense	327	721
Passing	8-23-3	19-23-0
Punting	7-229	0-0
Fumbles-Lost	0-0	3-2
Return Yards	228	325
Penalties-Yards	4-30	11-120

Individual Leaders

Rushing: CSC- Jackson 19-154-1, Hubbard 18-64-0, Wernick 15-28-0, Hutchings 4-6-0; LU- O'Bryant 5-134-2, Parson 9-100-1, Sherman 5-50-1, Arnette 2-36-1, Orlando 3-30-3, Longwell 3-24-0, Bunton 2-17-0, Others 5- -1-0.

Passing: CSC- Wernick 8-23-3-87-1; LU- Staback 15-19-0-277-3, Jasin 2-2-0-39-0, Ortega 2-2-0-29-1.

Receiving: CSC- Lunsford 3-28-0, Watson 3-25-0, Jackson 1-32-1, Hubbard 1-2-0; LU- O'Bryant 3-83-1, Holland 3-59-0, Bunton 3-44-1, Bramow 2-49-1, Angell 2-7-0, Orlando 1-28-0, Others 5-75-0.

Defensive Leaders: CSC- Holtrop (eight tackles), Stewart (five tackles, 1 FF, 1 FR), Haerberlin (sack), Gunterman (FR); LU- Epstein (six tackles, 2.5 TFL, 0.5 Sack); Fogle (3 tackles, INT TD Return), Thomas (INT), Reed (INT), Dreyer (5 tackles, 1.5 sacks).

#5 LINDENWOOD 40, BENEDICTINE 24 OCT. 30 - ATCHISON, KAN.

Denodus O'Bryant scored three touchdowns, including two in the second half, to help the No. 5 Lindenwood football team survive a tough road test at Benedictine by a 40-24 margin.

O'Bryant scored three different ways in the contest with a kickoff return touchdown, a rushing touchdown, and a receiving score. He finished with over 100 yards each rushing and receiving, and had a total of 307 all-purpose yards.

O'Bryant's first touchdown came on the opening kickoff, which he returned 95 yards for a score. Benedictine was forced to go three-and-out the first time it touched the ball, but Lindenwood couldn't take advantage with fumbles on its next two possessions. Benedictine took advantage of a short field after the second fumble and tied the game seven plays later.

The rest of the half saw both teams' offenses moving the ball at will. Lindenwood scored on a 22-yard touchdown reception to Matt Bramow late in the first quarter, but Benedictine answered early in the second quarter. Lindenwood went ahead one more time on a 23-yard touchdown reception to Jamere Holland. This time, Benedictine only managed a field goal, which allowed Lindenwood to lead 21-17 at the break.

In the second half, the defenses regained control of the game, especially for Lindenwood. The Lions forced punts on Benedictine's first two possessions. After the second punt, Lindenwood ran five straight rushing plays and went 95 yards to go up 28-17. Nate Orlando had the biggest play with a 54-yard run, and O'Bryant finished the drive with a 31-yard rushing score.

One of the biggest turning points came on the final play of the third quarter when Lindenwood forced a fumble near midfield. On the first play of the fourth quarter, O'Bryant had a 49-yard touchdown reception to put Lindenwood up by 17.

The Lindenwood defense allowed one touchdown in the final quarter but also forced a turnover on downs and an interception to help put the Ravens away. The Lions offense could not get in the endzone in the final quarter, but they got close enough for James Neal to connect on a pair of field goals.

O'Bryant finished with 109 yards rushing on just 11 carries, and had five receptions for 103 yards. Orlando just missed the 100-yard rushing mark by four yards, and Bramow caught four passes for 49 yards. Philip Staback completed 17-of-24 passes for 261 yards and three touchdowns.

Cody Fogle collected 10 tackles on the day to lead the Lindenwood offense. Hakim Thomas had nine tackles, one interception, forced a fumble, and broke up one pass. Scott Cozart got to the quarterback twice for sacks.



Lindenwood at Benedictine

	1	2	3	4	F
Lindenwood	14	7	7	12	40
Benedictine	7	10	0	7	24

Team Statistics

	LU	BC
First Downs	22	21
Net Rushing	31-234	39-148
Net Passing	261	202
Total Offense	495	350
Passing	17-24-1	21-35-1
Punting	0-0	3-116
Fumbles-Lost	2-2	2-2
Return Yards	113	175
Penalties-Yards	11-78	4-25

Individual Leaders

Rushing: LU- O'Bryant 11-109-1, Orlando 11-96-0, Staback 4-17-0, Bunton 2-17-0, Holland 1-13-0, Others 2- -18-0; BC- Thomas 15-52-1, McGrew 4-43-1, Kammerer 10-14-0, Lorang 2-13-0, Others 8-16-0.

Passing: LU- Staback 17-24-1-261-3; BC- Kammerer 17-29-0-150-1, Kelly 4-6-1-52-0.

Receiving: LU- O'Bryant 5-103-1, Bramow 4-49-1, Angell 2-35-0, Bunton 2-27-0, Holland 1-23-1, Others 3-24-0; BC- Langley 8-85-0, Williams 4-32-0, Johnston 3-28-0, Jackson 2-30-0, Thomas 2-7-0, Others 2-20-1.

Defensive Leaders: LU- Fogle (10 tackles), Thomas (9 tackles, 1 FF, 1 INT), Ritzman (9 tackles, 1 FR), Cozart (4 tackles, 3 TFL, 2 sacks), James (FR); BC- Ancar (10 tackles, 2 TFL, 1 sack), Stephens (8 tackles), Griffin (INT), Pacholski (FF, FR), Pennington (FR).

#5 LINDENWOOD 77, GRACELAND 33 NOV. 6 - ST. CHARLES, MO.

The No. 5 Lindenwood football team spread the ball around on offense during a 77-33 home victory over Graceland. Nine different players scored touchdowns, including four seniors who were playing their final regular season game in Hunter Stadium.

Graceland gave the Lions an early wakeup call by intercepting Lindenwood's second offensive play and then scoring a touchdown two plays later. The Lions would pull away to a 49-19 lead by halftime though as they scored seven touchdowns the rest of the half on ten drives. Four of those touchdowns were over 25 yards, including a 26-yard reception to Jamere Holland, a 75-yard reception to Denodus O'Bryant, a 72-yard kickoff return by Mike Bunton, and a 38-yard reception to Andrew Helmick.

In the second half, Lindenwood collected three more touchdowns on its first three drives and added a fourth quarter touchdown to complete the scoring.

Lindenwood finished with 726 yards of total offense, with 453 passing and 273 on the ground. The Lions averaged 11.5 yards per play, including 15.6 yards per pass attempt. Graceland threw for over 300 yards, but Lindenwood limited them to just 66 rushing yards on 36 carries.

Special teams was another area in which Lindenwood had the advantage. Lindenwood got great field position on kickoffs, with an average field position of the 50 yard line, as Graceland tried to avoid Lindenwood's playmakers back deep. Besides Bunton's kickoff return touchdown, the Lions also scored on a failed punt attempt when Chris Howard had a one-yard fumble return.

In just 30 minutes of play, Staback completed 13-of-18 passes for 385 yards and three touchdowns. He averaged nearly 30 yards per completion. David Ortega threw two second half touchdowns.

Matt Bramow had four catches for 112 yards and a touchdown. O'Bryant caught three passes for 135 yards and rushed for 44 yards. He had two touchdowns with one on the ground and one receiving.

Nate Orlando was the leading rusher with 57 yards, and he scored twice. Donald Fusilier and Dan Jones had the other touchdowns. Fusilier scored on a three-yard reception. Jones, who normally lines up as an offensive lineman, caught a backwards pass while split out left and went 15 yards for the score.

The defense was led by Howard and Alex Meraz, who both had eight tackles. Meraz also had two tackles for loss and a forced fumble. Tyler Epstein and Brock Reed both intercepted passes, and Damian James had two pass breakups.



Graceland at Lindenwood

	1	2	3	4	F
Graceland	13	6	14	0	33
Lindenwood	28	21	21	7	77

Team Statistics

	GU	LU
First Downs	24	31
Net Rushing	36-66	34-273
Net Passing	335	453
Total Offense	401	726
Passing	27-52-2	20-29-2
Punting	6-202	0-0
Fumbles-Lost	2-1	1-1
Return Yards	247	165
Penalties-Yards	13-123	16-155

Individual Leaders

Rushing: GU- Uwakwe 8-37-1, Marquez 7-31-0, Cornell 9-14-0, Browning 4-8-0, Smith 4-3-0, Tarwater 2-1-0, Robinson 1- -1-0; LU- Orlando 10-57-2, Holland 2-45-0, O'Bryant 6-44-1, Sherman 5-42-0, Arnette 4-41-0; Others 7-43-1.

Passing: GU- Marquez 27-52-2-335-4; LU- Staback 13-18-2-385-3, Ortega 6-8-0-58-2, Jasin 1-3-0-10-0.

Receiving: GU- Browning 8-107-2, Johnson 8-74-0, Pecina 6-38-0, Williams 3-75-1, Ward 2-41-1; LU- Bramow 4-112-1, O'Bryant 3-135-1, Holland 3-75-1, Orlando 2-28-0, Bunton 2-24-0, Fusilier 2-18-1, Others 4-61-1.

Defensive Leaders: GU- Lewis (7 tackles, 1 TFL), Brown (6 tackles, 1 FR), Belt (1.5 TFL, 1 Sack), Andrews (1 INT), Grimes (INT); LU- Howard (8 tackles, 1 FR), Meraz (8 tackles, 2 TFL, 1 FF), Epstein (4 tackles, INT), Reed (3 tackles, INT), James (4 tackles, 2 Pass Breakups).

#5 LINDENWOOD 29, WILLIAM JEWELL 18 NOV. 13 - LIBERTY, MO.

The No. 5 Lindenwood football team ended its regular season with a 29-18 victory over William Jewell. The Lions moved to 9-1 on the year.

After a sluggish first quarter, in which the only points were from a James Neal field goal, Lindenwood's David Ortega threw three touchdowns passes in the second quarter to give the Lions a 23-0 halftime lead.

The first touchdown was a 37-yard pass to Andrew Helmick. After a William Jewell fumble, Lindenwood scored just two plays later on a 39-yard pass to Mike Bunton. The Lions forced a quick punt by William Jewell to give them one more possession in the half. On the third play, Ortega found Matt Bramow with a reception. Bramow advanced the ball into the red zone before pitching it to Jamere Holland, who finished the play in the endzone.

William Jewell dominated possession in the final half, but the Lions were too far ahead for the Cardinals to make a comeback. The Cardinals scored on their first possession but took nearly eight minutes off the clock. Lindenwood fumbled at the goalline on its next possession, but the defense came through again and gave the offense the ball back at the William Jewell 20-yard line. That led to another Neal field goal early in the fourth quarter.

The Cardinals answered with a field goal on their next possession, but again the scoring drive took a lot of time off the clock. After a failed outside kick, Neal put three more points on the board for Lindenwood. William Jewell added one more touchdown, but its third failed outside kick allowed the Lions to run most of the remaining time off the clock.

Ortega finished with 166 yards passing and 23 yards rushing to go along with his three touchdown passes. Denodus O'Bryant was the team's leading rusher with 61 yards, and Bramow and Helmick each had two receptions for over 45 yards. Neal was a perfect three-of-three in field goal attempts for the Lions, making kicks from 33, 23, and 35 yards.

Defensively, Lindenwood allowed just 178 total yards of offense and forced three turnovers. Scott Cozart had a team-high six tackles and a fumble recovery. Keenan Mace also had a fumble recovery and Brock Reed had an interception.



Lindenwood at William Jewell

	1	2	3	4	F
Lindenwood	3	20	0	6	29
William Jewell	0	0	7	11	18

Team Statistics

	LU	WJC
First Downs	12	16
Net Rushing	38-125	37-71
Net Passing	166	107
Total Offense	291	178
Passing	7-11-1	14-22-1
Punting	2-80	5-133
Fumbles-Lost	3-2	2-2
Return Yards	15	185
Penalties-Yards	10-90	8-53

Individual Leaders

Rushing: LU- O'Bryant 17-61-0, Orlando 10-55-0, Ortega 9-23-0, Holland 1-0-0, Keseloff 1- -15-0. WJC- Stuart 22-51-0, Cooper 7-22-0, Whitman 3-9-0, Shelton 5- -11-2.

Passing: LU- Ortega 7-11-1-166-3; WJC- Shelton 11-17-1-93-0, Whitman 3-5-0-14-0.

Receiving: LU- Bramow 2-48-0, Helmick 2-46-1, Bunton 1-39-1, Holland 1-27-1, Jackson 1-6-0; WJC- McBride 5-27-0, Honig 3-17-0, Gallagher 2-22-0, Hedrick 1-21-0, Freeman 1-12-0, Cunningham 1-5-0, Molzen 1-3-0.

Defensive Leaders: LU- Cozart (six tackles, 1 FR), Clune (five tackles, 1 sack), Dreyer (four tackles, 1 sack), Mace (2 TFL, 1 FR), James, Ritzman (FF), Reed (INT); WJC- Bryant (8 tackles), Webster (7 tackles), Traphagan (6 tackles, 1 TF), Diener (6 tackles, 1 TF, 1 FF, 1 INT), Gerster (1 FF, 1 FR), Hodges (1 FR).

#5 LINDENWOOD 38, #10 SAINT FRANCIS 46 NOV. 20 - ST. CHARLES, MO.

The No. 5 Lindenwood football team saw its 2010 season come to an end at Hunter Stadium when No. 10 Saint Francis upset the Lions by a 46-38 score. The game was tied five times and was not settled until Saint Francis' Austin Coleman hauled in a 15-yard pass from Shaine Tierney with 22 seconds remaining in the game.

The two offenses were the story of the game as the defenses combined to force just two punts. The big difference was two Lindenwood turnovers that Saint Francis turned into 14 points.

Lindenwood's defense opened the game strong by forcing a three-and-out, and the Lions scored on their first possession when Philip Staback hit Jamere Holland for a 56-yard touchdown reception. Saint Francis answered with a touchdown on its next possession and, after Lindenwood fumbled the kickoff, took a 14-7 lead before the end of the first quarter.

Lindenwood tied the game less than two minutes into the second quarter on another Staback pass, this one for 17 yards to Andrew Helmick. Each team had only one more possession in the second quarter, and both kicked field goals.

In the third quarter, Lindenwood retook the lead on a Staback one-yard run, but the extra point was blocked. Tierney then scored two straight rushing touchdowns to put Saint Francis up 31-23. Lindenwood tied the game once again right before the end of the third quarter when Helmick scored his second receiving touchdown, this one from 60 yards out.

The Cougars took the lead with 13:10 remaining in the game on Tierney's fourth rushing touchdown of the game. Lindenwood answered on its very next play when Denodus O'Bryant caught a short Staback pass and went 68 yards to tie the game at 38. Saint Francis went on a 14-play, 68-yard drive on its next possession but missed a 19-yard field goal. Lindenwood couldn't take advantage though with a fumble at the Saint Francis 45-yard line.

On the game-winning drive by Saint Francis, it took 10 plays to go 55 yards. Tierney completed six passes, including the touchdown pass to Coleman on third-and-seven from the Lindenwood 15. Lindenwood completed one pass on its desperation drive to get the ball to midfield, but on its final play Staback was nearly sacked before throwing to an ineligible receiver.

Lindenwood had 476 yards of total offense, compared to 438 for Saint Francis. The Lions averaged 9.2 yards per play, and the Cougars had 5.1 yards per play. Lindenwood couldn't get the Cougars off the field though as Saint Francis completed 11 third-down plays and was four-of-four on fourth down. The inability to get the ball out of the Cougars' hands led to Saint Francis holding the ball for over 40 minutes.

Staback finished his Lindenwood career by throwing for 354 yards and four touchdowns. Helmick caught five passes for 108 yards, and Holland had four receptions for 87 yards. O'Bryant had 65 yards

rushing and 68 receiving.

Defensively for the Lions, Damian James and Chris Howard each had nine tackles. James had 0.5 tackles for loss and one pass breakup, and Howard had two tackles for loss. Cody Fogle, Nick Tepea, and Dan Carlisle all forced fumbles, but Saint Francis recovered every one. Tepea also had six tackles, two tackles for loss, and the game's only sack.

Tierney rushed for 77 yards and threw for 296. He had five touchdowns with four rushing and one passing. Bo Frye had a rushing score for the Cougars' other touchdown. Jared Clodfelter was the top receiver with five catches for 76 yards.

Erick Humphrey led Saint Francis' defense with seven tackles. Devron Robinson had the fumble recovery late in the game, and Joseph Torres had the fumble recovery on special teams.

Saint Francis at Lindenwood

	1	2	3	4	F
Saint Francis	14	3	14	15	46
Lindenwood	7	10	14	7	38

Team Statistics

	LU	SF
First Downs	21	29
Net Rushing	25-122	45-142
Net Passing	354	296
Total Offense	476	438
Passing	19-27-0	29-41-0
Punting	1-25	1-49
Fumbles-Lost	3-2	3-0
Return Yards	175	106
Penalties-Yards	5-42	1-15

Individual Leaders

Rushing: LU- O'Bryant 12-66, Orlando 7-39, Staback 4-9, Holland 1-6, Bunton 1-3; SF - Tierney 13-81, Frye 16-34, Vieck 6-22, Flowers 4-9, Atwood 3-8.

Passing: LU- Staback 19-27-0-354-4; SF - Tierney 29-40-0-296-1.

Receiving: LU- Bramow 1-27-0, Helmick 5-108-2, Bunton 1-39-1, Holland 4-87-1, Fusilier 3-32; SF - Vieck 6-39-0, Clodfelter 5-76, Coleman 4-26-1, Flowers 3-26, Frye 3-26

Defensive Leaders: LU- James (9 Tackles, .5 TFL), Howard (9 Tackles, 2 TFL), Fogle (7 Tackles, 1 TF, 1 FF), Thomas (7 Tackles), Tepea (6 Tackles, 2 TFL, 1 Sack); SF - Humphrey (7 Tackles), Wise (6 Tackles), VandenBosch (6 Tackles, 1 TFL)

2010 STATISTICS

Team Statistics	LU	OPP
SCORING	577	230
Points Per Game	52.5	20.9
FIRST DOWNS	275	212
Rushing	107	91
Passing	148	98
Penalty	20	23
RUSHING YARDAGE	2121	1450
Yards gained rushing	2368	1871
Yards lost rushing	247	421
Rushing Attempts	362	462
Average Per Rush	5.9	3.1
Average Per Game	192.8	131.8
TDs Rushing	31	15
PASSING YARDAGE	3946	2049
Comp-Att-Int	228-317-11	197-348-15
Average Per Pass	12.4	5.9
Average Per Catch	17.3	10.4
Average Per Game	358.7	186.3
TDs Passing	42	13
TOTAL OFFENSE	6067	3499
Total Plays	679	810
Average Per Play	8.9	4.3
Average Per Game	551.5	318.1
KICK RETURNS: #-Yards	42-869	84-1533
PUNT RETURNS: #-Yards	25-399	4-55
INT RETURNS: #-Yards	15-236	11-101
KICK RETURN AVERAGE	20.7	18.2
PUNT RETURN AVERAGE	16.0	13.8
INT RETURN AVERAGE	15.7	9.2
FUMBLES-LOST	19-13	21-13
PENALTIES-Yards	115-1025	78-697
Average Per Game	93.2	63.4
PUNTS-Yards	13-546	53-1806
Average Per Punt	42.0	34.1
Net punt average	31.6	26.2
TIME OF POSSESSION/Game	2:5 : 1:2	34 : 4:8
3RD-DOWN Conversions	42/93	70/178
3rd-Down Pct	45%	39%
4TH-DOWN Conversions	8/22	15/28
4th-Down Pct	36%	54%
SACKS BY-Yards	21-153	7-40
MISC YARDS	0	0
TOUCHDOWNS SCORED	80	29
FIELD GOALS-ATTEMPTS	8-9	9-17
ON-SIDE KICKS	0-0	2-3
RED-ZONE SCORES	(54-70) 77%	(26-35) 74%
RED-ZONE TOUCHDOWNS	(46-70) 66%	(20-35) 57%
PAT-ATTEMPTS	(67-74) 91%	(21-23) 91%
ATTENDANCE	13641	4050
Games/Avg Per Game	6/2274	5/810

Score by Quarters	1st	2nd	3rd	4th	OT	Total
Lindenwood	148	203	115	111	0	577
Opponents	48	49	67	66	0	230

Rushing	gp-gs	att	gain	avg	td	lg	avg/g
Denodus O'Bryant	11-10	97	664	6.8	8	52	60.4
Nate Orlando	11-1	98	597	6.1	12	54	54.3
LeMarien Parson	7 - 0	35	215	6.1	4	23	30.7
Dominick Sherman	5 - 0	23	214	9.3	2	21	42.8
Mike Bunton	11-11	14	118	8.4	1	28	10.7
Philip Staback	10-10	32	113	3.5	2	18	11.3
Jamere Holland	11-11	6	82	13.7	0	44	7.5
Blake Arnette	8 - 0	6	77	12.8	1	32	9.6
David Ortega	8 - 1	18	62	3.4	0	9	7.8
Andrew Helmick	11-0	12	27	2.2	0	17	2.5
Brennan Longwell	3 - 0	3	24	8.0	0	23	8.0
Dan Jones	10-10	1	15	15.0	1	15	1.5
Matt Angell	8 - 0	2	4	2.0	0	5	0.5
Taylor Jasin	5 - 0	5	-2	-0.4	0	13	-0.4
James Neal	11-0	10	-14	-1.4	0	0	-1.3
Morris Keseloff	10-0	2	-37	-18.5	0	0	-3.7
Total	11	362	2121	5.9	31	54	192.8
Opponents	11	462	1450	3.1	15	71	131.8

Passing	gp-gs	effic	comp-att-int	pct	yds	td	lg	avg/g
Philip Staback	10-10	225.03	189-251-8	75.3	3329	34	78	332.9
David Ortega	8 - 1	185.08	30-48-1	62.5	410	8	43	51.2
Taylor Jasin	5 - 0	90.73	8-17-2	47.1	136	0	36	27.2
Terance Jackson	10-0	696.40	1-1-0	100.0	71	0	71	7.1
Total	11	213.27	228-317-11	71.9	3946	42	78	358.7
Opponents	11	109.77	197-348-15	56.6	2049	13	64	186.3

Receiving	gp-gs	no.	yds	avg	td	lg	avg/g
Matt Bramow	11-11	47	893	19.0	11	71	81.2
Jamere Holland	11-11	42	899	21.4	8	76	81.7
Mike Bunton	11-11	23	295	12.8	4	39	26.8
Denodus O'Bryant	11-10	22	572	26.0	7	78	52.0
Andrew Helmick	11-0	20	437	21.9	6	64	39.7
Donald Fusilier	10-10	17	185	10.9	3	32	18.5
Matt Angell	8 - 0	15	209	13.9	1	29	26.1
Nate Orlando	11-1	12	89	7.4	1	28	8.1
Jesse Canada	7 - 0	11	125	11.4	0	36	17.9
Terance Jackson	10-0	7	79	11.3	1	23	7.9
LeMarien Parson	7 - 0	6	123	20.5	0	43	17.6
Dominick Sherman	5 - 0	4	28	7.0	0	25	5.6
Andrew Lawrence	8 - 0	1	18	18.0	0	18	2.2
Kyle Schaper	10-8	1	-6	-6.0	0	0	-0.6
Total	11	228	3946	17.3	42	78	358.7
Opponents	11	197	2049	10.4	13	64	186.3

Lion Football

Punt Returns	no.	yds	avg	td	lg
Jamere Holland	13	230	17.7	1	84
Donald Fusilier	6	33	5.5	0	11
Chris Howard	3	34	11.3	0	23
Damian James	2	71	35.5	0	67
James Wofford	1	12	12.0	0	12
Mike Bunton	0	19	0.0	0	19
Total	25	399	16.0	1	84
Opponents	4	55	13.8	0	31

Interceptions	no.	yds	avg	td	lg
Hakim Thomas	4	46	11.5	0	41
Brock Reed	3	4	1.3	0	4
Cody Fogle	2	79	39.5	1	79
Damian James	1	12	12.0	0	12
Dan Carlisle	1	0	0.0	0	0
Blake Conreaux	1	42	42.0	1	42
James Wofford	1	28	28.0	0	28
Donald Collier	1	19	19.0	0	19
Tyler Epstein	1	6	6.0	0	6
Total	15	236	15.7	2	79
Opponents	11	10	0.9	0	29

Kick Returns	no.	yds	avg	td	lg
Jamere Holland	12	196	16.3	0	29
Denodus O'Bryant	11	384	34.9	2	95
Mike Bunton	10	164	16.4	1	72
Nate Orlando	5	52	10.4	0	15
Damian James	2	48	24.0	0	29
James Wofford	1	13	13.0	0	13
LeMarien Parson	1	12	12.0	0	12
Total	42	869	20.7	3	95
Opponents	84	1533	18.2	0	55

Fumble Returns	no.	yds	avg	td	lg
Damian James	1	5	5.0	0	5
Chris Howard	1	1	1.0	1	1
Total	2	6	3.0	1	5
Opponents	4	122	30.5	1	62

Punting	no.	yds	avg	lg	tb	fc	i20	50+	blk
Morris Keseloff	12	511	42.6	65	3	1	2	2	0
Philip Staback	1	35	35.0	35	1	0	0	0	0
Total	13	546	42.0	65	4	1	2	2	0
Opponents	53	1806	34.1	58	1	2	11	6	2

Kickoffs	no.	yds	avg	tb	ob	retn	net	yd	in
Morris Keseloff	53	3111	58.7	6	2				
Anderson Oliva	31	1800	58.1	1	0				
James Neal	15	720	48.0	0	1				
Total	99	5631	56.9	7	3	18.2	40.0	30	
Opponents	47	2398	51.0	2	1	20.7	31.7	38	

Field Goals	fg	pct.	01-19	20-29	30-39	40-49	50-99	lg
James Neal	8-9	88.9	0-0	4-4	4-4	0-1	0-0	36

Total Offense	g	plays	rush	pass	total	avg/g
Philip Staback	10	283	113	3329	3442	344.2
Denodus O'Bryant	11	97	664	0	664	60.4
Nate Orlando	11	98	597	0	597	54.3
David Ortega	8	66	62	410	472	59.0
LeMarien Parson	7	35	215	0	215	30.7
Dominick Sherman	5	23	214	0	214	42.8
Taylor Jasin	5	22	-2	136	134	26.8
Mike Bunton	11	14	118	0	118	10.7
Jamere Holland	11	6	82	0	82	7.5
Blake Arnette	8	6	77	0	77	9.6
Terance Jackson	10	1	0	71	71	7.1
Andrew Helmick	11	12	27	0	27	2.5
Brennan Longwell	3	3	24	0	24	8.0
Dan Jones	10	1	15	0	15	1.5
Matt Angell	8	2	4	0	4	0.5
James Neal	11	1	-14	0	-14	-1.3
Morris Keseloff	10	2	-37	0	-37	-3.7
TEAM	5	7	-38	0	-38	-7.6
Total	11	679	2121	3946	6067	551.5
Opponents	11	810	1450	2049	3499	318.1

Scoring	td	fg	PAT				pass	dxp	saf
			kick	rush	rcv				
Denodus O'Bryant	17	-	-	-	-	-	-	-	102
James Neal	-	8-9	61-67	0-1	-	-	-	-	-
Nate Orlando	13	-	-	-	-	-	-	-	78
Matt Bramow	11	-	-	-	-	-	-	-	66
Jamere Holland	9	-	-	-	-	-	-	-	54
Mike Bunton	6	-	-	1-1	-	-	-	-	38
Andrew Helmick	6	-	-	-	-	-	-	-	36
LeMarien Parson	4	-	-	-	-	-	-	-	24
Donald Fusilier	3	-	-	-	-	-	-	-	18
Philip Staback	2	-	-	1-1	-	-	-	-	14
Dominick Sherman	2	-	-	-	-	-	-	-	12
Matt Angell	1	-	-	-	-	-	-	-	6
Terance Jackson	1	-	-	-	-	-	-	-	6
Anderson Oliva	-	-	6-7	0-2	-	-	-	-	6
Blake Conreaux	1	-	-	-	-	-	-	-	6
Dan Jones	1	-	-	-	-	-	-	-	6
Cody Fogle	1	-	-	-	-	-	-	-	6
Blake Arnette	1	-	-	-	-	-	-	-	6
Chris Howard	1	-	-	-	-	-	-	-	6
TEAM	-	-	-	-	-	-	-	1	2
Damian James	-	-	-	0-1	-	-	-	-	0
Total	80	8-9	67-74	2-6	-	-	-	-	1
Opponents	29	9-17	21-23	1-1	2	-	-	2-5	1

Lion Football

# Defensive Leaders	gp-gs	Tackles				Sacks no-yds	Pass defense			Fumbles		Blkd	
		ua	a	tot	tfl/yds		int-yds	brup	qbh	rcv-yds	ff	kick	saf
47 Dan Carlisle	11-11	38	26	64	7.5-22	2.0-10	1-0	.	.	1-0	1	.	.
52 Chris Howard	11-11	40	24	64	4.5-22	2.0-13	.	.	.	2-1	1	2	.
22 Damian James	11-11	37	18	55	1.5-2	.	1-12	6	.	1-5	1	.	.
20 Cody Fogle	11-11	29	21	50	5.5-34	.	2-79	3	.	1-0	2	.	.
24 Hakim Thomas	11-11	35	9	44	1.0-4	.	4-46	6	.	.	1	.	.
21 Brock Reed	11-9	24	17	41	3.0-8	.	3-4	1	.	1-0	1	.	.
12 Nick Tepea	9-0	29	11	40	6.0-20	2.0-10	.	1	.	.	3	.	.
44 Tony Ritzman	11-11	18	22	40	2.0-6	1.0-4	.	1	.	1-0	1	1	.
10 Donald Collier	11-8	26	14	40	1.0-3	.	1-19	3
17 Tyler Epstein	11-0	21	15	36	5.5-13	0.5-5	1-6	2	.	.	1	.	.
55 Alex Meraz	11-0	19	9	28	4.0-16	1.0-11	1	.	.
33 Scott Cozart	11-0	20	6	26	6.0-23	3.0-17	.	2	.	1-0	1	.	.
90 David Hanna	10-3	18	7	25	4.0-11	.	.	.	1
57 Keenan Mace	11-7	12	12	24	5.0-13	1.0-9	.	1	.	3-0	.	.	.
8 Derrick Clune	11-11	15	8	23	2.5-13	1.5-12	.	1	1
91 Kellen Dreyer	10-3	15	8	23	11.0-41	2.5-18
85 Thomas Stubbs	9-0	13	9	22	3.5-15	1.5-13
25 Jason Young	7-0	15	5	20	4.0-22	2.0-19	1	.	.
42 Blake Conreaux	11-0	11	8	19	1.0-1	.	1-42	2	1
38 Randy Williams	9-0	11	6	17	.	.	.	2
29 James Wofford	11-1	14	3	17	2.0-5	.	1-28	1	.	1-0	.	.	.
32 Kyle Dosterchill	10-0	9	3	12	1-0	.	.	.
39 Leon McCray	6-0	8	2	10	.	.	.	1
98 Duke Middleton	9-0	5	5	10	3.5-32	1.0-11	.	.	1	.	1	.	.
96 Stephen Frichtl	8-0	6	3	9	2.0-2
1 Mike Bunton	11-11	5	3	8	1.5-22
46 Tommy Hargrave	9-0	3	5	8	0.5-5	0.5-5
89 Kaleig Mohammed	10-7	6	2	8	2.0-3	.	.	.	3
50 Malach Radigan	4-0	4	2	6	1.5-4
83 Blake Arnette	8-0	4	1	5
45 Parks Peterson	5-2	3	2	5	1
34 Nate Orlando	11-1	3	2	5
26 Chris Springer	2-2	2	3	5
41 Jon McComb	7-0	2	2	4	0.5-1
27 Shawn Alli	7-0	3	.	3
19 Jamere Holland	11-11	2	.	2
67 Billy Clark	10-10	1	.	1
53 Matt Andreolli	10-0	1	.	1
6 Terance Jackson	10-0	1	.	1
4 Jesse Canada	7-0	1	.	1	1.0-24
9 Donald Fusilier	10-10	1	.	1
14 Taylor Jasin	5-0	1	.	1
79 Kyle Schaper	10-8	1	.	1
31 Morris Keseloff	10-0	.	1	1
7 Matt Bramow	11-11	.	1	1
5 Denodus O'Bryant	11-10	1	.	1	1	.
TM TEAM	5-0	1	1
Total	11	533	295	828	93-387	21-153	15-236	33	8	13-6	16	5	1
Opponents	11	431	217	648	52-189	7-40	11-101	17	.	13-122	9	1	.



LINDENWOOD FOOTBALL HISTORY

1990 6-4

Head Coach: Dave Schroeder

LU	Opponent	OPP
21	Dana (Neb.)	14
14	at Austin (Texas)	17
35	Iowa Wesleyan	21
21	Southwestern (Kan.)	14
26	Knoxville (Tenn.)	52
27	Cumberland (Tenn.)	12
15	Benedictine (Kan.)	29
32	at Trinity International (Ill.)	37
44	at Lane (Tenn.)	8
16	Tiffin (Ohio)	0

1991 5-4-1

Head Coach: Dave Schroeder

LU	Opponent	OPP
34	Missouri Valley	0
15	St. Ambrose (Iowa)	17
35	at Hardin-Simmons (Texas)	17
2	Findlay (Ohio)	35
12	Campbellsville (Ky.)	23
17	at Alabama-Birmingham	17
14	at Benedictine (Kan.)	36
44	at Trinity International (Ill.)	7
39	Lane (Tenn.)	6
21	at Cumberland (Tenn.)	0

1992 1-9

Head Coach: Jeff Driskill

LU	Opponent	OPP
0	at Missouri Valley	3
15	at St. Ambrose (Iowa)	21
9	Southwest Minnesota St.	69
0	at Findlay (Ohio)	33
19	Campbellsville (Ky.)	21
10	at Iowa Wesleyan	38
11	Peru State (Neb.)	14
46	Oklahoma Panhandle St.	29
12	Alabama-Birmingham	21
24	vs. Minnesota-Morris	26

1993 2-8-1

Head Coach: Jeff Driskill

LU	Opponent	OPP
17	Missouri Valley	21
13	St. Ambrose (Iowa)	14
0	at Greenville (Ill.)	38
8	Georgetown (Ky.)	34
19	at Campbellsville (Ky.)	40
0	Iowa Wesleyan	35
9	at Peru State (Neb.)	58
10	St. Xavier (Ill.)	0
17	at Oklahoma Panhandle State	17
14	at Tarleton State (Texas)	31
23	Olivet Nazarene (Ill.)	6

1994 2-8, 0-5 MID-STATES

Head Coach: Jeff Driskill

LU	Opponent	OPP
6	Midwestern State (Texas)	23
24	at St. Ambrose (Iowa)	44
0	at Trinity (Ill.)*	54
0	Findlay (Ohio)*	70
21	Campbellsville (Ky.)	20
28	at Iowa Wesleyan	54
24	at Taylor (Ind.)*	44
13	at St. Xavier (Ill.)*	35
23	Peru State (Neb.)*	12
27	at Olivet Nazarene (Ill.)*	41

1995 4-7, 2-3 MID-STATES

Head Coach: Dan Kratzer

LU	Opponent	OPP
23	Midland Lutheran (Neb.)	28
21	Greenville (Ill.)	0
33	at Trinity International (Ill.)*	48
9	at Findlay (Ohio)*	63
7	at Westminster (Pa.)*	35
16	at Walsh (Ohio)	34
10	Taylor (Ind.)*	0
15	St. Xavier (Ill.)*	20
22	St. Ambrose (Iowa)	28
21	Tri-State (Ind.)	20
10	Olivet Nazarene (Ill.)*	6

1996 4-6, 3-6 HAAC

Head Coach: Dan Kratzer

LU	Opponent	OPP
35	McKendree (Ill.)	17
13	at Culver-Stockton (Mo.)*	27
20	at Baker (Kan.)*	34
7	Evangel (Mo.)	37
35	at Graceland (Iowa)*	40
30	Benedictine (Kan.)*	49
17	at Central Methodist (Mo.)*	13
25	MidAmerica Nazarene (Kan.)*	23
12	at William Jewell (Mo.)*	23
37	Missouri Valley*	16

1997 4-6, 4-5 HAAC (T-6TH)

Head Coach: Dan Kratzer

LU	Opponent	OPP
0	at McKendree (Ill.)	33
40	Culver-Stockton (Mo.)*	26
24	Baker (Kan.)*	17
20	at Evangel (Mo.)	37
32	Graceland (Iowa)*	21
27	at Benedictine (Kan.)*	40
38	Central Methodist (Mo.)*	7
0	at MidAmerica Nazarene (Kan.)*	14
22	William Jewell (Mo.)*	28
22	at Missouri Valley*	24

1998 8-3, 7-2 HAAC (2ND)

Head Coach: Dan Kratzer

LU	Opponent	OPP
45	at Culver-Stockton (Mo.)*	21
35	at Baker (Kan.)*	13
24	Evangel (Mo.)*	21
23	at Graceland (Iowa)*	14
38	Benedictine (Kan.)*	40
28	at Central Methodist (Mo.)*	14
43	MidAmerica Nazarene (Kan.)*	31
20	at William Jewell (Mo.)*	26
41	Missouri Valley*	21
34	at Butler (Ind.)	33
10	at Southwestern (Kan.)^	12

1999 5-5, 5-4 HAAC (T-5TH)

Head Coach: Dan Kratzer

LU	Opponent	OPP
30	Culver-Stockton (Mo.)*	8
13	Baker (Kan.)*	14
18	at Evangel (Mo.)*	21
53	Graceland (Iowa)*	27
17	at Benedictine (Kan.)*	14
76	Central Methodist (Mo.)*	7
29	at MidAmerica Nazarene (Kan.)*	28
28	William Jewell (Mo.)*	35
24	at Missouri Valley*	30
16	Butler (Ind.)	27

2000 4-8, 4-5 HAAC (5TH)

Head Coach: Dan Kratzer

LU	Opponent	OPP
14	vs. Concordia (Neb.)	31
16	Olivet Nazarene (Ill.)	43
21	at Culver-Stockton (Mo.)*	31
21	at Baker (Kan.)*	38
27	Evangel (Mo.)*	43
31	at Graceland (Iowa)*	19
17	Benedictine (Kan.)*	20
17	at Central Methodist (Mo.)*	16
7	MidAmerica Nazarene (Kan.)*	26
37	at William Jewell (Mo.)*	27
31	Missouri Valley*	23
0	Northwestern (Iowa)	48

2001 3-8, 3-7 HAAC (9TH)

Head Coach: Rick Gorzynski

LU	Opponent	OPP
15	at Missouri Valley*	24
7	at Culver-Stockton (Mo.)*	37
35	Central Methodist (Mo.)*	14
7	Baker (Kan.)*	14
0	at MidAmerica Nazarene (Kan.)*	38
28	at Graceland (Iowa)*	32
28	Avila (Mo.)*	7
7	Benedictine (Kan.)*	37
7	at Evangel (Mo.)*	42
34	at Northwestern (Iowa)	48
28	William Jewell (Mo.)*	21

Lion Football

2002 1-10, 1-9 HAAC (10TH)

Head Coach: Rick Gorzynski

LU	Opponent	OPP
13	Missouri Valley*	28
0	Culver-Stockton (Mo.)*	57
10	at Central Methodist (Mo.)*	28
0	at Baker (Kan.)*	22
0	MidAmerica Nazarene (Kan.)*	35
33	Graceland (Iowa)*	6
23	at Avila (Mo.)*	28
6	at Benedictine (Kan.)*	23
14	Evangel (Mo.)*	37
6	at Valparaiso (Ind.)	27
6	at William Jewell (Mo.)*	31

2003 3-8, 2-8 HAAC (T-10TH)

Head Coach: Rick Gorzynski

LU	Opponent	OPP
0	at Graceland (Iowa)*	28
24	William Jewell (Mo.)*	0
23	at Evangel (Mo.)*	33
7	Central Methodist (Mo.)*	9
35	at Missouri Valley*	44
17	MidAmerica Nazarene (Kan.)	38
23	at Avila (Mo.)*	27
27	Baker (Kan.)*	23
9	at Culver-Stockton (Mo.)*	38
28	Northwestern (Minn.)	20
9	Benedictine (Kan.)*	31

2004 11-1, 10-0 HAAC (1ST)

Head Coach: Patrick Ross

LU	Opponent	OPP
56	Graceland (Iowa)*	12
27	at William Jewell (Mo.)*	6
35	Evangel (Mo.)*	21
20	at Central Methodist (Mo.)*	12
26	at Missouri Valley*	20
14	at MidAmerica Nazarene (Kan.)*	10
45	Avila (Mo.)*	0
35	at Baker (Kan.)*	21
24	Culver-Stockton (Mo.)*	3
14	at Northwestern (Minn.)	10
22	at Benedictine (Kan.)*	17
19	Hastings (Neb.)^	20

2005 7-4, 7-3 HAAC (T-3RD)

Head Coach: Patrick Ross

LU	Opponent	OPP
6	at Culver-Stockton (Mo.)*	23
7	at Olivet Nazarene (Ill.)	23
34	Benedictine (Kan.)*	30
42	at Graceland (Iowa)*	27
21	William Jewell (Mo.)*	30
10	at Evangel (Mo.)*	24
61	Central Methodist (Mo.)*	3
15	at Missouri Valley*	12
17	MidAmerica Nazarene (Kan.)*	14
37	at Avila (Mo.)*	0
37	Baker (Kan.)*	14

2006 5-7, 5-5 HAAC (T-5TH)

Head Coach: Patrick Ross

LU	Opponent	OPP
13	vs. Northwestern Okla.State	14
38	Culver-Stockton (Mo.)*	17
17	Georgetown (Ky.)	27
10	at Benedictine (Kan.)*	33
38	Graceland (Iowa)*	21
14	at William Jewell (Mo.)*	17
41	Evangel (Mo.)*	10
34	at Central Methodist (Mo.)*	21
21	Missouri Valley*	31
31	at MidAmerica Nazarene (Kan.)*	31
14	Avila (Mo.)*	10

2007 10-2, 9-1 HAAC (1ST)

Head Coach: Patrick Ross

LU	Opponent	OPP
44	MidAmerica Nazarene (Kan.)*	34
56	at Avila (Mo.)*	27
50	Baker (Kan.)*	19
39	at Culver-Stockton (Mo.)*	15
58	at Georgetown (Ky.)	30
21	Benedictine (Kan.)*	16
48	at Graceland (Iowa)*	16
27	William Jewell (Mo.)*	3
34	at Evangel (Mo.)*	10
38	Central Methodist (Mo.)*	7
13	at Missouri Valley*	13
14	at St. Francis (Ind.)^	35

2008 11-2, 9-1 HAAC (2ND)

Head Coach: Patrick Ross

LU	Opponent	OPP
16	at MidAmerica Nazare (Kan.)*	26
59	Avila (Mo.)*	9
25	at Baker (Kan.)*	21
68	Culver-Stockton (Mo.)*	12
36	at Benedictine (Kan.)*	33
49	Graceland (Iowa)*	3
20	at William Jewell (Mo.)*	17
56	Evangel (Mo.)*	7
35	at Central Methodist (Mo.)*	7
21	Missouri Valley*	18
65	Lambuth (Tenn.)^	48
34	at Morningside (Iowa)^	31
37	at Carroll (Mont.)^	38

2009 13-1, 10-0 HAAC (1ST)

Head Coach: Patrick Ross

LU	Opponent	OPP
63	at Evangel (Mo.)*	6
66	Central Methodist (Mo.)*	23
45	at Missouri Valley*	37
55	MidAmerica Nazarene (Kan.)*	14
59	at Avila (Mo.)*	7
52	Baker (Kan.)*	30
67	at Culver-Stockton (Mo.)*	10
41	Benedictine (Kan.)*	31
53	at Graceland (Iowa)*	21
73	William Jewell (Mo.)*	6
42	Langston (Okla.)^	14
64	Ottawa (Kan.)^	26
42	at Carroll (Mont.)^	35
22	vs. Sioux Falls (S.D.)^	25

2010 9-2, 9-1 HAAC (2ND)

Head Coach: Patrick Ross

LU	Opponent	OPP
68	Evangel (Mo.)*	7
69	at Central Methodist (Mo.)*	7
45	Missouri Valley*	27
20	at MidAmerica Nazarene (Kan.)*	26
53	Avila (Mo.)*	9
48	at Baker (Kan.)*	14
90	Culver-Stockton (Mo.)*	19
40	at Benedictine (Kan.)*	24
77	Graceland (Iowa)*	33
29	at William Jewell (Mo.)*	18
38	Saint Francis (Ind.)^	46

* - Conference Game

^ - Playoff Game

TEAM-BY-TEAM ALL-TIME RECORDS

Alabama-Birmingham

10/12/91 T 17-17 Away
11/7/92 L 12-41 Home

0-1 Home 0-0-1 Away 0-1-1 Overall

Austin (Texas)

9/15/90 L 14-17 Away

0-0 Home 0-1 Away 0-1 Overall

Avila (Mo.)

10/13/01 W 28-7 Home

10/19/02 L 23-28 Away

10/18/03 L 23-27 Away

10/16/04 W 45-0 Home

11/5/05 W 37-0 Away

11/4/06 W 14-10 Home

9/8/07 W 56-27 Away

9/13/08 W 59-9 Home

10/3/09 W 59-7 Away

10/2/10 W 53-9 Home

5-0 Home 3-2 Away 8-2 Overall

Baker (Kan.)

9/21/96 L 20-34 Away

9/20/97 W 24-17 Home

9/19/98 W 35-13 Away

9/18/99 L 13-14 Home

9/16/00 L 21-38 Away

9/22/01 L 7-14 Home

9/28/02 L 0-22 Away

10/25/03 W 27-23 Home

10/23/04 W 35-21 Away

11/12/05 W 37-14 Home

11/11/06 L 10-23 Away

9/15/07 W 50-19 Home

9/20/08 W 25-21 Away

10/10/09 W 52-30 Home

10/9/10 W 48-14 Away

5-2 Home 4-4 Away 9-6 Overall

Benedictine (Kan.)

10/20/90 L 15-29 Home

10/19/91 L 14-36 Away

10/12/96 L 30-49 Home

10/11/97 L 27-40 Away

10/10/98 L 38-40 Home

10/9/99 W 17-14 Away

10/7/00 L 17-20 Home

10/20/01 L 7-37 Home

10/26/02 L 6-23 Away

11/15/03 L 9-31 Home

11/13/04 W 22-17 Away

9/17/05 W 34-30 Home

9/16/06 L 10-33 Away

10/6/07 W 21-16 Home

10/11/08 W 36-33 Away

10/31/09 W 41-31 Home

10/30/10 W 40-24 Away

3-6 Home 4-4 Away 7-10 Overall

Butler (Ind.)

11/14/98 W 34-33(OT) Away

11/13/99 L 16-27 Home

0-1 Home 1-0 Away 1-1 Overall

Campbellsville (Ky.)

10/5/91 L 12-23 Home

10/3/92 L 19-21 Home

10/2/93 L 19-40 Away

10/1/94 W 21-20 Home

1-2 Home 0-1 Away 1-3 Overall

Carroll (Mont.)

12/6/08 L 37-38 Away

12/5/09 W 42-35 Away

0-0 Home 1-1 Away 1-1 Overall

Central Methodist (Mo.)

10/19/96 W 17-13 Away

10/18/97 W 38-7 Home

10/17/98 W 28-14 Away

10/16/99 W 76-7 Home

10/14/00 W 17-16 Away

9/15/01 W 35-14 Home

9/21/02 L 10-28 Away

9/27/03 L 7-9 Home

9/25/04 W 20-12 Away

10/15/05 W 61-3 Home

10/14/06 W 34-21 Away

11/3/07 W 38-7 Home

11/8/08 W 35-7 Away

9/12/09 W 66-23 Home

9/11/10 W 69-7 Away

6-1 Home 7-1 Away 13-2 Overall

Concordia (Neb.)

8/26/00 L 14-31 Neutral

0-0 Home 0-0 Away 0-1 Overall

Culver-Stockton (Mo.)

9/14/96 L 13-27 Away

9/13/97 W 40-26 Home

9/12/98 W 45-21 Away

9/11/99 W 30-8 Home

9/9/00 L 21-31 Away

9/8/01 L 7-37 Away

9/14/02 L 0-57 Home

11/1/03 L 9-38 Away

10/30/04 W 24-3 Home

9/3/05 L 6-23 Away

9/2/06 W 38-17 Home

9/22/07 W 39-15 Away

9/27/08 W 68-12 Home

10/17/09 W 67-10 Away

10/16/10 W 90-19 Home

6-1 Home 2-6 Away 8-7 Overall

Cumberland (Tenn.)

10/13/90 W 27-12 Home

11/16/91 W 21-0 Away

1-0 Home 1-0 Away 2-0 Overall

Dana (Neb.)

9/8/90 W 21-14 Home

1-0 Home 0-0 Away 1-0 Overall

Evangel (Mo.)

9/28/96 L 7-37 Home

9/27/97 L 20-37 Away

9/26/98 W 24-21 Home

9/25/99 L 18-21 Away

9/23/00 L 27-43 Home

10/27/01 L 7-42 Away

11/2/02 L 14-37 Home

9/20/03 L 23-33 Away

9/18/04 W 35-21 Home

10/8/05 L 10-24 Away

10/7/06 W 41-10 Home

10/27/07 W 34-10 Away

11/1/08 W 56-7 Home

9/5/09 W 63-6 Away

9/2/10 W 68-7 Home

5-3 Home 2-5 Away 7-8 Overall

Findlay (Ohio)

9/28/91 L 2-35 Home

9/26/92 L 0-33 Away

9/24/94 L 0-70 Home

9/23/95 L 9-63 Away

0-2 Home 0-2 Away 0-4 Overall

Georgetown (Ky.)

9/25/93	L	8-34	Home
9/9/06	L	17-27	Home
9/29/07	W	58-30	Away
<i>0-2 Home 1-0 Away 1-2 Overall</i>			

Graceland (Iowa)

10/5/96	L	35-40	Away
10/4/97	W	32-21	Home
10/3/98	W	23-14	Away
10/2/99	W	53-27	Home
9/30/00	W	31-19	Away
10/6/01	L	28-32	Away
10/12/02	W	33-6	Home
9/6/03	L	0-28	Away
9/4/04	W	56-12	Home
9/24/05	W	42-27	Away
9/23/06	W	38-21	Home
9/29/07	W	48-16	Away
10/18/08	W	49-3	Home
11/7/09	W	53-21	Away
11/6/10	W	77-33	Home
<i>7-0 Home 5-3 Away 12-3 Overall</i>			

Greenville (Ill.)

9/18/93	L	0-38	Away
9/9/95	W	21-0	Home
<i>1-0 Home 0-1 Away 1-1 Overall</i>			

Hardin-Simmons (Texas)

9/21/91	W	35-17	Away
---------	---	-------	------

Hastings (Neb.)

11/20/04	L	19-20	Home
<i>0-1 Home 0-0 Away 0-1 Overall</i>			

Iowa Wesleyan

9/22/90	W	35-21	Home
10/10/92	L	10-38	Away
10/9/93	L	0-35	Home
10/8/94	L	28-54	Away
<i>1-1 Home 0-2 Away 1-3 Overall</i>			

Knoxville (Tenn.)

10/6/90	L	26-52	Home
<i>0-1 Home 0-0 Away 0-1 Overall</i>			

Lambuth (Tenn.)

11/22/08	W	65-48	Home
<i>1-0 Home 0-0 Away 1-0 Overall</i>			

Lane (Tenn.)

11/3/90	W	44-8	Away
11/2/91	W	39-6	Home
<i>1-0 Home 1-0 Away 2-0 Overall</i>			

Langston (Okla.)

11/21/09	W	42-14	Home
<i>1-0 Home 0-0 Away 1-0 Overall</i>			

McKendree (Ill.)

9/7/96	W	35-17	Home
9/6/97	L	0-33	Away
<i>1-0 Home 0-1 Away 1-1 Overall</i>			

MidAmerica Nazarene (Kan.)

10/26/96	W	25-23	Home
10/25/97	L	0-14	Away
10/24/98	W	43-31	Home
10/23/99	W	29-28	Away
10/21/00	L	7-26	Home
9/29/01	L	0-38	Away
10/5/02	L	0-35	Home
10/11/03	L	17-38	Home
10/9/04	W	14-10	Away
10/29/05	W	17-14	Home
10/28/06	L	7-31	Away
9/1/07	W	44-34	Home
9/6/08	L	16-26	Away
9/26/09	W	55-14	Home
9/25/10	L	20-26	Away
<i>5-3 Home 2-5 Away 7-8 Overall</i>			

Midland Lutheran (Neb.)

9/2/95	L	23-28	Home
<i>0-1 Home 0-0 Away 0-1 Overall</i>			

Midwestern State (Texas)

9/3/94	L	6-23	Home
<i>0-1 Home 0-0 Away 0-1 Overall</i>			

Minnesota-Morris

11/14/92	L	24-26	Neutral
<i>0-0 Home 0-1 Away 0-1 Overall</i>			

Missouri Valley

9/7/91	W	34-0	Home
9/5/92	L	0-3	Away
9/4/93	L	17-21	Home
11/9/96	W	37-16	Home
11/8/97	L	22-24	Away
11/7/98	W	41-21	Home

11/6/99	L	24-30	Away
11/4/00	W	31-23	Home
9/1/01	L	15-24	Away
9/7/02	L	13-28	Home
10/4/03	L	35-44	Away
10/2/04	W	26-20	Home
10/22/05	W	15-12(2OT)	Away
10/21/06	L	21-31	Home
11/10/07	L	13-33	Away
11/15/08	W	21-18	Home
9/19/09	W	45-37	Away
9/18/10	W	45-27	Home
<i>7-3 Home 2-6 Away 9-9 Overall</i>			

Morningside (Iowa)

11/29/08	W	34-31	Away
<i>0-0 Home 1-0 Away 1-0 Overall</i>			

Northwestern (Iowa)

11/11/00	L	0-48	Home
11/3/01	L	34-48	Away
<i>0-1 Home 0-1 Away 0-2 Overall</i>			

Northwestern (Minn.)

11/8/03	W	28-20	Home
11/6/04	W	14-10	Away
<i>1-0 Home 1-0 Away 2-0 Overall</i>			

Northwestern Oklahoma State

8/26/06	L	13-14	Neutral
<i>0-0 Home 0-0 Away 0-1 Neutral</i>			

Oklahoma Panhandle State

10/31/92	W	46-29	Home
10/30/93	T	17-17	Away
<i>1-0 Home 0-0-1 Away 1-0-1 Overall</i>			

Olivet Nazarene (Ill.)

11/13/93	W	23-6	Home
11/12/94	L	27-41	Away
11/11/95	W	10-6	Home
9/2/00	L	16-43	Home
9/10/05	L	7-23	Away
<i>2-1 Home 0-2 Away 2-3 Overall</i>			

Ottawa (Kan.)

11/28/09 W 64-26 Home
1-0 Home 0-0 Away 1-0 Overall

Peru State (Neb.)

10/17/92 L 11-14 Home
 10/16/93 L 9-58 Away
 11/5/94 W 23-12 Home
1-1 Home 0-1 Away 1-2 Overall

Sioux Falls (S.D.)

12/19/09 L 22-25 Neutral
0-0 Home 0-0 Away 0-1 Overall

Southwest Minnesota State

9/19/92 L 9-69 Home
0-1 Home 0-0 Away 0-1 Overall

St. Ambrose (Iowa)

9/14/91 L 15-17 Home
 9/12/92 L 15-21 Away
 9/11/93 L 14-13 Home
 9/10/94 L 24-44 Away
 10/28/95 L 22-28 Home
0-3 Home 0-2 Away 0-5 Overall

Saint Francis (Ind.)

11/17/07 L 14-35 Away
 11/20/10 L 38-46 Home
0-1 Home 0-1 Away 0-2 Overall

St. Xavier (Ill.)

10/23/93 W 10-0 Home
 10/22/94 L 13-35 Away
 10/21/95 L 15-20 Home
1-1 Home 0-1 Away 1-2 Overall

Tarleton State (Texas)

11/6/93 L 14-31 Away
0-0 Home 0-1 Away 0-1 Overall

Taylor (Ind.)

10/15/94 L 24-44 Away
 10/14/95 W 10-0 Home
1-0 Home 0-1 Away 1-1 Overall

Tiffin (Ohio)

11/10/90 W 16-0 Home 1-0
Home 0-0 Away 1-0 Overall

Trinity International (Ill.)

10/27/90 L 32-37 Away
 10/26/91 W 44-7 Away
 9/17/94 L 0-54 Away
 9/16/95 L 33-48 Away
0-0 Home 1-3 Away 1-3 Overall

Valparaiso (Ind.)

11/9/02 L 6-27 Away
0-0 Home 0-1 Away 0-1 Overall

Walsh (Ohio)

10/7/95 L 16-34 Away
0-0 Home 0-1 Away 0-1 Overall

Westminster (Pa.)

9/30/95 L 7-35 Away
0-0 Home 0-1 Away 0-1 Overall

William Jewell (Mo.)

11/2/96 L 12-23 Away
 11/1/97 L 22-28 Home
 10/31/98 L 20-26 Away
 10/30/99 L 28-35 Home
 10/28/00 W 37-27 Away
 11/10/01 W 28-21 Home
 11/16/02 L 6-31 Away
 9/13/03 W 24-0 Home
 9/11/04 W 27-6 Away
 10/1/05 L 21-30 Home
 9/30/06 L 14-17 Away
 10/20/07 W 27-3 Home
 10/25/08 W 20-17 Away
 11/14/09 W 73-6 Home
 11/13/10 W 29-18 Away
4-3 Home 4-4 Away 8-7 Overall

Records Breakdown

Home	73-44
Road	45-65-2
Neutral Site	0-4
Overtime	2-0
HAAC Conference	87-58
Mid-States Conference	2-8
vs. teams from Mo.	53-35
vs. teams from Kan.	24-24
vs. teams from Iowa	14-13
vs. teams from Ill.	6-10
vs. teams from Minn.	2-2
vs. teams from Ohio	1-5
vs. teams from Okla.	2-1-1
vs. teams from Texas	1-3
vs. teams from Ind.	3-5
vs. teams from S.D.	0-1
vs. teams from Mont.	1-1
vs. teams from Pa.	0-1
vs. teams from Ala.	0-1-1
vs. teams from Neb.	2-6
vs. teams from Ky.	2-5
vs. teams from Tenn.	5-1



ALL-TIME RECORD HOLDERS

INDIVIDUAL GAME

YDs Gained: 458, Philip Staback vs. Baker (2010)
Rushes: 43, DeDe Dorsey vs. Graceland (2005)
YDs Rushing: 271, DeDe Dorsey vs. Graceland (2005)
Rushing TDs: 6, DeDe Dorsey vs. Graceland (2005)
Longest Rush: 84, Richard Murrell vs. Georgetown (2007)
Pass Attempts: 58, Mike Hofbauer vs. Baker (2000)
Completions: 32, Ben Kisner vs. Morningside (2008)
Passes Intercepted: 5, Mike Beckham vs. MidAmerica Nazarene (2000)
Passing Yards: 445, Ben Kisner vs. Morningside (2008)
Passing TDs: 6, Philip Staback vs. Baker (2010)
Longest Pass: 88, Cory Nesslage to Mark Henrie vs. Peru State (2010)
Passes Caught: 15, Mike Wyrick vs. Culver-Stockton (2000)
Receiving Yards: 184, George Mumphard vs. MidAmerica Nazarene (2005)
Punts: 11, Mike Feinstein vs. Westminster (1995)
Longest Punt: 81, Zac Atterberry vs. William Jewell (2004)
Interceptions: 2, 13 total times
INT Return Yards: 125, Derek Coxson vs. Evangel (2006)
Longest INT Return: 100, Larry Gladney vs. Culver-Stockton (2006)
Punt Returns: 6, Thomas Christian vs. Evangel (2007)
Total Yards on Punt Returns: 116, Adam Saperstein vs. Missouri Valley (1991)
Punt Return TDs: 1, 14 total times

Longest Punt Return: 89, Cornelius Campbell vs. Graceland (1999)
KO Returns: 6, Bobby Mason vs. Benedictine (2005), Tobias vs. Evangel (2000), Julian Smith vs. Findlay (1995)
Total Yds on KO Returns: 144, Tony Tobias vs. Evangel (2000)
Longest Kickoff Return: 97, Tony Tobias vs. Olivet Nazarene (2000), McCray Harris vs. Missouri Valley (2006)
Most Pts. Scored: 36, DeDe Dorsey vs. Graceland (2005)
Total TDs: 6, DeDe Dorsey vs. Graceland (2005)
FGs Made: 4, Halley Ferrell vs. Avila (2007)
FG Att.: 5, Halley Ferrell vs. Morningside (2008) & vs. Central Methodist (2007)
Extra Points Made: 11, James Neal vs. Graceland (2010)
Extra Points Attempted: 11, James Neal vs. Graceland (2010)
Points Score by Kicking: 18, Halley ferrell vs. Avila (2007)
Longest FG: 52, Steve Pinkerton vs. Southwest Minn.

INDIVIDUAL SEASON

Yards Gained: 3596, Philip Staback (2009)
Yards Per Game: 344.2, Philip Staback (2010)
Highest Average Gain Per Play: 8.54, Philip Staback (2009)
Touchdowns Responsible For: 42, Philip Staback (2009)
Rushes: 280, DeDe Dorsey (2005)
Rushes Per Game: 25.5, DeDe Dorsey (2005)
Yards Gained: 1600, DeDe Dorsey (2005)
Yards Gained Per Game: 150.9, Marceo Haywood (1999)

Highest Average Gain Per Rush: 5.8, Hakeem Abdullah (2007)
Most Touchdowns Scored: 16, DeDe Dorsey (2005)
100-yard Rushing Games: 8, DeDe Dorsey (2005)
200-yard Rushing Games: 2, DeDe Dorsey (2005), Adam Saperstein (1991)
Passing Attempts: 411, Ben Kisner (2008)
Passing Attempts Per Game: 31.6, Ben Kisner (2008)
Completions: 263, Ben Kisner (2008)
Completions Per Game: 20.2, ben Kisner (2008)
Highest Percentage Completed: .753, Philip Staback (2010)
Passes Intercepted: 16, Ben Kisner (2007)
Yards Gained: 3655, Ben Kisner (2008)
Yards Gained Per Game: 332.9 Philip Staback (2010)
Yards Gained Per Attempt: 13.3, Philip Staback (2010)
Yards Gained Per Completion: 17.6, Philip Staback (2010)
Touchdown Passes: 36, Philip Staback (2009)

200-yard Passing Games: 11, Ben Kisner (2008), Philip Staback (2009)
300-yard Passing Games: 6, Philip Staback (2010)
400-yard Passing Games: 2, Ben Kisner (2008), Phillip Staback (2010)
Passes Caught: 67, Rudy Fleming (2008)
Passes Caught Per Game: 5.27, Mario Patton (1995)
Receiving Yards Gained: 1056, Rudy Flemming (2008)
Receiving Yards Per Game: 81.7, Jamere Holland (2010)
Highest Avg. Gain Per Catch: 22, eorge Mumphard (2004)
Touchdown Passes Caught: 12, Matt Bramow (2009)
100-yard Receiving Games: 4, Rudy Flemming (2008), Matt Bramow (2010), Jamere Holland (2010)
Punts: 65, Mike Feinstein (1994)
Highest Punt Average: 42.6, Zac Atterberry (2006)
Interceptions: 6, Brandon Gould (2009)
Punt Returns: 25, Thomas Christian (2007)
Yards of Punt Returns: 328, Thomas Christian (2007)



DEDE DORSEY (2004-2005)

TDs Scored on Punt Returns: 1, 10 times

Kickoff Returns: 24, Julian Smith (1994)

Yards on Kickoff Returns: 477, Denodus O'Bryant (2009)

Highest Avg. Gain Per Kickoff Return: 28.1, McCray Harris (2006)

Yards on Kickoff Returns: 477, Denodus O'Bryant (2009)

Highest Avg. Gain Per Kickoff: 28.1, McCray Harris (2006)

Touchdowns Scored on Kickoffs: 4, Denodus O'Bryant (2009)

Points Scored: 144, Denodus O'Bryant (2009)

Touchdowns Scored: 24, Denodus O'Bryant (2009)

Consecutive Games Scoring a TD: 12, Marceo Haywood (1998-99)

FGs Made: 17, Halley Ferrell (2007)

FGs Made Per Game: 1.4, Halley Ferrell (2007)

FGs Attempted: 21, Halley Ferrell (2007)

TEAM SINGLE GAME

Plays: 98 vs. Culver-Stockton (2000)

Yards Gained: 735 (2010)

Rushes: 63 vs. Culver-Stockton (1997)

Rushing Yards Gained: 376 vs. Culver-Stockton (2010)

Rushing Touchdowns: 8 vs. Culver-Stockton (2010)

Passing Attempts: 62 vs. Culver-Stockton (2000)

Completions: 35 vs. Culver-Stockton (2000)

Passing Yards: 552 vs. Evangel (2010)

Touchdown Passes: 6 vs. Baker (2010)

Punts: 11 vs. Northwestern (2000)

Points Scored: 90 vs. Culver-Stockton (2010)

Points By Both Teams: 113 vs. Lambuth (2008)

Points First Quarter: 28 vs. Northwestern (2001)

Points Second Quarter: 36 vs. Central Methodist (2010)

Points Third Quarter: 37 vs. Ottawa (2009)

Points Fourth Quarter: 23 vs. Trinity International (1991)

Points First Half: 49 vs. Evangel (2010)

Points Second Half: 44 vs. Ottawa (2009)

Touchdowns Scored: 13 vs. Culver-Stockton (2010)

Field Goals Made: 4 vs. Avila (2007)

Penalties: 22 vs. MidAmerica Nazarene (2007)

Penalty Yards: 230 vs. Avila (2001)

Fewest Total Yards Allowed: 77 vs. Central Methodist (2004)

Fewest Rushing Yards Allowed: -7 vs. Peru State (1992)

Fewest Passing Yards Allowed: 29 vs. Missouri Valley (1991)

Sacks: 7 vs. Evangel (2004) and vs. Taylor (1995)

Interceptions: 6 vs. St. Xavier (1993)

Fumble Recoveries: 7 vs. Trinity International (1991)

Turnovers Forced: 9 vs. Trinity International (1991)

TEAM SEASON

Yards Gained: 6894 (2009)

Yards Gained Per Game: 551.5 (2010)

Rushes: 506 (2004)

Rushing Yards: 2796 (2009)

Rushing Yards Per Game: 199.7 (2009)

Rushing TDs: 49 (2009)

Passing Attempts: 437 (2008)

Completions: 282 (2009)

Comp. Per Game: 21.5 (2008)

Passing Yards Gained: 358.7 (2010)

Completion Percentage: .719 (2010)

Touchdown Passes: 42 (2010)

Highest Punting Average: 42.0 (2010)

Points: 744 (2009)

Points Per Game: 531.1 (2009)

Least Points: 111 (2001)

Penalty Yards: 1245 (2009)

Fewest Yards Allowed: 2981 (2004)

Fewest Yards Allowed Per Game: 248.4 (2004)

Fewest Rushing Yards Per Game: 1146 (2004)

Fewest Yards Allowed Per Game: 95.5 (2004)

Fewest Pass Yards Allowed: 1476 (1995)

Fewest Pass Yards Per Game: 134.2 (1995)

Pass Intercepted: 23 (2008)

Interception Return For TD: 4 (2008 & 2009)

Fewest Points Allowed: 152 (2004)

Fewest Points Per Game Allowed: 12.7 (2004)

Most Points Allowed: 397 (1994)

Most Points Allowed Per Game: 39.7 (1994)

Consecutive Wins: 13 (2009)

Consecutive Games Unbeaten 13 (2009)

Consecutive Losses: 9 (1992-93)

Consecutive Games Without Being Shutout: 95 (2003-Present)

Overtimes In A Single Game: 2 vs. Missouri Valley (2005)

INDIVIDUAL CAREER

Plays Per Game: 29.3, Philip Staback (2009-10)

Yards Gained: 8359, Ben Kisner (2005-08)

Yards Gained Per Game:

293.3, Philip Staback (2009-10)

Touchdowns Responsible For: 78, Philip Staback (2009-10)

Rushes: 405 DeDe Dorsey (2004-05)

Yards Gained Rushing: 2639, Marceo Haywood (1998-99)

Rushing TDs Scored: 28, Marceo Haywood (1998-99)

Passing Attempts: 1095, Ben Kisner (2005-08)

Pass Attempts Per Game: 26.7, Ben Kisner (2005-08)

Completions: 638, Ben Kisner (2005-08)

Completion Percentage: .583, Ben Kisner (2005-08)

Interceptions Thrown: 45, Ben Kisner (2005-08)

Yards Gained Passing: 8546, Ben Kisner (2005-08)

Passing Yards Per Game: 279.6, Philip Staback (2009-10)

Touchdown Passes: 70, Philip Staback (2009-10)

Passes Caught: 136, Matt Bramow (2008-10)

Receiving Yards: 2036, Rudy Flemming (2008-09)

Touchdown Catches: 24, Matt Bramow (2008-10)

Highest Avg. Per Punt: 39.5, Zac Atterberry (2004-07)

Interceptions: 14, Brandon Gould (2005-09)

Points Scored: 329, Halley Ferrell (2006-09)

Touchdowns Scored: 41, Denodus O'Bryant (2009-10)

Field Goals: 40, Halley Ferrell (2006-09)

Extra Points Made: 209, Halley Ferrell (2006-09)

Consecutive Extra Points Made: 58, Halley Ferrell (2008-09)

ALL-TIME TOP 10 RECORD HOLDERS

TEAM SINGLE GAME

TOTAL OFFENSE

Most Plays:

- 98 vs. Culver-Stockton (2000)
- 90 vs. Baker (2000)
- 89 vs. Evangel (1997)
- 86 vs. Taylor (1994)
- 86 vs. Evangel (2000)
- 82 vs. Taylor (1995)
- 82 vs. Baker (2007)
- 80 vs. Northwestern (2003)
- 80 vs. Morningside (2008)
- 79 vs. Butler (1999)

Most Yards Gained:

- 735 vs. Evangel (2010)
- 726 vs. Graceland (2010)
- 721 vs. Culver-Stockton (2010)
- 640 vs. Central Methodist (2009)
- 636 vs. Evangel (2008)
- 617 vs. Central Methodist (2010)
- 606 vs. Georgetown (2007)
- 592 vs. Graceland (2009)
- 585 vs. Culver-Stockton (2009)
- 577 vs. Graceland (2008)

RUSHING

Most Rushes:

- 63 vs. Culver-Stockton (1997)
- 59 vs. Hardin-Simmons (1991)
- 58 vs. Northwestern (2003)
- 57 vs. Evangel (2002)
- 56 vs. Graceland (2005)
- 55 vs. Evangel (1999)
- 54 vs. Taylor (1994)
- 52 vs. Culver-Stockton (2003)
- 50 vs. Central Methodist (2004)
- 50 vs. Baker (2005)
- 50 vs. Missouri Valley (2008)

Most Yards Gained:

- 376 vs. Culver-Stockton (2010)
- 369 vs. Georgetown (2007)
- 341 vs. Culver-Stockton (1991)
- 334 vs. Evangel (2002)
- 328 vs. Evangel (2009)
- 321 vs. Baker (1998)
- 307 vs. Hardin-Simmons (1991)
- 305 vs. Graceland (2005)



1991

- 303 vs. Central Methodist (2005)
- 291 vs. Northwestern (2003)

Most Touchdowns:

- 8 vs. Culver-Stockton (2010)
- 7 vs. Evangel (2009)
- 6 vs. Graceland (2005)
- 6 vs. Central Methodist (2005)
- 6 vs. William Jewell (2009)
- 5 vs. Hardin-Simmons (1991)
- 5 vs. Baker (2007)
- 5 vs. Evangel (2008)
- 5 vs. Central Methodist (2009)
- 5 vs. Graceland (2009)

PASSING

Most Attempts:

- 62 vs. Culver-Stockton (2000)
- 58 vs. Baker (2000)
- 48 vs. Morningside (2008)
- 47 vs. Benedictine (1997)
- 46 vs. Westminster (1995)
- 46 vs. Evangel (1997)
- 45 vs. Olivet Nazarene (1994)
- 44 vs. St. Ambrose (1992)
- 44 vs. Culver-Stockton (1996)
- 44 vs. Missouri Valley (1997)
- 44 vs. Culver-Stockton (2007)
- 44 vs. Missouri Valley (2007)

Most Completions:

- 35 vs. Culver-Stockton (2000)
- 33 vs. Morningside (2008)
- 32 vs. Baker (2010)
- 30 vs. Benedictine (1997)
- 30 vs. Baker (2000)
- 28 vs. Benedictine (1996)
- 28 vs. Evangel (2010)
- 27 vs. Olivet Nazarene (1994)
- 27 vs. Benedictine (1998)
- 27 vs. Missouri Valley (2010)

Most Had Intercepted:

- 5 vs. MidAmerica Nazarene (2000)
- 4 vs. Findlay (1995)
- 4 vs. William Jewell (1996)
- 4 vs. Northwestern (2001)
- 4 vs. Benedictine (2005)

Most Yards Gained:

- 552 vs. Evangel (2010)
- 490 vs. Baker (2010)
- 454 vs. Morningside (2008)
- 453 vs. Graceland (2010)
- 439 vs. Baker (2000)
- 415 vs. Evangel (2008)
- 404 vs. Missouri Valley (2010)
- 403 vs. Central Methodist (2010)
- 393 vs. Benedictine (1996)
- 386 vs. Graceland (2009)

Most Touchdown Passes:

6 vs. Baker (2010)
5 vs. Graceland (1996)
5 vs. Culver-Stockton (2008)
5 vs. Lambuth (2008)
5 vs. MidAmerica Nazarene (2009)
5 vs. Evangel (2010)
5 vs. Central Methodist (2010)
5 vs. Avila (2010)
5 vs. Graceland (2010)

PUNTING

Most Punts:

11 vs. Northwestern (2000)
11 vs. Westminster (1995)
10 vs. Midwestern State (1994)
9 vs. Missouri Valley (2007)
9 vs. Missouri Valley (2005)
9 vs. Missouri Valley (2004)
9 vs. MidAmerica Nazarene (2004)
9 vs. Culver-Stockton (2001)
9 vs. Valparaiso (2002)
9 vs. Evangel (2003)

Highest Average Per Punt (Min. 5 punts):

48.2 vs. Evangel (2007)
46.4 vs. William Jewell (2006)
44.6 vs. Evangel (2000)
44.0 vs. Avila (2005)
43.8 vs. Northwestern (2003)
43.0 vs. Benedictine (2004)
43.0 vs. Southwest Minnesota State (1992)

SCORING

Most Points:

90 vs. Culver-Stockton (2010)
77 vs. Graceland (2010)
76 vs. Central Methodist (1999)
73 vs. William Jewell (2009)
69 vs. Central Methodist (2010)
68 vs. Culver-Stockton (2008)
68 vs. Evangel (2010)
67 vs. Culver-Stockton (2009)
66 vs. Central Methodist (2009)
65 vs. Lambuth (2008)

Most Points, Both Teams:

113 vs. Lambuth (2008)
110 vs. Graceland (2010)
109 vs. Culver-Stockton (2010)
90 vs. Ottawa (2009)
89 vs. Central Methodist (2009)
88 vs. Georgetown (2007)
83 vs. Avila (2007)
83 vs. Central Methodist (1999)

Most Points, First Quarter

28 vs. Northwestern (2001)
28 vs. Graceland (2010)
27 vs. Culver-Stockton (2010)
24 vs. Baker (2007)
24 vs. William Jewell (2009)
21 vs. Evangel (2008)
21 vs. MidAmerica Nazarene (2009)
21 vs. Baker (2009)

Most Points, Second Quarter

36 vs. Central Methodist (2010)
35 vs. Culver-Stockton (2008)
31 vs. Avila (2008)
28 vs. Central Methodist (1999)
28 vs. Central Methodist (2005)
28 vs. Graceland (2008)
28 vs. Evangel (2010)
26 vs. Lane (1991)

Most Points, Third Quarter

37 vs. Ottawa (2009)
24 vs. Central Methodist (2009)
22 vs. Avila (2004)
21 vs. Culver-Stockton (1997)
21 vs. Baker (2005)
21 vs. Graceland (2007)
21 vs. Evangel (2008)
21 vs. Evangel (2009)
21 vs. William Jewell (2009)
21 vs. Langston (2009)
21 vs. Culver-Stockton (2010)
21 vs. Graceland (2010)

Most Points, Fourth Quarter

23 vs. Trinity International (1991)
21 vs. Culver-Stockton (2004)
21 vs. Evangel (2009)
21 vs. Culver-Stockton (2010)
20 vs. Benedictine (1997)
20 vs. Missouri Valley (2004)
20 vs. Evangel (2006)
20 vs. Culver-Stockton (2009)
19 vs. Avila (2007)

Most Points, First Half

49 vs. Evangel (2010)
49 vs. Central Methodist (2010)
49 vs. Graceland (2010)
48 vs. Culver-Stockton (2010)
45 vs. Central Methodist (1999)
45 vs. Avila (2008)
45 vs. William Jewell (2009)
42 vs. Culver-Stockton (2008)
37 vs. Baker (2007)
36 vs. Avila (2010)



GEORGE MUMPHARD
2003-2004

Most Points, Second Half

44 vs. Ottawa (2009)
42 vs. Evangel (2009)
42 vs. Culver-Stockton (2010)
36 vs. Avila (2007)
34 vs. Georgetown (2007)
33 vs. Central Methodist (2005)
33 vs. Culver-Stockton (2009)
31 vs. Central Methodist (1999)
31 vs. Lambuth (2008)
31 vs. Central Methodist (2009)
30 vs. Trinity International (1991)

Most Touchdowns Scored:

13 vs. Culver-Stockton (2010)
11 vs. Graceland (2010)
10 vs. Central Methodist (1999)
10 vs. Culver-Stockton (2008)
10 vs. Culver-Stockton (2009)
10 vs. William Jewell (2009)
10 vs. Evangel (2010)
10 vs. Central Methodist (2010)

Most Points After Touchdown Made by Kicking:

12 vs. Culver-Stockton (2010)
11 vs. Graceland (2010)
10 vs. Central Methodist (1999)
10 vs. William Jewell (2009)
9 vs. Evangel (2009)
9 vs. Central Methodist (2009)

Most Field Goals Made:

4 vs. Avila (2007)
3 vs. Baker (2007)
3 vs. Central Methodist (2007)
3 vs. Southwest Minnesota State (1992)
3 vs. William Jewell (2010)
2 vs. numerous teams

PENALTIES

Most Penalties:

22 vs. MidAmerica Nazarene (2007)
19 vs. Avila (2001)
19 vs. Culver-Stockton (1997)
17 vs. Peru State (1994)
17 vs. Missouri Valley (2010)
16 vs. Graceland (2010)
15 vs. Graceland (2007)
15 vs. William Jewell (2004)

Most Yards Penalized:

230 vs. Avila (2001)
215 vs. Culver-Stockton (1997)
173 vs. Graceland (2001)
167 vs. MidAmerica Nazarene (2007)
165 vs. Missouri Valley (2010)
155 vs. Graceland (2010)
153 vs. Langston (2009)
141 vs. MidAmerica Nazarene (2005)
137 vs. Culver-Stockton (2008)
137 vs. Evangel (2008)

TOTAL DEFENSE

Fewest Total Offense Yards Allowed:

77 vs. Central Methodist (2004)
105 vs. Avila (2001)
135 vs. St. Xavier (1993)
139 vs. Taylor (1995)
144 vs. Central Methodist (1999)
150 vs. Missouri Valley (1992)
157 vs. Baker (2001)
160 vs. Missouri Valley (1991)
165 vs. Missouri Valley (2004)
166 vs. Evangel (2009)

Fewest Rushing Yards Allowed:

-7 vs. Peru State (1992)
2 vs. Culver-Stockton (1997)
6 vs. Alabama-Birmingham (1992)
19 vs. William Jewell (2009)
21 vs. William Jewell (2007)
23 vs. Missouri Valley (2004)
24 vs. Central Methodist (1998)
32 vs. Culver-Stockton (2004)
32 vs. Avila (2007)
38 vs. Taylor (1995)

Fewest Passing Yards Allowed:

29 vs. Missouri Valley (1991)
32 vs. Avila (2001)
42 vs. Evangel (2005)
42 vs. Avila (2004)
44 vs. Missouri Valley (2002)
47 vs. Avila (2008)
49 vs. Carroll (2009)
53 vs. Culver-Stockton (2005)
53 vs. Missouri Valley (2008)
63 vs. Campbellsville (1991)
63 vs. Central Methodist (2004)

Most Sacks Recorded by:

7 vs. Evangel (2004)
7 vs. Taylor (1995)
5 vs. Avila (2007)
5 vs. Culver-Stockton (2007)
5 vs. Missouri Valley (2004)
5 vs. Culver-Stockton (1999)

INTERCEPTIONS

Most Passes Intercepted by:

6 vs. St. Xavier (1993)
5 vs. Baker (2004)
5 vs. Culver-Stockton (2007)
5 vs. Lambuth (2008)
5 vs. Ottawa (2009)

Most Yards on Interception Returns:

125 vs. Evangel (2006)
120 vs. Culver-Stockton (2010)
118 vs. Culver-Stockton (2006)
108 vs. Avila (2004)
99 vs. Georgetown (2007)
97 vs. Central Methodist (2005)
87 vs. Central Methodist (2006)
85 vs. Graceland (2008)
84 vs. Northwestern (2003)
83 vs. Baker (2004)

INDIVIDUAL SINGLE GAME

TOTAL OFFENSE

Most Plays:

56, Mike Hofbauer vs. Evangel (2000)
53, Lamar Wilkes vs. Campbellsville (1991)
51, Max Brown vs. Evangel (1997)
50, Ben Kisner vs. Morningside (2008)
49, Cory Nesslage vs. Olivet Naz. (1994)
47, Max Brown vs. Westminster (1995)
46, Philip Staback vs. Missouri Valley (2009)
45, Brian Lacroix vs. Culver-Stockton (2000)
45, Ben Kisner vs. Morningside (2008)
44, DeDe Dorsey vs. Graceland (2005)

Most Yards Gained:

458, Philip Staback vs. Baker (2010)
433, Ben Kisner vs. Morningside (2008)
418, Philip Staback vs. Mo. Valley (2010)
406, Ben Kisner vs. Evangel (2008)
385, Philip Staback vs. Evangel (2010)

385, Philip Staback vs. Graceland (2010)
376, Philip Staback vs. Carroll (2009)
363, Philip Staback vs. Saint Francis (2010)
352, Ben Kisner vs. Lambuth (2008)
350, Philip Staback vs. Graceland (2009)

RUSHING

Most Rushes:

43, DeDe Dorsey vs. Graceland (2005)
40, Marceo Haywood vs. Evangel (1999)
36, Derron Parquet vs. MidAm Naz. (2004)
35, Adam Saperstein vs. Cumberland (1990)
35, Adam Saperstein vs. Hardin-Sim. (1991)
32, Ron Huskey vs. Missouri Valley (2000)
32, DeDe Dorsey vs. Northwestern (2004)

Most Yards Gained

271, DeDe Dorsey vs. Graceland (2005)
246, DeDe Dorsey vs. Evangel (2005)
235, Marceo Haywood vs. Butler (1999)
235, Adam Saperstein vs. Cumb. (1990)
220, Adam Saperstein vs. St. Amb. (1991)
215, DeDe Dorsey vs. Culver (2004)
214, Adam Saperstein vs. Hard-Simm. (1991)
198, DeDe Dorsey vs. Northwestern (2004)
196, Marceo Haywood vs. MidAm (1998)
195, DeDe Dorsey vs. Hastings (2004)



ADAM SAPERSTEIN
1991

Most Touchdowns Scored by Rushing:

6, DeDe Dorsey vs. Graceland (2005)
5, Adam Saperstein vs. Hard-Simm (1991)
3, Adam Saperstein vs. Lane (1991)
3, Jim Paddock vs. Okla. Pan St. (1992)
3, Shawn Morman vs. Minn.-Morris (1992)
3, Marceo Haywood vs. Butler (1998)
3, Marceo Haywood vs. CSC (1999)
3, Ron Huskey vs. Missouri Valley (2000)
3, Derron Parquet vs. Missouri Valley (2004)
3, DeDe Dorsey vs. Baker (2004)
3, DeDe Dorsey vs. Central Meth. (2005)
3, DeDe Dorsey vs. Baker (2005)
3, Richard Murrell vs. Evangel (2009)
3, Nate Orlando vs. MidAm Naz (2010)
3, Nate Orlando vs. Culver-Stockton (2010)

Longest Rush:

84, Richard Murrell vs. Georgetown (2007)
82, Denodus O'Bryant vs. Evangel (2009)
81, Sherwin Ellis vs. Evangel (2003)
81, Hakeem Abdullah vs. GU (2007)
80, Donnie Dillard vs. Trinity Int. (1995)
80, Wallace Santee vs. CMC (1997)
79, DeDe Dorsey vs. CMC (2005)
77, DeDe Dorsey vs. Baker (2004)
76, DeDe Dorsey vs. Hastings (2004)
75, Derron Parquet vs. Graceland (2004)

PASSING

Most Attempts:

58, Mike Hofbauer vs. Baker (2000)
47, Max Brown vs. Benedictine (1997)
47, Ben Kisner vs. Lambuth (2008)
46, Max Brown vs. Westminster (1995)
46, Max Brown vs. Evangel (1997)
44, Alan Hall vs. St. Ambrose (1992)
44, Cory Nesslage vs. Olivet Naz. (1994)
44, Max Brown vs. Missouri Valley (1997)
43, Mike Hofbauer vs. Evangel (2000)
43, Ben Kisner vs. Carroll (2008)

Most Completions:

32, Ben Kisner vs. Morningside (2008)
30, Max Brown vs. Benedictine (1997)
30, Mike Hofbauer vs. Baker (2000)
28, Max Brown vs. Benedictine (1996)
27, Cory Nesslage vs. Olivet Naz. (1994)
27, Max Brown vs. Benedictine (1998)
27, Philip Staback vs. Missouri Valley (2010)
27, Philip Staback vs. Baker (2010)

26, Max Brown vs. Westminster (1995)
26, Max Brown vs. Missouri Valley (1997)
26, Mike Hofbauer vs. Evangel (2000)
26, Philip Staback vs. Carroll (2009)

Most Passes Had Intercepted

5, Mike Beckham vs. MidAm Naz. (2000)
4, Max Brown vs. William Jewell (1996)
4, Frank McGinty vs. Northwestern (2001)
4, Connell Gerry vs. Benedictine (2005)
3, Lamar Wilkes vs. Knoxville (1990)
3, Max Brown vs. Evangel (1996)
3, Brian LaCroix vs. Graceland (1999)
3, Brian LaCroix vs. Olivet Naz. (2000)
3, Ben Kisner vs. Evangel (2007)
3, Ben Kisner vs. Baker (2008)
3, Ben Kisner vs. William Jewell (2008)
3, Philip Staback vs. MidAm Naz (2010)

Most Yards Gained:

445, Ben Kisner vs. Morningside (2008)
439, Mike Hofbauer vs. Baker (2000)
436, Philip Staback vs. Baker (2010)
406, Ben Kisner vs. Evangel (2008)
404, Philip Staback vs. Mo.i Valley (2010)
393, Max Brown vs. Benedictine (1996)
385, Philip Staback vs. Evangel (2010)
385, Philip Staback vs. Graceland (2010)
382, Philip Staback vs. Carroll (2009)
356, Ben Kisner vs. Graceland (2008)

Most Touchdown Passes:

6, Philip Staback vs. Baker (2010)
5, Max Brown vs. Graceland (1996)
5, Ben Kisner vs. Lambuth (2008)
5, Philip Staback vs. CMU (2010)
5, Philip Staback vs. Avila (2010)

Longest Pass:

88, Cory Nesslage to Mark Henrie vs. Peru State (1994)
85, Emilia Salazar to George Mumphard (2004)
80, Bryce MacDonald to Jim Paddock vs. Okla. Panhandle (*92)
79, Ben Kisner to George Mumphard (2005)
78, Philip Staback to Denodus O'Bryant vs. Central Meth. (2010)
76, Philip Staback to Jamere Holland vs. Baker (2010)

- 75, Philip Staback to Denodus O'Bryant vs. Graceland (2010)
- 74, McGinty to Nelson (2001)
- 73, Philip Staback to Roren Thomas (2009)
- 71, Terance Jackson to Matt Bramow (2010)

RECEIVING

Most Passes Caught:

- 15, Mike Wyrick vs. Culver-Stockton (2000)
- 12, Dominic Peterson vs. CSC (2007)
- 11, Mario Patton vs. St. Xavier (1995)
- 11, Jamere Holland vs. Mo. Valley (2010)
- 10, Rudy Fleming vs. Morningside (2008)

Most Yards Gained:

- 184, George Mumphard vs. MidAm (2005)
- 176, Carlton Rivers vs. Benedictine (1996)
- 174, Mike Wyrick vs. CSC (2000)
- 174, Matt Bramow vs. Evangel (2010)
- 172, Jamere Holland vs. Baker (2010)
- 169, Rudy Fleming vs. Morningside (2008)
- 162, Marcel Thompson vs. Bene. (2009)
- 158, Trent Thomas vs. St. Ambrose (1992)
- 158, Jamere Holland vs. Mo. Valley (2010)
- 153, Mario Patton vs. CMC (1996)

PUNTING

Most Punts:

- 11, Mike Feinstein vs. Westminster (1995)
- 9, Zac Atterberry vs. Missouri Valley (2007)
- 9, Zac Atterberry vs. Missouri Valley (2004)
- 9, Zac Atterberry vs. MidAm Naz. (2004)
- 9, Jesse Williams vs. Valparaiso (2002)
- 9, Mike Feinstein vs. Midwestern St. (1994)
- 9, William Tullman vs. Evangel (2003)
- 9, Sibbing vs. Evangel (1999)

Most Yards on Interception Returns:

- 125, Derek Coxson vs. Evangel (2006)
 - 100, Larry Gladney vs. CSC (2006)
 - 99, Tyler Kasper vs. Georgetown (2007)
 - 96, Jared Shoemaker vs. CMU (2005)
 - 85, Blake Conreaux vs. Graceland (2008)
 - 82, Logen Wright vs. CMU (2006)
 - 80, Jim Paddock vs. Southwestern (1990)
 - 79, Cody Fogle vs. Culver-Stockton (2010)
 - 78, Mark Felicelli vs. Graceland (1997)
 - 76, DeDe Dorsey vs. Avila (2004)
- Longest Interception Return:
100, Larry Gladney vs. CSC (2006)



HALLEY FERRELL
2006-2009

PUNT RETURNS

Most Yards on Punt Returns:

- 116, Adam Saperstein vs. Mo. Valley (1991)
- 100, Jamere Holland vs. CSC (2010)
- 89, Cornelius Campbell vs. GU (1999)
- 86, Jamere Holland vs. CMU (2010)
- 85, Adam Saperstein vs. Lane (1991)
- 85, Julian Smith vs. Midland Luth. (1995)
- 84, Damian James vs. CSC (2009)
- 70, Thomas Christian vs. CMU (2007)
- 70, Rudy Fleming vs. Avila (2008)

Longest Punt Return:

- 89, Cornelius Campbell vs. Grace. 1999
- 85, Adam Saperstein vs. Lane (1991)
- 85, Julian Smith vs. Midland Luth. (1995)
- 84, Jamere Holland vs. CMU (2010)
- 79, Damian James vs. CSC (2009)
- 72, Adam Saperstein vs. Mo. Valley (1991)
- 67, Damian James vs. Baker (2010)
- 61, Rudy Fleming vs. Avila (2008)
- 58, TJ Riley vs. Avila (2004)

KICKOFF RETURNS

Most Kickoff Returns:

- 6, Bobby Mason vs. Benedictine (2005)
- 6, Tobias vs. Evangel (2000)
- 6, Julian Smith vs. Findlay (1995)

Most Yards on Kickoff Returns:

- 144, Tony Tobias vs. Evangel (2000)
- 143, McCray Harris vs. Mo. Valley (2006)
- 140, Nate Orlando vs. Carroll (2008)
- 124, Cebo Campbell vs. MidAm (2001)
- 124, Ricky McDermott vs. Avila (2007)
- 124, Denodus O'Bryant vs. Baker (2009)
- 114, Roren Thomas vs. Benedictine (2009)
- 109, Mike Bunton vs. Lambuth (2008)
- 102, Bobby Mason vs. Benedictine (2005)
- 97, Tony Tobias vs. Olivet Nazarene (2000)

Longest Kickoff Return:

- 97, Tony Tobias vs. Olivet Nazarene (2000)
- 97, McCray Harris vs. Mo. Valley (2006)
- 95, Denodus O'Bryant vs. Bene. (2010)
- 94, Nate Orlando vs. Carroll (2008)
- 94, Denodus O'Bryant vs. Baker (2009)
- 94, Denodus O'Bryant vs. Ottawa (2009)
- 90, Dana Day vs. McKendree (1996)
- 89, Derek Nelson vs. Graceland (2001)
- 87, Donnie Dillard vs. Findlay (1995)
- 85, Mike Bunton vs. Lambuth (2008)
- 85, Roren Thomas vs. Mo. Valley (2009)

SCORING

Most Points Scored:

36, DeDe Dorsey vs. Graceland (2005)
30, Adam Saperstein vs. Hard.-Simm. (1991)
24, Adam Saperstein vs. Lane (1991)
24, Nate Orlando vs. CSC (2010)
20, Derron Parquet vs. Mo. Valley (2004)

Most Touchdowns Scored:

6, DeDe Dorsey vs. Graceland (2005)
5, Adam Saperstein vs. Hard.-Simm. (1991)
4, Adam Saperstein vs. Lane (1991)
4, Nate Orlando vs. Culver-Stockton (2010)

Most Extra Points Made by Kicking:

11, James Neal vs. Graceland (2010)
10, Dante Buscaglia vs. Central Methodist (1999)
10, Halley Ferrell vs. William Jewell (2009)
9, Halley Ferrell vs. Evangel (2009)
9, Halley Ferrell vs. CMU (2009)

Most Extra Points Attempted by Kicking:

11, James Neal vs. Graceland (2010)
10, Dante Buscaglia vs. CMU (1999)
10, Halley Ferrell vs. Culver-Stockton (2009)
10, Halley Ferrell vs. William Jewell (2009)
9, Halley Ferrell vs. Lambuth (2008)
9, Matt Leiss vs. Culver-Stockton (2008)
9, Halley Ferrell vs. Evangel (2009)
9, Halley Ferrell vs. CMU (2009)
9, Halley Ferrell vs. Ottawa (2009)
9, James Neal vs. Culver-Stockton (2010)

INDIVIDUAL SEASON

TOTAL OFFENSE

Most Plays:

430, Ben Kisner (2008)
421, Philip Staback (2009)
378, Ben Kisner (2007)
310, Emilia Salazar (2004)
298, Cory Nesslage (1994)
283, Philip Staback (2010)
281, DeDe Dorsey (2005)
258, Max Brown (1995)
254, Ben Kisner (2006)
199, Hakeem Abdullah (2007)

Most Plays Per Game:

33.1, Ben Kisner (2008)
31.5, Ben Kisner (2007)
30.1, Philip Staback (2009)
29.8, Cory Nesslage (1994)
28.3, Philip Staback (2010)
25.8, Emilia Salazar (2004)
25.8, Max Brown (1995)
25.5, DeDe Dorsey (2005)
23.1, Ben Kisner (2006)
20.9, Corey Nesslage (1995)

Most Yards Gained:

3596, Philip Staback (2009)
3554, Ben Kisner (2008)
3442, Philip Staback (2010)
2569, Ben Kisner (2007)
1874, Emilia Salazar (2004)
1627, DeDe Dorsey (2005)
1380, Ben Kisner (2006)
1378, Max Brown (1995)
1155, Hakeem Abdullah (2007)
968, Corey Nesslage (1995)

Most Yards Gained Per Game:

344.2, Philip Staback (2010)
273.4, Ben Kisner (2008)
256.9, Philip Staback (2009)
214.1, Ben Kisner (2007)
156.2, Emilia Salazar (2004)
147.9, DeDe Dorsey (2005)
137.8, Max Brown (1995)
125.5, Ben Kisner (2006)
107.6, Corey Nesslage (1995)
96.3, Hakeem Abdullah (2007)

Most Touchdowns Responsible For:

42, Philip Staback (2009)
36, Philip Staback (2010)
33, Ben Kisner (2008)
24, Denodus O'Bryant (2009)
21, Ben Kisner (2007)
18, DeDe Dorsey (2005)
18, Emilia Salazar (2004)
16, Dario Camacho (2008)
14, Hakeem Abdullah (2007)
13, Rudy Fleming (2008)


RUSHING

Most Rushes:

280, DeDe Dorsey (2005)
219, Adam Saperstein (1990)
210, Marceo Haywood (1998)
199, Hakeem Abdullah (2007)
155, Derron Parquet (2004)
151, Dario Camacho (2008)
150, David Goodwill (1994)
149, Hakeem Abdullah (2006)
125, DeDe Dorsey (2004)
116, Cecil Severado (1995)

Most Rushes Per Game:

25.5, DeDe Dorsey (2005)
21.9, Adam Saperstein (1990)
19.4, Derron Parquet (2004)
19.1, Marceo Haywood (1998)
16.6, Hakeem Abdullah (2007)
12.9, Cecil Severado (1995)
12.4, Hakeem Abdullah (2006)
11.6, Dario Camacho (2008)
10.4, DeDe Dorsey (2004)
9.8, Richard Murrell (2007)



BEN KISNER
2005-2008

Most Yards Gained:

1600, DeDe Dorsey (2005)
1509, Marceo Haywood (1999)
1155, Hakeem Abdullah (2007)
1136, Adam Saperstein (1991)
1130, Marceo Haywood (1998)
1059, Adam Saperstein (1990)
1000, Denodus O'Bryant (2009)
899, Hakeem Abdullah (2006)
833, Wallace Santee (1997)
841, DeDe Dorsey (2004)

Most Yards Gained Per Game:

150.9, Marceo Haywood (1999)
145.5, DeDe Dorsey (2005)
113.6, Adam Saperstein (1991)
105.9, Adam Saperstein (1990)
102.7, Marceo Haywood (1998)
96.3, Hakeem Abdullah (2007)
90.9, Derron Parquet (2004)
83.3, Wallace Santee (1997)
83.3, Denodus O'Bryant (2009)
74.9, Hakeem Abdullah (2006)

Most Touchdowns Scored:

16, DeDe Dorsey (2005)
15, Marceo Haywood (1998)
15, Denodus O'Bryant (2009)
13, Marceo Haywood (1999)
13, Dario Camacho (2008)
12, Adam Saperstein (1991)
12, Nate Orlando (2010)
11, Hakeem Abdullah (2007)
11, Richard Murrell (2007)
9, Wallace Santee (1997)
9, Richard Murrell (2009)

100-yard rushing games:

8, DeDe Dorsey (2005)
5, Adam Saperstein (1990)
5, Adam Saperstein (1991)
5, Marceo Haywood (1998)
5, Hakeem Abdullah (2006)
5, Hakeem Abdullah (2007)
5, Denodus O'Bryant (2009)
4, DeDe Dorsey (2004)
4, Derron Parquet (2004)
3, Dario Camacho (2008)

200-yard rushing games:

2, DeDe Dorsey (2005)
2, Adam Saperstein (1991)
1, DeDe Dorsey (2004)
1, Adam Saperstein (1990)

PASSING

Most Attempts:

411, Ben Kisner (2008)
351, Philip Staback (2009)
349, Ben Kisner (2007)
269, Emilia Salazar (2004)
251, Philip Staback (2010)
249, Cory Nesslage (1994)
249, Max Brown (1997)
234, Max Brown (1995)
222, Ben Kisner (2006)
161, Corey Nesslage (1995)

Most Attempts Per Game:

31.6, Ben Kisner (2008)
29.1, Ben Kisner (2007)
25.1, Philip Staback (2010)
25.0, Philip Staback (2009)
24.9, Max Brown (1997)
24.9, Cory Nesslage (1994)
23.4, Max Brown (1995)
22.4, Emilia Salazar (2004)
20.2, Ben Kisner (2006)
17.9, Corey Nesslage (1995)

Most Completions:

263, Ben Kisner (2008)
237, Philip Staback (2009)
210, Ben Kisner (2007)
189, Philip Staback (2010)
151, Max Brown (1997)
128, Emilia Salazar (2004)
127, Cory Nesslage (1994)
122, Max Brown (1995)
109, Ben Kisner (2006)
93, Corey Nesslage (1995)

Most Completions Per Game:

20.2, Ben Kisner (2008)
18.9, Philip Staback (2010)
17.5, Ben Kisner (2007)
16.9, Philip Staback (2009)
15.1, Max Brown (1997)
12.7, Cory Nesslage (1994)
12.2, Max Brown (1995)

10.7, Emilia Salazar (2004)
10.3, Corey Nesslage (1995)
9.9, Ben Kisner (2006)

Highest Percentage Completed (min. 225 attempts):

.753, Philip Staback (2010)
.675, Philip Staback (2009)
.640, Ben Kisner (2008)
.610, Max Brown (1998)
.606, Max Brown (1997)
.601, Ben Kisner (2007)
.521, Max Brown (1995)
.516, Max Brown (1996)
.510, Cory Nesslage (1994)
.476, Emilia Salazar (2004)

Most Intercepted:

16, Ben Kisner (2007)
15, Ben Kisner (2008)
14, Lamar Wilkes (1990)
14, Max Brown (1996)
10, Corey Nesslage (1995)
10, Ben Kisner (2006)
9, Corey Nesslage (1994)
8, Philip Staback (2010)
6, Emilia Salazar (2004)
6, Philip Staback (2009)

Lowest Percentage Intercepted (min. 200 attempts):

0.017, Philip Staback (2009)
0.025, Emilia Salazar (2004)
0.03, Max Brown (1995)
0.03, Max Brown (1997)
0.03, Philip Staback (2010)
0.04, Ben Kisner (2008)
0.05, Ben Kisner (2007)
0.05, Ben Kisner (2006)

Most Yards Gained:

3,655, Ben Kisner (2008)
3,381, Philip Staback (2009)
3,329, Philip Staback (2010)
2,549, Ben Kisner (2007)
2,138, Max Brown (1996)
2,124, Max Brown (1998)
1,936, Emilia Salazar (2004)
1,519, Cory Nesslage (1994)
1,512, Max Brown (1997)
1,468, Ben Kisner (2006)

Most Yards Gained Per Game:

332.9, Philip Staback (2010)
281.2, Ben Kisner (2008)
241.5, Philip Staback (2009)
213.8, Max Brown (1996)
212.4, Ben Kisner (2007)
193.1, Max Brown (1998)
161.3, Emilia Salazar (2004)
151.9, Cory Nesslage (1994)
151.2, Max Brown (1997)
140.6, Max Brown (1995)

Most Yards Gained Per Attempt:

13.3, Philip Staback (2010)
9.6, Philip Staback (2009)
8.9, Ben Kisner (2008)
7.3, Ben Kisner (2007)
7.2, Emilia Salazar (2004)
6.1, Cory Nesslage (1994)
6.1, Max Brown (1997)
6.0, Max Brown (1995)

Most Yards Gained Per Completion:

17.6, Philip Staback (2010)
15.1, Emilia Salazar (2004)
14.3, Philip Staback (2009)
13.9, Ben Kisner (2008)
12.1, Ben Kisner (2007)
12.0, Cory Nesslage (1994)
11.5, Max Brown (1995)
10.0, Max Brown (1997)

Most Touchdown Passes:

36, Philip Staback (2009)
34, Philip Staback (2010)
33, Ben Kisner (2008)
19, Ben Kisner (2007)
18, Emilia Salazar (2004)
16, Cory Nesslage (1994)
16, Max Brown (1996)
14, Max Brown (1997)
14, Max Brown (1998)
11, Lamar Wilkes (1990)
10, Ben Kisner (2006)

200-yard passing games:

11, Ben Kisner (2008)
11, Philip Staback (2009)
9, Philip Staback (2010)
7, Ben Kisner (2007)
4, Emilia Salazar (2004)

300-yard passing games:

6, Philip Staback (2010)
4, Ben Kisner (2008)
3, Philip Staback (2009)
1, Ben Kisner (2005)

RECEIVING

Most Passes Caught:

67, Rudy Fleming (2008)
58, Mario Patton (1995)
57, Rudy Fleming (2009)
55, Steven Kennedy (2004)
53, Marcel Thompson (2009)
51, Dominic Peterson (2007)
50, Matt Bramow (2009)
47, Steven Kennedy (2005)
47, Mario Patton (1996)
47, Matt Bramow (2010)

Most Passes Caught Per Game:

5.27, Mario Patton (1995)
5.15, Rudy Fleming (2008)
4.58, Steven Kennedy (2004)
4.27, Steven Kennedy (2005)
4.27, Matt Bramow (2007)
4.25, Dominic Peterson (2007)
4.08, Marcel Thompson (2009)
4.07, Rudy Fleming (2009)
3.82, Carlton Rivers (1995)
3.82, Jamere Holland (2010)

Most Yards Gained:

1056, Rudy Fleming (2008)
980, Rudy Fleming (2009)
899, Jamere Holland (2010)
893, Matt Bramow (2010)
844, Marcel Thompson (2009)
837, George Mumphard (2004)
804, Steven Kennedy (2004)
717, Mario Patton (1996)
693, George Mumphard (2005)
672, Steven Kennedy (2005)

Most Yards Gained Per Game:

81.7, Jamere Holland (2010)
81.2, Rudy Fleming (2008)
81.2, Matt Bramow (2010)
76.1, George Mumphard (2004)
70.0, Rudy Fleming (2009)
69.3, George Mumphard (2005)
67.0, Steven Kennedy (2004)

64.9, Marcel Thompson (2009)

61.1, Steven Kennedy (2005)

53.2, Hakeem Abdullah (2007)

Most Touchdown Passes Caught:

12, Matt Bramow (2009)
11, Rudy Fleming (2008)
11, Matt Bramow (2010)
9, Steven Kennedy (2004)
9, George Mumphard (2004)
8, Mark Henrie (1994)
8, Dominic Peterson (2007)
8, Rudy Fleming (2009)
8, Jamere Holland (2010)

100-yard receiving games:

4, Rudy Fleming (2008)
4, Matt Bramow (2010)
4, Jamere Holland (2010)
3, Marcel Thompson (2009)
2, Steven Kennedy (2004)
2, George Mumphard (2004)
2, George Mumphard (2005)
2, Steven Kennedy (2005)
2, Marcel Thompson (2008)
2, Rudy Fleming (2009)
2, Denodus O'Bryant (2010)
2, Andrew Helmick (2010)

PUNTING

Most Punts:

65, Mike Feinstein (1994)
62, Zac Atterberry (2004)
52, Michael Feinstein (1995)
48, Zac Atterberry (2005)
40, Zac Atterberry (2007)
38, Nick Somes (2008)
36, Zac Atterberry (2006)
34, Nick Somes (2009)
22, Halley Ferrell (2006)
16, Chris Floyd (1995)

Highest Average (min. 20 punts):

42.6, Zac Atterberry (2006)
41.6, Zac Atterberry (2007)
40.3, Nick Somes (2008)
39.4, Nick Somes (2009)
38.6, Zac Atterberry (2005)
37.5, Zac Atterberry (2004)
35.7, Halley Ferrell (2006)
35.7, Michael Feinstein (1995)

INTERCEPTIONS

Most Interceptions:

6, Brandon Gould (2009)
6, Marcus Klund (2003)
5, Marcus Klund (2004)
5, Brandon Gould (2008)
4, Jim Paddock (1990)
4, Ron White (1995)
4, Jake Sharp (2004)
4, Adarrious Ross (2008)
4, Hakim Thomas (2010)

Most Yards on Interception Returns:

125, Derek Coxson (2006)
122, Jared Shoemaker (2007)
112, Brandon Gould (2008)
104, Damian James (2009)
100, Larry Gladney (2006)
99, Tyler Kasper (2007)
96, Jared Shoemaker (2005)
87, Logen Wright (2006)
85, Blake Conreaux (2008)
81, John Cossey (1995)

PUNT RETURNS

Most Punt Returns:

25, Thomas Christian (2007)
21, Rudy Fleming (2008)
21, Bobby Mason (2005)
16, Adam Saperstein (1991)
15, Ricky Moore (2006)
14, George Mumphard (2005)
14, TJ Riley (2004)
13, Julian Smith (1995)
13, Jamere Holland (2010)
11, Leonard Durant (2007)

Most Yards of Punt Returns:

328, Thomas Christian (2007)
254, Adam Saperstein (1991)
230, Jamere Holland (2010)
228, Bobby Mason (2005)
223, Rudy Fleming (2008)
170, Julian Smith (1995)
185, Roren Thomas (2009)
163, TJ Riley (2004)
133, George Mumphard (2005)
117, Ricky Moore (2006)

Highest Average Gain Per Punt Return

(min. 1.2 per game):

15.9, Adam Saperstein (1991)
13.1, Thomas Christian (2007)
11.6, TJ Riley (2004)
10.9, Bobby Mason (2005)
10.6, Rudy Fleming (2008)
9.5, George Mumphard (2005)
7.8, Ricky Moore (2006)

KICKOFF RETURNS

Most Kickoff Returns:

24, Julian Smith (1994)
16, McCray Harris (2006)
16, Leonard Durant (2007)
16, Mike Bunton (2008)
15, Roren Thomas (2009)
14, Nate Orlando (2008)
13, Donnie Dillard (1995)
13, Bobby Mason (2005)
13, Denodus O'Bryant (2009)
12, Leonard Durant (2006)
12, Jamere Holland (2010)

Most Yards on Kickoff Returns:

477, Denodus O'Bryant (2009)
450, McCray Harris (2006)
450, Julian Smith (1994)
421, Mike Bunton (2008)
384, Denodus O'Bryant (2010)
375, Leonard Durant (2007)
344, Nate Orlando (2008)
335, Roren Thomas (2009)
313, Donnie Dillard (2004)
296, Bobby Mason (2005)

Highest Average Gain Per Kickoff Return

(min. 1.2 per game):

28.1, McCray Harris (2006)
26.3, Mike Bunton (2008)
23.4, Leonard Durant (2007)
22.8, Bobby Mason (2005)
22.0, Leonard Durant (2006)



MARCUS KLUND
2003-2006



PHILIP STABACK
2009-2010

Most TDs Scored on Kickoff Return:

- 4, Denodus O'Bryant (2009)
- 2, Roren Thomas (2009)
- 2, Jamere Holland (2010)
- 1, Donnie Dillard (1995)
- 1, McCray Harris (2006)
- 1, Mike Bunton (2008)
- 1, Nate Orlando (2008)
- 1, Mike Bunton (2010)

SCORING

Most Points Scored:

- 144, Denodus O'Bryant (2009)
- 116, Halley Ferrell (2009)
- 108, DeDe Dorsey (2005)
- 102, Marceo Haywood (1998)
- 102, Denodus O'Bryant (2010)
- 98, Halley Ferrell (2007)
- 96, Dario Camacho (2008)
- 90, Adam Saperstein (1991)
- 85, James Neal (2010)

Most Points Scored Per Game:

- 12.0, Denodus O'Bryant (2009)
- 9.8, DeDe Dorsey (2005)
- 9.3, Marceo Haywood (1998)
- 9.3, Denodus O'Bryant (2010)
- 9.0, Adam Saperstein (1991)
- 8.4, Marceo Haywood (1999)
- 8.3, Halley Ferrell (2009)
- 8.2, Halley Ferrell (2007)
- 7.7, James Neal (2010)

Most Touchdowns Scored:

- 24, Denodus O'Bryant (2009)
- 18, DeDe Dorsey (2005)
- 17, Marceo Haywood (1998)
- 17, Denodus O'Bryant (2010)
- 16, Rudy Fleming (2008)
- 15, Adam Saperstein (1991)
- 14, Marceo Haywood (1999)
- 14, Hakeem Abdullah (2007)
- 13, Nate Orlando (2010)

Most Touchdowns Scored Per Game:

- 2.0, Denodus O'Bryant (2009)
- 1.6, DeDe Dorsey (2005)
- 1.5, Adam Saprstein (1991)
- 1.5, Denodus O'Bryant (2010)
- 1.4, Marceo Haywood (1999)
- 1.2, Dario Camacho (2008)
- 1.2, Hakeem Abdullah (2007)
- 1.2, Nate Orlando (2010)
- 1.1, Derron Parquet (2004)

Most Consecutive Games Scoring a TD

- 12, Marceo Haywood (1998-99)*
- * scored in all 10 games in 1999
- 8, Denodus O'Bryant (2009)
- 7, Dario Camacho (2008)
- 7, Marceo Haywood (1998)
- 6, Rudy Fleming (2008)
- 6, Hakeem Abdullah (2007)
- 6, DeDe Dorsey (2004)

Most Field Goals Made:

- 17, Halley Ferrell (2007)
- 12, Dante Buscaglia (1999)
- 9, Steve Pinkerton (1992)
- 9, Dante Buscaglia (1998)
- 9, Halley Ferrell (2006)
- 8, Dante Buscaglia (2000)
- 8, Halley Ferrell (2009)
- 8, James Neal (2010)
- 6, Halley Ferrell (2008)

Most Field Goals Attempted:

- 21, Halley Ferrell (2007)
- 20, Dante Buscaglia (1999)
- 14, Halley Ferrell (2006)
- 11, Dante Buscaglia (1998)
- 11, Halley Ferrell (2008)
- 11, Halley Ferrell (2009)
- 9, James Neal (2010)

INDIVIDUAL CAREER

TOTAL OFFENSE

Most Plays:

- 1192, Ben Kisner (2005-08)
- 704, Philip Staback (2009-10)
- 375, DeDe Dorsey (2004-05)

Most Plays Per Game:

- 29.3, Philip Staback (2009-10)
- 29.1, Ben Kisner (2005-08)
- 17.0, DeDe Dorsey (2004-05)

Most Yards Gained:

- 8,359, Ben Kisner (2005-08)
- 7,038, Philip Staback (2009-10)
- 2,273, DeDe Dorsey (2004-05)

Most Yards Gained Per Game:

- 293.3, Philip Staback (2009-10)
- 203.9, Ben Kisner (2005-08)
- 103.3, DeDe Dorsey (2004-05)

RUSHING

Most Rushes:

- 405, DeDe Dorsey (2004-05)
- 348, Hakeem Abdullah (2006-07)
- 220, Nate Orlando (2007-08, 10)
- 201, Denodus O'Bryant (2009)
- 185, Richard Murrell (2007, 2009)
- 173, Leonard Durant (2005-08)
- 155, Derron Parquet (2004)
- 151, Dario Camacho (2008)
- 128, LeMarien Parson (2008-09)
- 78, Ben Kisner (2005-07)

Most Yards Gained:

- 2,639, Marceo Haywood (1998-99)
- 2,441, DeDe Dorsey (2004-05)
- 2,195, Adam Saperstein (1990-91)
- 2,054, Hakeem Abdullah (2006-07)
- 1,664, Denodus O'Bryant (2009)
- 1,407, Cecil Severado (1995-97)
- 1,298, Nate Orlando (2007-08, 10)
- 1,207, Richard Murrell (2007, 09)
- 798, Leonard Durant (2005-08)
- 796, Dario Camacho (2008)

Most Touchdowns Scored:
28, Marceo Haywood (1998-99)
25, DeDe Dorsey (2004-05)
23, Denodus O'Bryant (2009)
20, Richard Murrell (2007, 09)
18, Nate Orlando (2007-08, 10)
17, Adam Saperstein (1990-91)
16, Hakeem Abdullah (2006-07)
13, Cecil Severado (1995-97)
12, LeMarien Parson (2008-09)
11, Dario Camacho (2008)

PASSING

Most Attempts:
1095, Ben Kisner (2005-08)
602, Philip Staback (2009-10)
487, Cory Nesslage (1993-95)
243, Emilia Salazar (2004)
113, David Ortega (2009-10)
105, Brent Hodgkiss (2004-07)

Most Attempts Per Game:
26.7, Ben Kisner (2005-08)
25.1, Philip Staback (2009-10)

Most Completions:
638, Ben Kisner (2005-08)
426, Philip Staback (2009)
254, Cory Nesslage (1993-95)
114, Emilia Salazar (2004)
68, David Ortega (2009-10)
48, Brent Hodgkiss (2004-07)

Most Interceptions:
45, Ben Kisner (2005-08)
14, Philip Staback (2009)
7, Connell Gerry (2005)
6, Emilia Salazar (2004)
6, Brent Hodgkiss (2004-07)

Most Yards Gained:
8,546, Ben Kisner (2005-08)
7,214, Max Brown (1995-98)
6,710, Philip Staback (2009)
3,155, Cory Nesslage (1993-95)
1711, Emilia Salazar (2004)
892, David Ortega (2009-10)
602, Brent Hodgkiss (2004-07)

Most Touchdown Passes:
70, Philip Staback (2009-10)
69, Ben Kisner (2005-08)
50, Max Brown (1995-98)
23, Cory Nesslage (1993-95)
17, Emilia Salazar (2004)
6, Brent Hodgkiss (2004-07)


Most Wins:
30, Ben Kisner (2005-08)
22, Philip Staback (2009)
20, Max Brown (1995-98)
11, Emilia Salazar (2004)

RECEIVING

Most Passes Caught:
136, Matt Bramow (2008-10)
131, Steven Kennedy (2004-06)
130, Carlton Rivers (1995-98)
124, Rudy Fleming (2008-09)
105, Mario Patton (1995-96)
84, Marcel Thompson (2008-09)
74, Mark Henrie (1994, 1996)
72, George Mumphard (2004-05)
57, Austin Bortle (2005-08)
56, Hakeem Abdullah (2006-07)
56, Mandeep Atwal (1996-1999)

Most Passes Caught Per Game:
Most Yards Gained:
2,036, Rudy Fleming (2008-09)
1,914, Matt Bramow (2008-10)
1,909, Steven Kennedy (2004-07)
1,650, Carlton Rivers (1995-98)
1,458, George Mumphard (2004-05)
1,356, Marcel Thompson (2008-09)
1,234, Mario Patton (1995-96)
1,140, Mark Henrie (1994, 1996)
770, Hakeem Abdullah (2006-07)
690, Mandeep Atwal (1996-99)

Most Touchdown Passes Caught:
24, Matt Bramow (2008-10)
21, Steven Kennedy (2004-06)
19, Rudy Fleming (2008-09)
15, George Mumphard (2004-05)
12, Mark Henrie (1994, 1996)
12, Marcel Thompson (2008-09)
11, Mario Patton (1995-96)
11, Denodus O'Bryant (2009-10)
10, Mandeep Atwal (1996-99)



1991

INTERCEPTIONS

Most Interceptions:

- 14, Brandon Gould (2005-09)
- 12, Marcus Klund (2003-06)
- 6, Jake Sharp (2004-05)
- 6, Adarrious Ross (2008-09)
- 5, Jared Shoemaker (2005-07)
- 5, Logen Wright (2005-09)

SCORING

Most Points Scored:

- 329, Halley Ferrell (2006-09)
- 246, Denodus O'Bryant (2009-10)
- 186, Marceo Haywood (1998-99)
- 180, DeDe Dorsey (2004-05)
- 176, Dante Buscaglia (1998-00)
- 150, Adam Saperstein (1990-91)
- 144, Matt Bramow (2008-10)
- 132, Nate Orlando (2007-08, 10)
- 128, Steven Kennedy (2004-06)
- 126, Rudy Fleming (2008-09)

Most Field Goals Made:

- 40, Halley Ferrell (2006-09)
- 29, Dante Buscaglia (1998-00)
- 11, Steve Pinkerton (1991-92)
- 8, James Neal (2010)
- 7, Jared Tatom (2004-05)
- 5, Zac Atterberry (2004-07)

Most Extra Points Made by Kicking:


- 209, Halley Ferrell (2006-09)
- 89, Dante Buscaglia (1998-00)
- 61, James Neal (2010)
- 11, Matt Leiss

TEAM SEASON

TOTAL OFFENSE

Most Plays:

- 887 (2008)
- 846 (2009)
- 828 (2007)
- 810 (2004)
- 763 (1995)
- 730 (2005)
- 679 (2010)
- 627 (2006)



RUDY FLEMING
2008-2009

Most Plays Per Game:

- 69.36 (1995)
- 69.00 (2007)
- 68.23 (2008)
- 67.50 (2004)
- 66.36 (2005)
- 61.73 (2010)
- 60.43 (2009)
- 52.25 (2006)

Most Yards Gained:

- 6894 (2009)
- 6067 (2010)
- 5991 (2008)
- 5089 (2007)
- 4481 (2004)
- 3949 (2005)
- 3483 (1995)
- 3208 (2006)

Most Yards Gained Per Game:

- 551.5 (2010)
- 492.4 (2009)
- 460.8 (2008)
- 424.1 (2007)
- 373.4 (2004)
- 359.0 (2005)
- 316.6 (1995)
- 267.3 (2006)

Highest Average Gain Per Play:

- 8.9 (2010)
- 8.1 (2009)
- 6.8 (2008)
- 6.1 (2007)
- 5.5 (2004)
- 5.4 (2005)
- 5.1 (2006)
- 4.6 (1995)

RUSHING

Most Rushes:

- 506 (2004)
- 461 (2005)
- 450 (2008)
- 445 (2007)
- 442 (1993)
- 417 (2009)
- 367 (1995)
- 362 (2010)
- 347 (2006)

Most Rushes Per Game Average:

- 42.2 (2004)
- 41.9 (2005)
- 40.2 (1993)
- 37.1 (2007)
- 34.6 (2008)
- 33.4 (1995)

Most Yards Gained:

2796 (2009)
2358 (2004)
2331 (2007)
2121 (2010)
2117 (2005)
2112 (2008)
1338 (2006)
1303 (1993)
1041 (1995)

Most Yards Gained Per Game:

199.7 (2009)
196.5 (2004)
194.3 (2007)
192.8 (2010)
192.5 (2005)
162.5 (2008)
118.5 (1993)
111.5 (2006)
94.6 (1995)

Highest Average Gain Per Rush:

6.7 (2009)
5.9 (2010)
5.2 (2007)
4.7 (2008)
4.7 (2004)
4.6 (2005)
3.9 (2006)
2.9 (1993)
2.8 (1995)

Most Touchdowns:

49 (2009)
31 (2010)
30 (2007)
28 (2008)
23 (2005)
21 (2004)
11 (2006)
9 (1995)

PASSING

Most Attempts:

437 (2008)
429 (2009)
396 (1995)
383 (2007)
317 (2010)
304 (2004)

Most Attempts Per Game:

36.0 (1995)
33.6 (2008)
31.9 (2007)
30.6 (2009)
28.8 (2010)
25.3 (2004)
24.5 (2005)
23.3 (2006)

Most Completions:

282 (2009)
280 (2008)
228 (2010)
223 (2007)
215 (1995)
142 (2004)
134 (2006)
129 (2005)

Most Completions Per Game:

21.5 (2008)
20.7 (2010)
20.1 (2009)
19.5 (1995)
18.6 (2007)
11.8 (2004)
11.7 (2005)
11.2 (2006)

Most Yards Gained:

4098 (2009)
3946 (2010)
3879 (2008)
2758 (2007)
2442 (1995)
2123 (2004)
1870 (2006)
1832 (2005)



JAKE SHARP
2004-2006

Most Yards Gained Per Game:

358.7 (2010)
298.4 (2008)
292.7 (2009)
229.8 (2007)
222.0 (1995)
176.9 (2004)
166.5 (2005)
155.8 (2006)

Highest Average Gain Per Attempt:

12.4 (2010)
9.6 (2009)
8.9 (2008)
7.2 (2007)
7.0 (2004)
6.8 (2005)
6.7 (2006)
6.2 (1995)

Highest Average Gain Per Completion:

17.3 (2010)
15.0 (2004)
14.5 (2009)
14.2 (2005)
14.0 (2006)
13.9 (2008)
12.4 (2007)
11.4 (1995)

Highest Percentage Completed:

.719 (2010)
.657 (2009)
.640 (2008)
.582 (2007)
.543 (1995)
.480 (2005)
.479 (2006)
.467 (2004)

Most Touchdown Passes

42 (2010)
40 (2009)
36 (2008)
23 (2007)
19 (2004)
16 (2005)
16 (1994)
15 (2006)
12 (1995)

Most Touchdown Passes Per Game:

3.8 (2010)
2.9 (2009)
2.8 (2008)
1.9 (2007)
1.6 (2004)
1.6 (1994)
1.5 (2005)
1.3 (2006)

PUNTING

Most Punts:

68 (1995)
64 (2004)
58 (2006)
56 (2005)
44 (2007)
39 (2008)
34 (2009)
13 (2010)

Highest Punting Average:

42.0 (2010)
40.5 (2007)
40.0 (2008)
40.0 (2006)
39.4 (2009)
37.5 (2005)
37.5 (2004)
35.1 (1995)

SCORING

Most Points:

744 (2009)
577 (2010)
521 (2008)
442 (2007)
341 (1998)
337 (2004)
304 (1999)
287 (2005)
257 (2006)
251 (1990)
239 (2000)

Most Points Per Game:

53.1 (2009)
52.5 (2010)
40.1 (2008)
36.8 (2007)
31.0 (1998)
30.4 (1999)
28.1 (2004)
26.1 (2005)
25.1 (1990)
23.3 (1991)
23.1 (1996)

PENALTIES


Most Yards Penalized:

1245 (2009)
1158 (2004)
1119 (2007)
1111 (2005)
1110 (2008)
1025 (2010)
922 (2006)
577 (1995)

TOTAL DEFENSE

Fewest Yards Allowed:

2981 (2004)
3226 (2005)
3456 (1995)
3499 (2010)
4005 (2006)
4306 (2007)
4808 (2009)
4852 (2008)



BRANDON GOULD
2005-2009

Fewest Yards Allowed Per Game:

248.4 (2004)
 293.3 (2005)
 314.2 (1995)
 318.1 (2010)
 333.8 (2006)
 343.4 (2009)
 358.8 (2007)
 373.2 (2008)

Lowest Average Yards Allowed Per Play:

3.68 (2004)
 4.32 (2010)
 4.36 (2005)
 4.47 (2009)
 4.65 (1995)
 4.79 (2007)
 4.81 (2006)
 4.90 (2008)

RUSHING DEFENSE

Fewest Yards Allowed:

1146 (2004)
 1450 (2010)
 1464 (2006)
 1610 (2005)
 1626 (2007)
 1761 (2009)
 1903 (2008)
 1980 (1995)

Fewest Yards Allowed Per Game:

95.5 (2004)
 122.0 (2006)
 125.8 (2009)
 131.8 (2010)
 135.5 (2007)
 146.4 (2008)
 146.4 (2005)
 180.0 (1995)

Lowest Average Yards Allowed Per Rush:

2.43 (2004)
 3.05 (2009)
 3.14 (2010)
 3.39 (2006)
 3.51 (2007)
 3.55 (2008)
 3.63 (2005)
 3.96 (1995)

PASS DEFENSE

Fewest Yards Allowed:

1476 (1995)
 1832 (2005)
 1835 (2004)
 2049 (2010)
 2541 (2006)
 2680 (2007)
 2949 (2008)
 3047 (2009)

Fewest Yards Allowed Per Game:

134.2 (1995)
 152.9 (2004)
 166.5 (2005)
 186.3 (2010)
 211.8 (2006)
 217.6 (2009)
 223.3 (2007)
 226.8 (2008)

Fewest Yards Allowed Per Attempt:

5.42 (2004)
 5.46 (2005)
 5.89 (2010)
 6.07 (1995)
 6.11 (2009)
 6.16 (2007)
 6.48 (2008)
 6.50 (2006)

Fewest Yards Allowed Per Completion:

10.11 (2007)
 10.33 (2009)
 10.40 (2010)
 10.70 (2005)
 10.81 (2006)
 11.00 (2004)
 11.43 (2008)
 12.95 (1995)

Lowest Completion Percentage Allowed:

.469 (1995)
 .494 (2004)
 .510 (2005)
 .566 (2010)
 .567 (2008)
 .591 (2009)
 .601 (2006)
 .609 (2007)



1998

Most Passes Intercepted by:

23 (2008)
 23 (2009)
 21 (2004)
 20 (2007)
 16 (2005)
 15 (2006)
 15 (2010)
 9 (1995)

Most Passes Intercepted by Per Game:

1.77 (2008)
 1.75 (2004)
 1.67 (2007)
 1.64 (2009)
 1.45 (2005)
 1.36 (2010)
 1.25 (2006)
 0.80 (1995)

Most Touchdowns on Interception Returns:

4 (2008)
 4 (2009)
 3 (2006)
 3 (2004)
 2 (2007)
 2 (2009)
 1 (2005)


SCORING DEFENSE

Fewest Points Allowed:

152 (2004)
158 (1991)
200 (2005)
204 (1990)
211 (1999)
230 (2010)
245 (2007)
246 (1998)
247 (1997)
255 (2006)
270 (2008)

Fewest Points Allowed Per Game:

12.7 (2004)
15.8 (1991)
18.2 (2005)
20.4 (2007)
20.4 (1990)
20.4 (2009)
20.8 (2008)
20.9 (2010)
21.1 (1999)
21.3 (2006)
22.4 (1998)



STEVEN KENNEDY
2004-2005

MISCELLANEOUS

Most Consecutive Victories

13 (2009)
11 (2004)
11 (2008)
10 (2007)
6 (2010)
5 (2005)
4 (1998)
4 (1999)

Most Consecutive Games Unbeaten:

13 (2009)
11 (2004)
11 (2008)
10 (2007)
6 (2010)
5 (2005)
4 (1998)
4 (1999)



JEFF HYNES AND
NATE ORLANDO

LINDENWOOD FOOTBALL PLAYOFF HISTORY

1998 NAIA FIRST ROUND LINDENWOOD 10, SOUTHWESTERN 12 NOV. 21 › WICHITA, KAN.

The Lindenwood football team made its first postseason appearance in 1998 when the No. 16 Lions travelled to No. 3 Southwestern (Kan.) for a first-round NAIA Football Championship Series game. Lindenwood had better statistics in the game except for the main one as the Lions fell 12-10.

The Lions struck first when they took the opening kickoff, ran 15 plays, and scored on a one-yard run by Marceo Haywood. Southwestern responded later in the quarter with a touchdown, but the Moundbuilders missed the extra point. Neither team scored the rest of the half, and Lindenwood led 7-6 at halftime.

In the second half, Southwestern took a 12-7 lead early in the third quarter after a touchdown but missed its two-point conversion. Dante Buscaglia cut that lead to 12-10 with a 25-yard field goal with 9:24 left in the game. Later in the quarter, Lindenwood nearly scored the game-winning touchdown, but it was called back due to a penalty. Lindenwood had to settle for a 50-yard field goal, but Buscaglia's try came up a few yards short.

Haywood led the team with 274 all-purpose yards. He had 158 rushing yards, 45 receiving yards, and 71 punt return yards.

2004 NAIA FIRST ROUND LINDENWOOD 19, HASTINGS 20 NOV. 20 › ST. CHARLES, MO.

The first home playoff game in Lindenwood history ended in heartbreak as No. 16 Hastings kicked a field goal as time expired for a 20-19 win over the No. 5 Lions.

The two teams traded field goals in the first quarter before Lindenwood went ahead in the second quarter on a 76-yard run by DeDe Dorsey. Hastings added two touchdowns later in the quarter, and Lindenwood trailed 17-13 at halftime after Jared Tatom kicked a 23-yard field goal with less than a minute remaining in the half.

In the second half, Lindenwood took the lead on the first play of the half when George Mumphard caught a 62-yard touchdown reception. The Lions missed the extra point though, which came back to haunt them. On the final drive, Hastings drove down to Lindenwood territory and kicked a 28-yard field goal at the buzzer.

Lindenwood ended the game with 431 yards of offense, 188 more than Hastings. Dorsey collected 195 rushing yards, 15 receiving yards, and 15 kickoff return yards. Emiliano Salazar threw for 225 yards, and Mumphard had 72 receiving yards. Jake Sharp had a team-high 12 tackles, and Brian Loeb had three tackles for loss.

2007 NAIA FIRST ROUND LINDENWOOD 14, ST. FRANCIS 35 NOV. 17 › FORT WAYNE, IND.

No. 12 Lindenwood jumped out to a 14-0 lead over No. 3 Saint Francis (Ind.) after one quarter, but the rest of the first-round playoff game belonged to the Cougars as they defeated the Lions by a 35-14 score.

The Lions scored on a pair of Richard Murrell runs in the first quarter to take a two-touchdown lead. Saint Francis answered with three touchdowns in the second quarter and added insurance touchdowns in the third and fourth quarters. Saint Francis' defense shutdown Lindenwood after that second Murrell score, as the Lions had just 147 yards of offense for the rest of the game.

Saint Francis outgained Lindenwood 445-281 for the game. The Cougars especially controlled play on the ground with 274 yards, which helped them have nearly 39 minutes of possession. Lindenwood turned the ball over twice, and did not force a turnover.

Hakeem Abdullah had a team-high 81 rushing yards and 32 receiving yards. Ben Kisner threw for 158 yards and Murrell finished with 50 rushing yards. Jared Shoemaker led the defense with 16 tackles and one pass breakup.



2008 NAIA FIRST ROUND LINDENWOOD 65, LAMBUTH 48 NOV. 22 • ST. CHARLES, MO.

The No. 7 Lindenwood football team won a shootout in the first-round of the NAIA Championship Series, defeating No. 16 Lambuth by a 65-48 score. The victory was the first all-time for the Lions in the NAIA Championship Series.

The two teams combined for 1,245 total offensive yards, including 865 through the air. Lindenwood was able to prevail after forcing six turnovers, including five interceptions, while the Eagles forced just one interception.

Lindenwood jumped out to an early 14-0 lead after one quarter, taking advantage of three Eagle turnovers. In the second, both teams scored three touchdowns and missed one extra point, making it 34-20 Lindenwood at halftime.

Early in the second-half, the Lions appeared to put the game away with touchdowns to go up 48-20. A 41-yard Eagle touchdown late in the quarter though set the stage for a wild fourth quarter.

Lindenwood scored first on a field goal by Halley Ferrell to go up 51-27. Lambuth scored two times though in 2:06 to pull within 51-41, with an onside kick recovery between the two scores.

Lambuth nearly got another onside kick, but it was called back on offside. Lindenwood missed a field goal, however, with the short field, and Lambuth answered with a third straight touchdown. After another onside kick failed, Lindenwood finally appeared to put the game away when Dario Camacho broke a third-and-four run for a 22-yard touchdown with 1:43 remaining. The final points of the game came at 1:14 when Billy Ray Uren picked off an Eagles pass and returned it 28 yards for a touchdown.

Ben Kisner threw for 352 yards and had five touchdown passes. Rudy Fleming and Marcel Thompson both had over 100 yards receiving, with Fleming having 123 and two touchdowns and Thompson collecting 109 yards and one score. Camacho rushed for 134 yards and one touchdown.

LeMarien Parson had a rushing touchdown for the Lions, and Brent Hodgkiss and Brian Williams had the other receiving touchdowns. Mike Bunton had a special teams touchdown with an 85-yard kickoff return.

2008 NAIA SECOND ROUND LINDENWOOD 34, MORNINGSIDE 31 NOV. 29 • SIOUX CITY, IOWA

Halley Ferrell recorded the biggest kick in school history as his 25-yard field goal with three seconds left in the game gave No. 7 Lindenwood a 34-31 victory over No. 6 Morningside in the quarterfinals of the NAIA Football Championship Series.

Ben Kisner threw three first-half touchdown passes, including one with 15 seconds remaining, to give Lindenwood a 21-14 halftime lead. The Lions extended their lead to 10 with a field goal late in the third quarter, but Morningside answered with 10 straight points that tied the game and set up a wild finish.

Dario Camacho put Lindenwood ahead with 2:20 remaining on a six-yard run, but Morningside answered with a touchdown just 1:35 later. The Mustangs left too much time on the clock though, as Lindenwood went 63 yards in six plays to set up Ferrell's game-winning kick.

Camacho finished with three touchdowns, with two receiving and one rushing. He had 102 yards on the ground and 83 through the air. Rudy Fleming caught 10 passes for 169 yards. Ben Kisner threw for 445 yards and three touchdowns. Defensively, Darrel Trice and Brandon Gould each had nine tackles.



2008 NAIA SEMIFINALS LINDENWOOD 37, CARROLL 38 DEC. 6 · HELENA, MONT.

In Lindenwood's first semifinal appearance, a two-point play decided the game between No. 7 Lindenwood and No. 1 Carroll. The play went Carroll's way as the Fighting Saints survived by a 38-37 score.

Carroll dominated the game early on as it jumped out to a 38-17 lead late in the third quarter. Lindenwood stormed back though as two quick touchdowns cut that lead to 38-31. On the Lions' final drive, they went 99 yards and scored a touchdown on fourth down. Kisner completed a four-yard pass to Rudy Fleming for those six points. The team elected to go for the win in the hostile environment, but its two-point conversion pass was broken up.

Nate Orlando scored two touchdowns in the game, including one on a 94-yard kickoff return. Ben Kisner threw for 223 yards and three touchdowns. Marcel Thompson caught six passes for 73 yards and one touchdown. The other touchdown receptions came from Austin Bortle. Ryan Zimmerman led the defense with seven tackles, including one for a loss.



2009 NAIA FIRST ROUND LINDENWOOD 42, LANGSTON 14 NOV. 21 · ST. CHARLES, MO.

The No. 3 Lindenwood football team advanced to the quarterfinal round of the NAIA Football Championship Series on Saturday with a 42-14 victory over No. 20 Langston.

The Lions defense was the story of the game as it did not allow a point until midway through the fourth quarter. It forced two turnovers, one of which was returned for a touchdown, and twice in the first-half stopped Langston on fourth-and-short plays. Those early stops by the Lindenwood defense helped the squad jump out to 21-0 halftime lead. The Lions then scored touchdowns on their first three possessions of the second half to wrap up the contest.

Lindenwood's defense finished the game with four sacks and 12 tackles for loss. It held Langston to just three yards per rush and only 235 yards through the first three quarters. Wright finished the game with seven tackles, including one sack and two tackles for loss. He also blocked a field goal attempt and an extra point attempt. Alexander led the team with eight tackles and had two pass breakups to go along with his interception. T. J. Prell had three tackles for loss.

Offensively, Philip Staback finished with 210 yards passing and had three touchdowns and no interceptions. Fleming caught five passes for 114 yards and had 48 yards on kickoff returns. Thomas had 49 yards rushing, 11 receiving, and 62 on punt returns. Eight different Lions had at least 10 rushing yards in the game, and nine had at least 10 yards receiving.



2009 NAIA SECOND ROUND LINDENWOOD 64, OTTAWA 26 NOV. 28 · ST. CHARLES, MO.

The No. 3 Lindenwood football team had its best quarter in school history in the third when it outscored No. 5 Ottawa by a 37-0 margin. Those 15 minutes helped the Lions advance to the NAIA Football Championship Semifinals with a 64-26 victory over the Braves.

The Lions used a pair of first quarter touchdown runs by Denodus O'Bryant to jump out to a 13-0 lead. Ottawa responded with a touchdown and field goal to open up the second quarter, before a late Lindenwood drive netted seven more points when Philip Staback hit Matt Angell with a 19-yard touchdown strike. The Lions then prevented the Braves from scoring on a two-minute drive and Lindenwood led 20-10 at halftime.

The tone of the third quarter was set on the first play when the special teams forced a fumble on the kickoff and Lindenwood took over on the Ottawa five-yard line. It took just one play for LeMarian Parson to score on a run from there. The defense forced a quick punt on Ottawa's next possession, and the Braves had a bad snap on the punt. That forced the punter to field the ball with his knee on the ground, giving Lindenwood the ball back at the Ottawa 25. It took the Lions just three plays to score from there, with the scoring play being a four-yard run by Matt Angell.

The next four times Ottawa touched the ball, the Lindenwood defense forced more turnovers. A fumble forced by Parks Peterson led to a Staback touchdown pass to Rudy Fleming. An interception was returned for a 40-yard touchdown by Damian James. Two other interceptions led to another touchdown, this one from Staback to Matt Bramow, and a field goal by Halley Ferrell. When the dust settled in the quarter, Lindenwood was in complete command by a 57-10 score.

O'Bryant rushed for 101 yards on just 11 carries and had two rushing scores. The Lions offense finished with 393 total yards, including 155 on the ground and 238 passing.



2009 NAIA SEMIFINALS LINDENWOOD 42, CARROLL 35 DEC. 19 · HELENA, MONT.

The No. 3 Lions scored a touchdown with 55 seconds remaining for a 42-35 win over the No. 2 Fighting Saints.

In the second quarter, the offenses of both teams dominated and the Lions went into halftime with a 28-21 advantage.

O'Bryant scored again early in the third quarter on a 10-yard touchdown reception from Staback. Carroll answered though with two straight touchdowns, the final one coming six seconds into the fourth quarter, which tied the game at 35.

The defenses took over for much of the fourth quarter. After a Lindenwood turnover deep in Carroll territory, the Lions' defense forced a turnover on downs. Both teams punted twice after that, with the final punt giving the Lions the ball at their 12-yard line.

On the first play, Staback completed a 49-yard pass to Marcel Thompson to put the ball into Carroll territory. On the next play, O'Bryant rushed for 29 yards to take the ball to the 10-yard line. After two rushes for no gain, Staback found Bramow in the corner of the endzone for a 10-yard touchdown reception with 49 seconds remaining.

Carroll completed one first down on its final drive, but Lindenwood forced another turnover on downs to seal the victory and a trip to Rome, Ga., for the program's first ever appearance in the NAIA Football National Championship game.

Lindenwood finished with 570 yards of offense, 188 on the ground and 382 through the air.

Staback completed 26-of-36 passes for 382 yards and three touchdowns. O'Bryant rushed for 157 yards and two scores and had 43 yards receiving and another score. Bramow had seven catches, two for touchdowns, and 79 receiving yards.



2010 NAIA FIRST ROUND LINDENWOOD 38, SAINT FRANCIS 46 NOV. 20 › ST. CHARLES, MO.

The No. 5 Lindenwood football team saw its 2010 season come to an end at Hunter Stadium when No. 10 Saint Francis upset the Lions by a 46-38 score. The game had five ties and was not settled until Saint Francis' Austin Coleman hauled in a 15-yard pass from Shaine Tierney with 22 seconds remaining in the game.

The two offenses were the story of the game as the defenses combined to force just two punts. The big difference was two Lindenwood turnovers that Saint Francis turned into 14 points.

Lindenwood had 476 yards of total offense, compared to 438 for Saint Francis. The Lions averaged 9.2 yards per play, and the Cougars had 5.1 yards per play. Lindenwood couldn't get the Cougars off the field though as Saint Francis completed 11 third-down plays and was four-of-four on fourth down. The inability to get the ball out of the Cougars' hands led to Saint Francis holding the ball for over 40 minutes.

Staback finished his Lindenwood career by throwing for 354 yards and four touchdowns. Helmick caught five passes for 108 yards, and Holland had four receptions for 87 yards. O'Bryant had 65 yards rushing and 68 receiving.

Defensively for the Lions, Damian James and Chris Howard each had nine tackles. James had 0.5 tackles for loss and one pass breakup, and Howard had two tackles for loss. Cody Fogle, Nick Te-

pea, and Dan Carlisle all forced fumbles, but Saint Francis recovered every one. Tepea also had six tackles, two tackles for loss, and the game's only sack.

2009 NAIA NATIONAL CHAMPIONSHIP

LINDENWOOD 22, SIOUX FALLS 25

DEC. 19 · ROME, GA.



The Lindenwood football team fell just three points short of its first ever national championship as No. 1 Sioux Falls beat the No. 3 Lions, 25-22, to win their second consecutive NAIA National Championship.

Lindenwood's defense played its best game of the season, giving up just one offensive touchdown and holding the Cougars, who came into the game averaging 53.6 points, to their lowest point total of the season. The Lions offense, though, was also held below its season numbers by the number one defense in the NAIA.

The big difference in the game was special teams, as a Lindenwood miscue led to a Sioux Falls safety and two big kickoff returns helped the Cougars score their only touchdowns of the game.



Lindenwood won the field position battle in the first quarter but could not take advantage because of numerous small mistakes on the offense side. A dropped pass stalled the team's first drive and led to a punt after a good kickoff return had given the Lions the ball around midfield. Later in the quarter, Lindenwood misplayed the kickoff and was trapped inside the 10 yard line, and on the first play, a bad snap caused Lindenwood to take a safety. The defense was strong early inside Lindenwood

territory, allowing just two field goals and having an interception on Sioux Falls' first three drives which gave the Cougars an 8-0 advantage.

Lindenwood's offense finally got things going in its first drive of the second quarter. Richard Murrell kept the drive going with a seven-yard rush on fourth and one, and the drive ended when Matt Bramow made an acrobatic catch in the endzone for a 19-yard touchdown reception. After a three-and-out by Sioux Falls, the Lions quickly took the lead on a three-play 55-yard drive that ended on another Philip Staback touchdown pass to Bramow. Lindenwood's defense made one more first-half stand, recovering a fumble on the Sioux Falls five with under a minute remaining in the half, and the Lions went into halftime ahead 14-8.

The two big special team returns by Sioux Falls occurred in the third quarter, starting with the opening kickoff which the Cougars returned 91 yards to go ahead 15-14. Lindenwood took momentum back when Denodus O'Bryant broke off a 45-yard touchdown run, and Staback rushed for the two-point conversion to make it 22-15. Another

big kickoff return by the Cougars put the ball deep into Lindenwood territory, and it took Sioux Falls just three plays to tie the game with a two-yard touchdown run.

Both teams appeared poised to score on their next possession, but neither came away with points. O'Bryant broke off another long touchdown run, but had it called back with a holding call, and the Lions eventually punted. Sioux Falls drove down inside the red zone, but Dan Carlisle intercepted a pass in the endzone to end that drive and the game went into the fourth tied at 22.

After Carlisle intercepted Lorenzo Brown, the Lion offense went three-and-out and was forced to kick the football back to the Cougars. On the ensuing drive the Cougars converted on a key third-down play, but the drive would stall at the Lindenwood 24-yard line. Braden Wicking kicked his third field goal of the game, this one a 41-yarder to give the Cougars the lead.

Lindenwood would get the football back on its own 24-yard line. After an eight-yard carry by O'Bryant, Staback would rush for a first down. The Lions were stopped on the next three plays and punted the ball away with 7:21 remaining. The Cougars looked ready to run the rest of the clock out, going 13 plays and picking up five first downs, including one on fourth down and one on third. With 1:18 to play, Lindenwood forced a fumble and Carlisle recovered to give Lindenwood one final chance.

The Lions went for it all on the first play with a deep pass to Marcel Thompson, but the throw just overshot the receiver who had a step on his defender. After a three-yard run by O'Bryant, the Lions had a sack and incomplete pass to seal the Cougars' championship.

Lindenwood finished with 233 total yards of offense, compared to 376 for Sioux Falls. The Lions won the turnover margin by three and held Sioux Falls to under 200 yards in the air and on the ground.

Brandon Gould led the defense with eight tackles and an interception. Parks Peterson also had eight tackles, including two for losses 1.5 sacks, and one pass breakup. Carlisle had two turnovers in the contest.



Lion Football

Sioux Falls at Lindenwood

	1	2	3	4	F
Sioux Falls	0	14	8	0	22
Lindenwood	5	3	14	3	25

Team Statistics

	SF	LU
First Downs	24	13
Net Rushing	51-178	24-89
Net Passing	198	144
Total Offense	376	233
Passing	15-24-2	16-26-0
Punting	1-42	5-193
Fumbles-Lost	2-1	1-0
Return Yards	289	201
Penalties-Yards	5-55	6-49

Individual Leaders

Rushing: SF- Lowmiller 27-123-1; Lorenzo Brown 19-71; Porter 4-25; LU O'Bryant 6-60-1; Murrell 7-39; Fore 1-2, Staback 9-10
 Passing: SF - Brown 15-24-2-198; Staback 16-26-0-144-2

Receiving: SF- Ryan 4-68; Anderson 4-40; Theilen 3-19; LeBrun 2-64; Lowmiller 2-7; LU - Bramow 5-56-2; Thompson 4-27; Thomas 3-13; Fleming 2-31; Angell 1-12; O'Bryant 1-5

Defensive Leaders: SF - Studzinski 7 tackles (2 TFL); Holleman 6 tackles; Kala 5 tackles; Schoenfelder 4 tackles; Koolstra 4 tackles (1 TFL); LU - Gould 8 tackles (1 INT); Peterson 8 tackles (2 TFL); Ross 7 tackles; Fogle 7 tackles; Thomas 7 tackles; Prell 7



POSTSEASON RECORDS

TEAM RECORDS

Single-Game

TOTAL OFFENSE

Most Plays:
80 vs. Morningside (2008)

Most Yards Gained:
566 vs. Morningside (2008)

RUSHING

Most Rushes:
39 vs. Lambuth (2008)

Most Yards Gained:
206 vs. Hastings (2004)

Most Touchdowns:
4 vs. Ottawa (2009)

PASSING

Most Attempts:
48 vs. Morningside (2008)

Most Completions:
33 vs. Morningside (2008)

Most Had Intercepted:
1 vs. Saint Francis (2007)
1 vs. Carroll (2008)
1 vs. Lambuth (2008)
1 vs. Ottawa (2009)

Most Yards Gained:
454 vs. Morningside (2008)

Most Touchdown Passes:
5 vs. Lambuth (2008)

PUNTING

Most Punts:
5 vs. Sioux Falls (2009)

Highest Average Per Punt:
38.6 vs. Sioux Falls (2009)

SCORING

Most Points:
65 vs. Lambuth (2008)

Most Points, Both Teams:
113 vs. Lambuth (2008)

Most Points, First Quarter
14 vs. Saint Francis (2007)

Most Points, Second Quarter
20 vs. Lambuth (2008)

Most Points, Third Quarter
37 vs. Ottawa (2009)

Most Points, Fourth Quarter
17 vs. Lambuth (2008)

Most Points, First Half
34 vs. Lambuth (2008)

Most Points, Second Half
44 vs. Ottawa (2009)

Most Touchdowns Scored:
9 vs. Lambuth (2008)

Most PAT Made by Kicking:
8 vs. Lambuth (2008)

Most Two-Point Conversions:
1 vs. Saint Francis (2010)

Most Field Goals Made:
2 vs. Hastings (2004)

PENALTIES

Most Penalties:
14 vs. Hastings (2004)
14 vs. Carroll (2009)

Most Yards Penalized:
153 vs. Langston (2009)

TOTAL DEFENSE
Fewest Total Off. Yards Allowed:
243 vs. Hastings (2004)

Fewest Rushing Yards Allowed:
54 vs. Ottawa (2009)

Fewest Passing Yards Allowed:
49 vs. Carroll (2009)

Most Sacks Recorded by:
4 vs. Langston (2009)
4 vs. Sioux Falls (2009)

INTERCEPTIONS

Most Passes Intercepted by:
5 vs. Lambuth (2008)
5 vs. Ottawa (2009)

Most Yards on Interception Returns:
53 vs. Ottawa (2009)

Most Touchdowns on Interception Returns:
1 vs. Lambuth (2008)
1 vs. Langston (2009)
1 vs. Ottawa (2009)

Most Fumble Recoveries:
2 vs. Morningside (2008)
2 vs. Ottawa (2009)

Most Turnovers:
7 vs. Ottawa (2009)

INDIVIDUAL RECORDS

Single-Game

TOTAL OFFENSE

Most Plays:
50, Ben Kisner vs. Morning (2008)

Most Yards Gained:
433, Ben Kisner vs. Morning (2008)

RUSHING

Most Rushes:
31, DeDe Dorsey vs. Hastings (2004)

Most Yards Gained
195, DeDe Dorsey vs. Hastings (2004)

Most TDs Scored by Rushing:
2, Richard Murrell vs. St. Francis
2, Denodus O'Bryant vs. Ottawa
2, Denodus O'Bryant vs. Carroll (2009)

Longest Rush:
76, DeDe Dorsey vs. Hastings

PASSING

Most Attempts:
47, Ben Kisner vs. Morningside

Most Completions:
32, Ben Kisner vs. Morningside

Most Passes Had Intercepted
1, Ben Kisner vs. Saint Francis
1, Ben Kisner vs. Carroll (2008)
1, Ben Kisner vs. Lambuth (2008)
1, Philip Staback vs. Ottawa (2009)

Most Yards Gained:
445, Ben Kisner vs. Morningside

Most Touchdown Passes:
5, Ben Kisner vs. Lambuth (2008)

Longest Pass:
68, Staback to O'Bryant vs. Saint Francis (2010)

RECEIVING

Most Passes Caught:
10, Rudy Fleming vs. Morningside

Most Yards Gained:
169, Rudy Fleming vs. Morningside (2008)

Most Touchdown Passes Caught:
2, Dario Camacho vs. Morningside (2008)
2, Rudy Fleming vs. Lambuth (2008)
2, Matt Bramow vs. Carroll (2009)
2, Matt Bramow vs. Sioux Falls (2009)
2, Andrew Helmick vs. Saint Francis (2010)

PUNTING

Most Punts:
5, Nick Somes vs. Sioux Falls (2009)

Longest Punt:
65, Zac Atterberry vs. Hastings (2004)

INTERCEPTIONS

Most Interceptions:
2, Brandon Gould vs. Lambuth (2008)
2, Brandon Gould vs. Ottawa (2009)

Most Yards on Interception Returns:
40, Damian James vs. Ottawa (2009)

28, Billy Ray Uren vs. Lambuth (2008)
12, Brandon Gould vs. Ottawa (2009)

Longest Interception Return:
40, Damian James vs. Ottawa (2009)

PUNT RETURNS

Most Punt Returns:
2, Roren Thomas vs. Langston (2009)
2, Roren Thomas vs. Carroll (2009)

Most Yards on Punt Returns:
71, Marceo Haywood vs. Southwestern (2004)

Longest Punt Return:
49, Roren Thomas vs. Langston (2009)

KICKOFF RETURNS

Most Kickoff Returns:
4, Nate Orlando vs. Morningside (2008)
4, Denodus O'Bryant vs. Carroll (2009)

Most Yards on Kickoff Returns:
140, Nate Orlando vs. Carroll (2008)

Longest Kickoff Return:
94, Nate Orlando vs. Carroll (2008)
94, Denodus O'Bryant vs. Ottawa (2009)

SCORING

Most Points Scored:
18, Dario Camacho vs. Morningside (2008)
18, Denodus O'Bryant vs. Ottawa (2009)
18, Denodus O'Bryant vs. Carroll (2009)



LINDENWOOD ATHLETICS DEPARTMENT

ABOUT LINDENWOOD ATHLETICS

The Lindenwood University athletics department has grown significantly over the past two decades, going from just a few sports to having one of the largest and most successful athletic departments in the nation. Lindenwood will sponsor 48 varsity athletics teams in 2011-12 and add a 49th in 2012-13. Over the last 10 years, Lindenwood has won 43 varsity national championships.

Twenty-seven of Lindenwood's sports programs are currently transitioning to the National Collegiate Athletic Association (NCAA). Twenty-four of those teams will compete for NCAA Division II National Championships, while the other three will compete for NCAA National Collegiate Championships, which are mostly made up of NCAA Division I programs.

In 2012-13, the majority of Lindenwood's NCAA programs will compete in the Mid-America Intercollegiate Athletics Association (MIAA). The MIAA is one of the top NCAA Division II conferences, and it sponsors championships in baseball, men's and women's basketball, men's and women's cross country, football, men's and women's golf, women's soccer, softball, men's and women's tennis, men's and women's indoor track and field, men's and women's outdoor track and field, and women's volleyball.

The MIAA was founded 1912 and in 2012-13 will include the following schools: Central Missouri, Central Oklahoma, Emporia State, Fort Hays State, Lincoln, Lindenwood, Missouri Southern, Missouri Western, Nebraska-Kearney, Northeastern State, Northwest Missouri State, Pittsburg State, Southwest Baptist, Truman, and Washburn.

Lindenwood also offers a variety of sports outside of the

NCAA, most of which are among the top programs in their respective national and conference organizations.

Athletics Philosophy

Lindenwood University is committed to the development of the whole person within a value system that acknowledges our Christian heritage and focuses on a four-dimensional personal growth: mental, social, physical, and spiritual.

The actions of the student-athlete affect both himself/herself and others. In choosing to be a part of the Lindenwood learning community, the student-athlete agrees to be responsible and to choose his/her actions in such a way that they reflect favorably on the student-athlete and the Lindenwood community.

Mission Statement

It is the mission of intercollegiate sports at Lindenwood University to advance learning, enliven campus life, develop leadership skills, and foster the personal growth of the student athlete through offering a high quality athletics program. Athletics Department personnel strive to provide model programs that develop meaningful standards of scholarship, athletic performance, leadership, community service, and sportsmanship conduct. Through sports, Lindenwood seeks to contribute to a sense of collegiate identity and positive perception in the community. The Athletics Department shall strive for excellence in the competitive environment in accord with the philosophy, rules, and regulations of the NAIA and other sports governing bodies in which Lindenwood has membership.



ATHLETICS DIRECTOR - JOHN CREER



John Creer is entering his 21st year at Lindenwood and his 11th year as the Athletics Director. Before becoming the athletic director at Lindenwood, Creer served as the Dean of Students from 1991 until 1999.

Creer is currently leading Lindenwood's move to the NCAA Division II level. He has helped the program enter the candidacy stage in the NCAA process. Creer oversees 27 sports that are seeking membership in the NCAA.

Prior to Lindenwood's move to the NCAA, Creer oversaw an athletic department that included 21 NAIA sports programs and 25 other varsity programs that competed in other national organizations. While he was athletics director, those programs captured 40 national championships and 134 conference championships. In the NAIA, the athletics department finished in the top five in the Learfield Sports Directors' Cup in every season but one since he became Athletics Director. In 2001-02 and 2002-03, Lindenwood won the Directors' Cup for being the top overall athletics department in the NAIA.

During Creer's tenure, the Athletics Department has grown in the number athletic programs and in the quality of facilities. Creer has been part of the construction of the Lou Brock Sports Complex and the Lindenwood Track, the purchase of Lindenwood Ice Arena, and the major renovations of Harlen C. Hunter Stadium.

Before moving into the administrative side of athletics, Creer was one of the most successful track and field coaches in the country. Creer began his head coaching career in 1970 at Winter Haven High School (Fla.), where he coached the cross country teams and assisted with the track and field teams. In 1973, Creer accepted a teaching position at Kathleen High School in Lakeland, Fla., and was head coach for the cross country and track and field teams.

In 1975, he moved onto the collegiate level when he became the head cross country coach and assistant head coach of the track and field team at Troy State University. After the 1977 season, Creer moved onto the Division I level at the University of Florida. At Florida he was the associate head

coach of the track and field team from 1977-1978 and in 1978-79 became the interim head coach of the Gators.

Next up for Creer was the international level. In 1979, he was the assistant national coach for the Kingdom of Saudi Arabia's Olympic track and field team. In 1983, he would become a head coach at Wayland Baptist University. After a five-year stint at Wayland, Creer was hired to be the head cross country and track and field coach at Missouri Baptist. In 1991, Creer would move to Lindenwood, but it wasn't until 1996 that he became the head coach of the cross country and track and field teams.

During Creer's coaching career he coached three national championship teams in women's track and field, seven men's track and field team championships, two world champions in track and field, three Olympic silver medalists, one Olympic bronze medalist, 15 Olympic games participants, 125 individual national champion, and 512 All-Americans.

Not only has Creer coached national championship teams and national champions, he has been awarded many individual accolades. He has been the NAIA National Coach of the Year eight times, the NCCAA National Coach of the Year, the West Texas Hall of Fame Coach of the year three times, and the NAIA region and conference coach of the year numerous times.

To go along with all of the coach-of-the-year awards Creer has been inducted into four Halls of Fame. He was inducted into the NAIA Hall of Fame in 2001, the Missouri Baptist Hall of Fame in 2006, the Lindenwood University Hall of Fame in 2007, and in 2009 he was inducted into the Wayland Baptist Hall of Fame.

Along with his numerous duties at Lindenwood, Creer is the chair of the Lindenwood Athletics Hall of Fame committee and is on the Board of Directors for the St. Charles YMCA.

Creer received his bachelor's degree in English from Western Michigan University in 1970 and earned his master's degree from Troy State in educational administration and supervision in 1976.

Creer and his wife Liz have three daughters (Kimberly, Jennifer, Ashley), and three grandsons, and one granddaughter.



ATHLETICS DEPARTMENT STAFF



Chanda Jackson
Associate Athletics
Director- Internal
Affairs/SWA



Scott Queen
Associate Athletics
Director-
External Affairs



Christine Rebori
Assistant Athletics Director,
Compliance



Carl Hutter
Assistant Athletics
Director, Facilities-
Operations



Derek Schaub
Assistant Athletics
Director, Facilities-
Customer Relations



David Arns
Faculty Athletics
Representative



Jane Baum
Athletics Development
Director



Randy Biggerstaff
Director of Athletic
Training



Jack Cribbin
Athletics Marketing
Director



Anna Girdwood
Assistant Director
of Compliance



Rick Gorzynski
Director of Academic
Success



Lisa Hundelt
Administrative
Assistant



Mike Morgan
Assistant Sports
Information Director



Daniel Newton
Sports Information
Director



Tom Waggener
Director of Event
Operations/Promotions

NCAA SPORTS HEAD COACHES



Doug Bletcher
Baseball



Jack Cribbin
Women's Lacrosse



Roger Ellis
Men's Golf



Tony Francis
Women's Basketball



Ed Harris
Track and Field



Carl Hutter
Men's Soccer



Sarah Johnson
Field Hockey



Laurie Kaminski
Women's Soccer



Don Loberg
Softball



Vince O'Mara
Women's Ice Hockey



Craig Penrose
Swimming and Diving



Ira Price
Cross Country



Derek Schaub
Men's Lacrosse



Brad Soderberg
Men's Basketball



Chad Smith
Wrestling



Bill Vahle
Men's and Women's



Abby Webber
Women's Golf



Ron Young
Men's and Women's
Volleyball

LINDENWOOD ATHLETICS HISTORY

Athletics has been an important part of Lindenwood University throughout its 181-year history, from the school's beginnings as an all-girls school to the last 40 years as a coed institution. Over the last decade, Lindenwood athletics has reached their greatest heights as the Intercollegiate Athletics Department has been one of the most successful programs in the country at any level.

Early Years

There were not many Lindenwood publications in the 1800s, but the few that have been found refer to athletics at the school. An 1898 edition of the school newspaper, *Under The Lindens*, leads with a story about the importance of physical training at the school:

"Few ladies' schools, and especially in the West, can boast of better facilities for gymnastic training. Each student is required to take regular training in the gymnasium under the direction of a competent teacher, the value of which training need not be dwelt up."

In 1905, a permanent athletics association was organized for the first time at Lindenwood to oversee sports at the school. The first programs included tennis, bowling, fencing, basket-ball, and walking clubs, with the big event being the senior-junior basket-ball contest in which a prize of \$10 went to the winning team. It is believed that in the mid-1940s Lindenwood women's teams began playing intercollegiate athletics, with the major sports being field hockey and basketball. Equestrian also became one of the biggest athletic competitions around the Lindenwood campus during this time period.

Modern Athletics Department

The beginning of the current Lindenwood athletics department can be traced to the early 1970s, when the school began to open its doors to male students. Sports such as baseball, basketball, and soccer were added to the varsity roster and the school began its association with the National Association of Intercollegiate Athletics (NAIA).

The first major impact that the Lindenwood athletic department had on a national scale would not come until the 1980s when the women's soccer team became a yearly threat for the national title. The Lady Lions would never win a national championship, but they reached the national tournament 13 times and had two runner-up finishes and three third-place showings. Lindenwood women's soccer was a part of one of the greatest collegiate championship games of all-time when it and Simon Fraser played scoreless soccer for over 162 minutes before Simon Fraser scored in the fifth overtime.

1990s

The 1990s marked the beginning of a major expansion of the Lindenwood Athletics Department. By the turn of the century, the school would field a team for all 21 sports in which the NAIA offered a national championship. The biggest addition was a varsity football team in 1990. The program won its inaugural game by a 21-14 score over Dana College and went on to have a winning record its first year, foreshadowing what would become one of Lindenwood's top programs.



The highlight of the decade came in 1998 when the indoor track and field team won the NAIA National Championship, the first ever title for the Lindenwood athletics program. The Lions led by just two points heading into the final event of the competition, but the school's 4x400 relay team finished second to seal the championship. Current Athletics Director John Creer was the head coach of that program, and Sharif Karie was named the meet's outstanding performer.

Aside from the men's track and field national championship, it was the women who provided the top highlights for Lindenwood throughout the 1990s. The women's basketball team advanced to three national tournaments and won five conference championships and five conference tournaments during the decade. As mentioned earlier, women's soccer was a threat nearly every year to have a high finish at the national tournament. Softball became a regular winner late in the decade, going to three national tournaments from 1998-2000.

Heart of America Athletic Conference (HAAC)

Lindenwood briefly belonged to the American Midwest Conference for three years in the 1990s before joining the Heart of America Athletic Conference (HAAC) in 1996. The school's affiliation with the HAAC, an 11-team league with schools in Missouri, Kansas, and Iowa, would be its longest with a conference in its history.

Almost from the very beginning, Lindenwood raised the reputation of the HAAC on the national level. The athletics program wasted little time



in becoming the most prominent member of the conference, finishing second in the conference's all-sports trophy standings in 1996-97 and then winning the HAAC all-sports award every year since.

Lindenwood won nearly 46 percent of the total conference championships during its time in the HAAC. Its 128 HAAC titles are 93 more than the next closest school has won in that span. In fact, in just 15 years, Lindenwood won more HAAC titles than any other school in conference history, despite the fact that many of the HAAC schools have been in the league since it was started in 1971. Runner-up to Lindenwood is William Jewell, which has won 108 titles in 40 years. No other HAAC school has won more than 87 conference titles.

On a national scale, Lindenwood has won 10 NAIA National Championships since joining the HAAC, including five in sports that are sponsored by the conference. The other 10 HAAC programs have combined to win three national championships during the league's history.

2000s

The last 10 years of Lindenwood athletics has been marked by two main themes – continued expansion and success. The two themes merged in 2008 for the biggest accomplishment of the program's history when two athletes with Lindenwood ties competed in the Olympic Games.

NAIA Success

The last decade has seen Lindenwood's NAIA programs make the leap from being good to being elite.

Lindenwood won 10 NAIA national championships, with nine of them coming since the 2002-03 school year. Half of these have come from the Lions wrestling team, which has won five titles starting with the 2002 national championship. Besides its 1998 title, men's track and field has also won two other indoor national championships and one outdoor title. The final national championship came from the 2004 men's soccer team.

In the annual NACDA Directors' Cup standings, Lindenwood has finished seventh or better for 13 straight years, and only once in that span has the school finished outside the top five. It has four runner-up finishes, and twice Lindenwood has won the Directors' Cup. In 2001-02, Lindenwood won the Directors' Cup for the first time. That year, the school had seven top-ten national finishes as it edged the second-place school by 23.5 points. In 2002-03, Lindenwood repeated in another close contest that saw the school win by 28.5 points. That year, the school again had seven athletic programs with top-ten finishes at their national events.

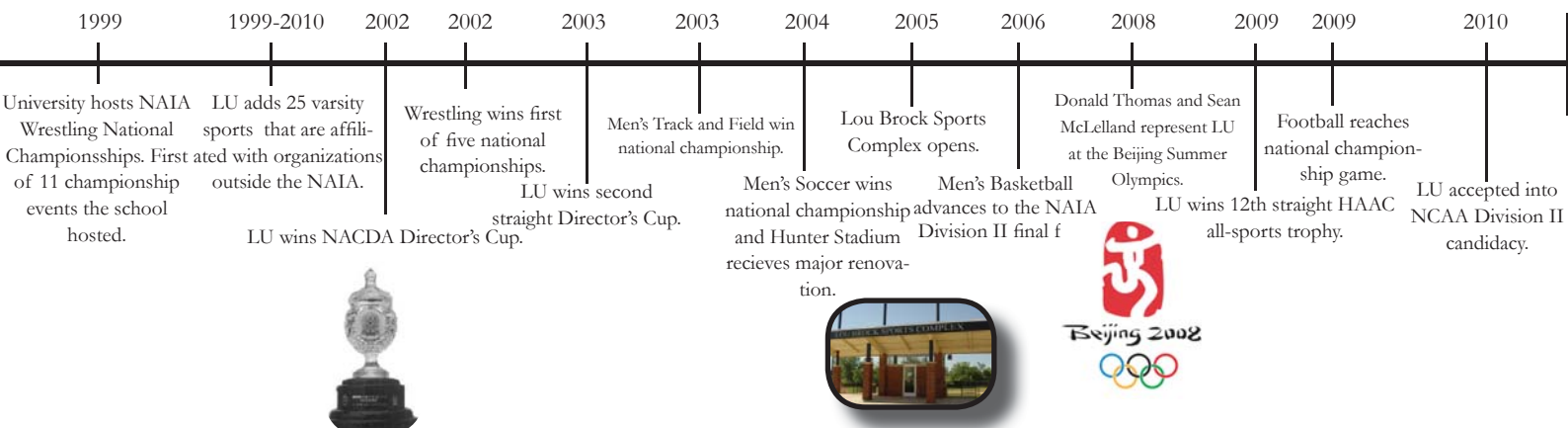
Lindenwood has also had several exciting runs at national championship events throughout the years. The Lions football team began building a powerhouse with the hiring of Patrick Ross in 2004. The program reached its greatest heights in December 2009 when it played in the NAIA national championship game, losing by just three points to future NCAA Division II school Sioux Falls. Men's basketball reached the NAIA Division II semifinals in 2006 and advanced to the second round of the NAIA Division I National Tournament in 2011. On the women's side, volleyball head coach Ron Young has taken his team to three NAIA national championship events in the last four years, including a quarterfinal showing in 2007. Women's track and field has been coming closer to a national title in recent years, including a third-place finish at the 2009 outdoor championships.

2008 Beijing Olympics

During the opening ceremonies of the 2008 Beijing Summer Olympics, two Lions were among the athletes who marched into the stadium. Lindenwood University was even mentioned by Bob Costas on the national telecast that was seen by over 34 million people, making the school just one of two United States colleges mentioned during the parade of athletes.

The athlete that Costas talked about was Donald Thomas, who has one of the most unique stories in track and field history. Thomas was a junior varsity basketball player at Lindenwood who tried the high jump one evening in order to win a dare. Less than two months after winning that dare, he finished second at the national championships in the indoor high jump and helped Lindenwood win a team national title. After graduating from Lindenwood in 2006, he used his final year of eligibility to become a NCAA Division I national champion at Auburn University. He then burst onto the national scene by winning the 2007 World Championships. At the Olympics, Thomas, who was representing the country of the Bahamas, finished 21st after clearing 2.20m.

A Lindenwood athlete at the time, Sean McLelland was also a participant at that year's Olympics, representing the United States in the International Skeet Shooting competition. McLelland had his best international performance at the event, tying for sixth after hitting 118-of-125 targets. That showing advanced him to a shoot-off to determine who would advance to finals, and he fell short in that round. Despite being one target short of making the finals, he still finished ahead of 13 shooters above him in the world rankings, including five in the top ten.



NAIA NATIONAL CHAMPIONSHIPS

2004 MEN'S SOCCER



The 2004 Lindenwood men's soccer program didn't start its postseason run off with much success. The Lions didn't win the HAAC championship or the regional tournament. But after the Lions received an at-large bid to the NAIA National Tournament, they turned everything around and ended the season on top of the NAIA soccer podium. The Lions lost in the Region V final against McKendree 2-1. That was the last time the Lions would lose in 2004.

The Lions traveled to Olathe, Kan., for the NAIA National Tournament and it was a good stay. In the first round the Lions, the No. 3 shut out No. 14 Judson (Ill.) 3-0. In the quarterfinals the Lions matched up against Holy Names from California and were victorious 4-1. Next up in the semifinals for the Lions was No. 10 Berry (Ga.), and it was a 1-0 shutout victory.

After that win, it was on to the finals against Auburn Montgomery. It was a rainy, cold night in Olathe, and the Lions scored the game's first and only goal in the 61st minute. Milivoje Cecaric scored on a header from a corner kick and it was all the Lions needed. The Lions won the program's first national championship in four tries at the NAIA National Tournament.

Ignacio Novas was named the tournament's Most Valuable Player, and goalie Edin Sabic was the Outstanding Defensive Player. Martin Barreiro joined Novas and Sabic on the all-tournament team, and Novas, Barreiro, and Andres Sanchez were honorable mention All-Americans.

Lindenwood finished the 2004 season with a 19-3-1 overall record.

1998 MEN'S INDOOR TRACK AND FIELD

The 1998 indoor track and field team won the first national championship in Lindenwood history. In a close meet, the Lions clinched the title when the 4x400 relay team came in second in the final event. Lindenwood finished with 62 points, six more than runner-up Azusa Pacific. Sharif Karie was named the meet outstanding performer after winning the mile run and finishing second in the 800m. Gezachw Yossef also won an individual title by winning the 1,000m race. The 1998 national champion indoor track and field team was coached by John Creer and was inducted into the Lindenwood Athletic Hall of Fame in 2007.

2003 MEN'S OUTDOOR TRACK AND FIELD

The Lindenwood Lions men's outdoor track and field team won its first ever NAIA national championship in 2003 in Olathe, Kan. The Lions scored 65 points, which was four more than runner-up Dickinson State. Head Coach John Creer had two national champions on the squad. Fabian Florant was the national champion in the triple jump, and the 4x100 meter relay team won the national championship. The relay team was composed of Kevin Arthurton, Irvin Browne, Deno Campbell, and Kurt Gibbons.

2005 MEN'S INDOOR TRACK AND FIELD

The 2005 indoor track and field team won the program's second national championship when it scored 100.25 points, which was well ahead of Virginia Intermont's point total of 82. Kendrick Triggs was named the meet's outstanding performer after winning the national championship in the 55m run, the 200m dash and was a member of the 1600m relay. Other national champions were Juan Walker in the 55m high hurdles and Haddow Weatherbone in the 400m dash. To go along with the athletes receiving awards, head coach Lane Lohr was named the 2005 coach of the year.


2006 MEN'S INDOOR TRACK AND FIELD

In 2006, the Lindenwood Lions men's indoor track and field team won its second straight national championship. The Lions beat out Virginia Intermont for the second straight year, 94.5-81. The men clinched the title with strong performances in the triple jump and shot put. After the 4x400 relay, the last track event, Lindenwood was down to Virginia Intermont by 12.5 points. The triple jump and shot put were not yet completed, and Lindenwood was able to use these events to its advantage to take the title. Junior James Jenkins was able to successfully defend his indoor triple jump title from 2004. Freshman Carlos Mattis was in eighth place coming into the finals but was able to improve to third place on his last jump. Senior Kelley Jackson was leading the shot put after the preliminary round and was able to increase his lead in the finals to take the victory. Lindenwood's sprinters were strong as usual. Junior Mike Rodgers won the 60m dash with a meet record time of 6.72 and won the 200 with a time of 21.07. Senior Haddow Weatherborne was able to overcome cramps that caused him to collapse in the 400m run, and place second in the 200 meter dash. Freshman Rascive grant placed third in the 60m dash with a time of and fifth in the 200m dash. Freshman Aron Rono successfully completed a tough distance double, winning the mile in 4:11.37 and placing second in the 3,000m run with a time of 8:24.33.

2002 WRESTLING

The 2001-02 Lindenwood Wrestling Team won the program's first national championship and helped build the foundation for what would become the top wrestling program in the NAIA. Eleven of the team's 12-member national squad earned All-American honors at the national meet and the Lions scored 180 points, winning the meet over the host school, Montana State-Northern, by 13 points. Three wrestlers earned individual national championships. Dustin Teeman, Brian Holt and Dustin Zahursky. Brant Bruner, Chad Smith, Eric Brown, and Wayne James finished third, while C.J. Campbell, and Roger Miller had fifth-place showings. Jeff Carlson and Nathan James both finished eighth, and Josh Buchanan rounded out the squad. The whole national championship team was later inducted into the Lindenwood Athletic Hall of Fame.

2005 WRESTLING




The Lindenwood Lion wrestling program won a national championship in 2002 and as runner-up in 2003. After a brief two-year hiatus from the top two spots, the Lions were right back on top in 2005. The Lions started off the season the number one ranked team in the country and would end the season in the same spot. After a successful regular season, the Lions moved onto the Tyson Event Center in Sioux City, Iowa, for the NAIA National Championship. The Lions would score 178.5 points, 50 more than the second place team, Missouri Valley. Three wrestlers earned individual national championships, and the Lions had a total of five All-Americans. Andrew Bradbury won his second consecutive national championship in the 125 lb. weight class. Roger Miller won the heavyweight national championship, and Mike Rio took home the 149 lb. title. Head Coach Joe Parisi was named the NAIA Coach of the Year for the second time.

2007 WRESTLING

The Lindenwood Lions wrestling program had national championships in 2002 and 2005, but in 2007 the Lions started another run of titles. The 2007 squad scored 177 points, which was 67 points more than the second place team, Embry Riddle. Not only did the Lions win the national championship, they crushed the field of the NAIA. The Lions had seven All-Americans and two individual national champions. Jake Dieffenbach won his second consecutive national championship at 165 lb. and John Salter won at 174 lb. Head coach Joe Parisi also won his third NAIA Coach of the Year.

2008 WRESTLING




After winning their third national championship in six years, the Lindenwood Lion Wrestling Team was looking for its fourth overall and second consecutive in 2008. The Lions finished second in the regional championships, but that was the last time they would finish second. At the NAIA National Championship, the Lions would win their second championship in a row after scoring 130 points, 21.5 in front of McKendree. The Lions had four wrestlers in the finals, and that produced three individual national champions. Raymond Stephens won the 133 lb. crown, Ryan Moyer was the champ at 149 lb. and Matt Cauley was the top wrestler in the 174 lb. weight class. To go along with the national champs, five wrestlers were All-Americans.

2009 WRESTLING



Already one of the most successful wrestling programs in the country, the 2009 Lindenwood Lions team added to their growing dynasty on the mat. The Lions would win their fifth national championship and third in succession. With the national championship, Lindenwood has won the third most national titles in the NAIA. The Lions scored 167 points, 41.5 points ahead of Southern Oregon. Three Lions won individual national titles, starting with Matt Cauley at 177 lb., who was also named wrestler of the year, Raymond Stephens in the 133 lb. weight class and Jeremy Powell at 157 lb. With the three national titles, the Lions had the fourth most individual titles in the history of the NAIA. To go along with the national titles, the Lions placed eight grapplers on the All-American team.


HUNTER



Hunter Stadium is one of the busiest places on campus throughout the year. It is the home for Lindenwood football, men's and women's soccer, field hockey, and both men's and women's lacrosse programs. The stadium was built in 1976 by the St. Louis football Cardinals as a place to hold their training camp. In 1988, the stadium was renovated and a new artificial turf was installed. Eleven years later in 1999, Hunter Stadium debuted a new turf called Astro Play. After the 2004 season, Hunter Stadium would undergo its biggest renovation. The stadium would be completely renovated, including end zone seating, a brand new two-story press box with luxury boxes, and a new concession area. In 2009, the playing surface at the facility was replaced with Enviroturf. The facility has hosted NAIA football playoff games in 2004, 2008, 2009, and 2010, and the NAIA Women's Soccer National Championships in 2001 and 2002. In 2009 and 2010, the St. Louis Rams held training camp scrimmages at Hunter Stadium. Both games drew over 5,000 spectators. During the NFL Lockout in 2011, several St. Louis Rams players chose Lindenwood for offseason training. The stadium is named after Dr. Harlen C. Hunter, who founded the St. Louis Orthopedic Sports Medicine Clinic in Chesterfield in 1979, the first clinic of its kind in the St. Louis area. Hunter was the key to the upgrades of the playing surface in 1988

STADIUM

1990	5-2	2001	3-2
1991	2-3	2002	1-4
1992	1-4	2003	3-3
1993	2-4	2004	5-1
1994	2-2	2005	4-1
1995	4-3	2006	4-2
1996	3-2	2007	5-0
1997	4-1	2008	6-0
1998	3-1	2009	7-0
1999	3-2	2010	5-1
2000	1-6		



THE FUTURE HOME OF LINDENWOOD FOOTBALL

Coaches, players, and recruits at Lindenwood University can't stop talking about the institution's plans for a new three-story athletics building overlooking Hunter Stadium.

Soon after the administration released the first conceptual drawings of the building, the images were being reproduced around campus and appearing on the Internet. Coaches and players were proud. Recruits were wowed.

Football Head Coach Patrick Ross said the building will be a source of Lindenwood pride and will strengthen the entire athletics program.

"This is a significant investment in our student-athletes," said Ross. "Some of our football recruits have already seen the drawings and they are completely impressed. Our current players are proud, but not surprised, since Lindenwood always does things the right way and the best way."




The building will be the home of the Lions' football team, as well as the men's and women's soccer, men's and women's lacrosse, and field hockey teams. The ground floor will consist of visitor locker rooms, a football players' lounge and locker room, and a state-of-the-art athletic training center. The second floor will house a spacious academic support center, along with clubhouse-style locker rooms for soccer, lacrosse, and field hockey. The top floor will house coaches' offices, meeting rooms, and a Hall of Fame room.

Construction on the 43,000-square-foot building is expected to begin in the spring.



FITNESS CENTER

The Fitness Center/Field House on the Lindenwood Campus is where students and athletes can work out. To go along with racks of free weights and weightlifting equipment, students and athletes can jog around a track and use one of the many cardio machines. The field house is home to many athletic teams' offices, along with locker rooms for Harlen C. Hunter Stadium.





The HIT Center's specialized programs are designed to provide an opportunity for Lindenwood University athletes to utilize its unique services. These programs are open to all the University's athletic programs, and they will be conducted during the hours of 8 a.m.-12 p.m. Each program is limited to a specific number of athletes per session, and they are filled on a first-come, first-served basis.

Programs Include:

Eye-Metrix

- The Eye-Metrix program is designed to improve hand-body-eye coordination, peripheral vision, depth perception, visual recognition, object tracking, and speed of eye movements. The athlete's visual system accounts for 80-85 percent of the sensory information he/she receives. This program gives the athlete an opportunity to train this integral system.

Body Composition

- This program is designed to provide the necessary knowledge, information, and training to help the athlete reach his/her desired body composition. The program includes the following:
 - Complete energy expenditure profile
 - Full metabolic profile
 - Body composition analysis
 - Nutritional consultation (no specific meal plans provided)
 - Fitness training sessions
 - Follow-up evaluation

Overspeed

- This program utilizes the ELG treadmill, which has no resistance and extremely fast speeds. This creates more stimulus and enables the body to recruit more Type II (fast twitch) muscle fibers while focusing on proper running form and technique.

Arm and Bat Speed

- This program is designed specifically for baseball and softball athletes to improve bat and arm speed, strength, and rotational power.

Club Head Speed

- This program is designed specifically for golfers to improve club head speed, strength, rotational power, and balance.



LINDENWOOD FACILITIES



HYLAND ARENA - HOME OF BASKETBALL, VOLLEYBALL, WRESTLING



LOU BROCK SPORTS COMPLEX BASEBALL FIELD




LOU BROCK SPORTS COMPLEX SOFTBALL FIELD



LINDENWOOD ICE ARENA - HOME OF WOMEN'S ICE HOCKEY



ST. PETERS REC-PLEX - AQUATIC SPORTS



HYLAND ARENA TENNIS COURTS

The Patrick Ross Show Live On KGLC 89.1 FM



**With Host
Mike Morgan**

**Broadcasted Live Every Wednesday from 6-7 pm
from Locos Grill and Pub**

**Join Coach Ross Every Week to Hear About the
Lions Season.**



ABOUT THE UNIVERSITY

PRESIDENT - DR. JAMES D. EVANS



James D. Evans, an accomplished scholar, teacher, author, academic administrator and a successful behavioral consultant, has been the president of Lindenwood University since the summer of 2006.

President Evans joined Lindenwood's faculty in 1974 as an assistant professor of psychology, and he advanced to the rank of professor of psychology in 1985. He was named dean of social sciences in 1994, dean of sciences in 1995, and dean of faculty in 1996. He was elevated to the post of provost in 2000.

Since becoming president, Evans has articulated a mission-based vision for Lindenwood – focus on students, strong academic programs, cutting edge technology, increased emphasis on student development and open and clear communication with the university's constituencies.

Under Evans' leadership, the administration has recruited some of the nation's top university teachers for Lindenwood's growing faculty. He played an integral role in establishing the University's first doctoral program, a doctor of education degree, and he is shepherding Lindenwood's pursuit of additional doctoral degrees. Under his leadership, specialized accreditations in the Social Work Department and the School of Business and Entrepreneurship have been obtained.

Evans is a catalyst for continuing physical plant improvements at Lindenwood. Under his leadership, the University has constructed additional residence halls, a new student center, and a major renovation and expansion of Harmon Hall. Three new extension campuses in Wildwood, Ofallon, Mo. and Downtown St. Louis, have been added during Evans' presidency. Evans is focusing on improving the campus landscaping and beautifying all of the Lindenwood University educational sites. Additionally, he

has ensured that the school will be on the cutting edge of educational technology through wireless Internet connectivity at all of its major sites and campuses.

Evans received his Ph.D. in research psychology from Iowa State University in 1974; his M.S. in psychology from Iowa State University in 1969; and his B.S. in psychology from Geneva College in 1968. He is the author of two books and has been named to *Who's Who in the Midwest* and *Who's Who Among America's Teachers*. He is on the board of directors of the St. Charles Optimists Club, Partners for Progress, the RCGA, the United Way of Greater St. Louis, and the Economic Development Center of St. Charles.

He and his wife, Lois, a retired educator, live in St. Charles, Mo. They have a daughter, Laura L. Luebbert, who resides in Ferguson, Mo.





Founded in 1827, Lindenwood is a dynamic four-year liberal arts institution dedicated to excellence in higher education. Nestled amid the beautiful linden trees, our historic 500-acre campus is situated in the heart of St. Charles, Mo., a growing community of 62,000 just west of St. Louis.

We offer more than 120 undergraduate and graduate degree programs to approximately 15,000 students through values-centered programs that lead to development of the whole person. Our faculty, staff and administration are committed to an integrative liberal arts curriculum that focuses on the talents, interests and future of our students. Lindenwood is accredited by the Higher Learning Commission of the North Central Association of Colleges and Schools.

Lindenwood University is known nationally and internationally for innovation, entrepreneurship and extraordinary dedication to students. We believe that education is the way to personal freedom and responsibility, which are the keystones of any democracy. We have a liberal arts heritage that goes back more than 183 years. In that time, we have learned how to educate in a way that helps each student become an enlightened, principled citizen of a global community.


Mission Statement

Lindenwood University offers values-centered programs leading to the development of the whole person—an educated, responsible citizen of a global community.

Lindenwood is committed to...

- providing an integrative liberal arts curriculum,
- offering professional and pre-professional degree programs,
- focusing on the talents, interests, and future of the student,
- supporting academic freedom and the unrestricted search for truth,
- affording cultural enrichment to the surrounding community,
 - promoting ethical lifestyles,
 - developing adaptive thinking and problem-solving skills,
 - furthering lifelong learning.

Lindenwood is an independent, public-serving, liberal arts university that has a historical relationship with the Presbyterian Church and is firmly rooted in Judeo-Christian values. These values include belief in an ordered, purposeful universe, the dignity of work, the worth and integrity of the individual, the obligations and privileges of citizenship, and the primacy of the truth.



STUDENT LIFE AT LINDENWOOD

Lindenwood University believes in the importance of co-curricular involvement in activities as a valuable supplement to classroom learning in the total educational process. The Office of Student Life & Leadership serves as a coordination center on campus and works with student organizations in facilitating their activities and projects. Various student organized programs and events are scheduled throughout the year. Included are the programs, meetings and other events of the Lindenwood Student Government Association, Greek organizations and other student organizations.

Student organizations are an important part of university life, providing opportunities for students to design and implement programs, events and activities that extend and amplify the goals of Lindenwood's mission. Students may complement their academic experiences by becoming involved with approximately 71 student clubs and organizations which, along with the Student Life and Leadership Office, are the major scheduling source for lectures, movies, dances, entertainers, and a wide variety of other events planned to satisfy the diverse needs and interests of the Lindenwood University community. It is necessary for each organization to register at the Student Activities Office each year and provide the name of a faculty or staff advisor, a current constitution, and a current list of officers and members.

Lindenwood also offers students opportunities to play intramurals. The role of the Lindenwood Intramural Activity program is to involve the student body, faculty, and staff; raise overall University morale; and increase satisfaction with campus life. The goal of the Intramural program is to develop individuals physically, mentally, and socially, as well as develop positive time management habits.

Some of our activities include the first-year housing wars, table tennis, flag football, Lion Pride Olympics, basketball 3-point shoot-out, 3-on-3 and 5-on-5 basketball tournaments, faculty/staff vs. student softball, powderpuff football, dodgeball, judo, women's self defense, kick-

boxing and zumba classes, volleyball, hip hop/break dance classes, washers, kick-ball, and wiffle ball.



SCENES FROM AROUND LINDENWOD



ST. LOU



St. Louis is located 20 miles east of St. Charles and is an independent city and the second-largest city in the state of Missouri. The city had a 2010 population of 319,294 and is the principal municipality of Greater St. Louis, population 2,845,298, the largest urban area in Missouri, the 4th-largest urban area in the Midwest, and 15th-largest in the United States.

St. Louis was found in 1763 by French explorers Pierre Laclède de Liguist and Auguste Chouteau. Rapids on the Mississippi River made St. Louis the northernmost navigable port for many large boats, and by the 1850s, St. Louis had become the largest US city west of Pittsburgh, and the second-largest port in the country, with a commercial tonnage exceeded only by New York City. With its French past and numerous Catholic immigrants in the 19th and 20th centuries, St. Louis is one of the largest centers of Roman Catholicism in the United States. Rapid immigration from Europe along with migration from the South pushed city's population to 856,796 in 1950. However, since 1950, the population of St. Louis has fallen to 319,294 as residents moved to surrounding suburbs.

St. Louis is situated near the confluence of the Missouri and the Mississippi Rivers, is the heart of Greater St. Louis, a metropolitan area of nearly 3 million people in Missouri and Illinois, the Illinois portion of which is commonly referred to as the Metro-East. It is home to some of the country's largest public and privately held corporations, including AT&T, Express Scripts, Enterprise Rent-A-Car, Graybar, Scottrade, Edward Jones, Emerson, Energizer, Anheuser-Busch, Inc., Boeing Defense, Space & Security, Purina, Monsanto Company, and MasterCard.




IS, MO.



Baseball, hockey and football are always the topic of discussion in St. Louis, and the Gateway City has always enjoyed a love affair with its pro teams. The Blues, Cardinals and Rams make sure local sports fans have something to cheer about 12 months a year.

St. Louis is a rabid sports town. The city is home to three major sports professional teams.


The St. Louis Cardinals are the most successful national league baseball team with 10 World Series Championships. The team also has numerous Hall of Famers. The NHL's St. Louis Blues also play in St. Louis. The St. Louis Rams moved to the city in 1995 and were crowned Super Bowl Champions in 1999 and made it to the final game in 2001.



The St. Louis Zoo, is a zoo in Forest Park in St. Louis, Missouri. It is recognized as a leading zoo in animal management, research, conservation, and education. Admission is free based on a public subsidy from a cultural tax district, the Metropolitan Zoological Park and Museum District (ZMD); fees are charged for some special attractions. A special feature is the Zooline Railroad, a small passenger train that encircles the zoo, stopping at the more popular attractions.

The city purchased its first exhibit, the Flight Cage, from the Smithsonian Institution following the 1904 St. Louis World's Fair. After the zoo was established, new exhibits, areas and buildings were added through the decades to improve care of the animals, the range of animals and habitats shown, as well as education and interpretation.

ST. CHARLES



Since 1769, Saint. Charles, Missouri, a restored historic city on the Missouri River, has been welcoming visitors to its shores. Founded by French Canadian fur trader Louis Blanchette, the city was named Les Petites Cotes, ("The Little Hills"), which later evolved into Saint Charles. The town regularly welcomed guests from many nations and grew into an important trading center for countless pioneers. Because of its strategic location on the Missouri River and its entrance to the western territory known as the Louisiana Purchase, it was a critical destination for tens of thousands of travelers.

Today, over 65,000 people call St. Charles their home. The City of St. Charles is headquarters for Aspect, Our365, RX System, NewCo Enterprises, Patriot Machine, and Client Services and home to the regional offices of Coca Cola Enterprises, Sysco and American Freightways.

St. Charles is the oldest city on the Missouri River. St. Charles' sister city is Ludwigsburg, Germany.



Almost 200 years ago two brave men launched one of the most amazing adventures of all time. President Thomas Jefferson asked Meriwether Lewis and William Clark to find a route to the Pacific coast. You may know them as the famous Lewis & Clark.

In 1804, they left from Saint Charles to explore new lands from Saint Charles to the Pacific Ocean. During their journey, Lewis and Clark came face-to-face with many wild animals, discovered unknown plants and encountered many Indian cultures. The Lewis and Clark Museum is a great place to learn more about the path Lewis and Clark took. The trading post is filled with the unusual Indian artwork they found during their travels.



CHARLES, MO.



Main Street has long been the hub of commercial activity for St. Charles. The 13-block stretch of downtown St. Charles runs from Boone's Lick Road to Clark, and boasts a bevy of shops, restaurants and businesses.




The temporary, but first, site for the state capitol.

Missouri's first legislators met in the buildings of the First Missouri State Capitol State Historic Site to undertake the task of reorganizing Missouri's territorial government into a progressive state system. From June 4, 1821, to Oct. 1, 1826, heated debates of state's rights and slavery filled the rooms of the temporary Capitol.

The second floor of two adjoining Federal-style brick buildings was divided and used as Senate and House chambers, an office for the governor, and a small committee room. The first floor of the Peck brothers' building housed a general store and Ruluff Peck's family residence. Chauncy Shepard operated a carpenter shop on the first floor of the adjoining building.



DATE	OPPONENT	TIME	PLACE	DATE	OPPONENT	TIME	PLACE
9/3	Northern Colorado	1:30 p.m.	Greeley, Colo.	10/8	Texas A&M-Kingsville	7 p.m.	Kingsville, Texas
9/10	Graceland	6 p.m.	St. Charles, Mo.	10/15	Kansas Wesleyan	1:30 p.m.	St. Charles, Mo.
9/17	Saint Joseph's	6 p.m.	St. Charles, Mo.	10/22	Azusa Pacific	1:30 p.m.	St. Charles, Mo.
9/24	Missouri S&T	6:30 p.m.	Rolla, Mo.	10/29	Culver-Stockton	1:30 p.m.	St. Charles, Mo.
10/1	South Dakota	4 p.m.	Vermillion, S.D.	11/5	Central Missouri	1:30 p.m.	St. Charles, Mo.
				11/12	Central Oklahoma	2 p.m.	Edmond, Okla.



LINDENWOOD

FOOTBALL

