

Lindenwood University

**Digital Commons@Lindenwood University**

---

Athletic Guides

Athletic Guides and Season Schedules

---

Fall 2010

## **2010-2011 Lindenwood University Football Guide**

Lindenwood University

Follow this and additional works at: [https://digitalcommons.lindenwood.edu/sports\\_guides](https://digitalcommons.lindenwood.edu/sports_guides)



Part of the [Sports Studies Commons](#)

---

# 2010 LINDENWOOD FOOTBALL




## MEDIA GUIDE

# 2010 Lindenwood Football Schedule

Date	Opponent	Time
Sept. 2	Evangel	6:00 p.m.
Sept. 11	at Central Methodist	6:00 p.m.
Sept. 18	Missouri Valley	6:00 p.m.
Sept. 25	at MidAmerica Nazarene	6:00 p.m.
Oct. 2	Avila	6:00 p.m.
Oct. 9	at Baker	1:00 p.m.
Oct. 16	Culver-Stockton*	1:30 p.m.
Oct. 30	at Benedictine	1:00 p.m.
Nov. 6	Graceland	1:30 p.m.
Nov. 13	at William Jewell	1:00 p.m.

\* Homecoming

# 2010 Preview



## Lindenwood Quick Facts

Location ..... St. Charles, Mo.  
 Founded ..... 1827  
 Total Enrollment ..... 14,800  
 Full-Time Enrollment ..... 3,800  
 Affiliation ..... NIAA  
 Conference ..... Heart of America Athletic  
 Nickname ..... Lions  
 Colors ..... Black and Gold  
 Stadium ..... Harlen C. Hunter Stadium  
     Capacity ..... 6,000  
     Surface ..... Enviroturf  
 President ..... Dr. James D. Evans  
 Athletics Director ..... John Creer

Head Coach ..... Patrick Ross  
     Alma Mater ..... Puget Sound  
     Career Record ..... 71-24 (seven years)  
     Record at LU ..... 51-17 (six years)  
 Assistant Head Coach ..... Craig Schuler  
 Defensive Coordinator ..... Shawn Nagel  
 Offensive Line ..... John Haines  
 Defensive Line ..... Blake Seeds  
 Defensive Secondary ..... Kent Maugeri  
 Wide Receivers ..... Geoffrey McArthur  
 Athletic Trainer ..... Tom Godar

2009 Record ..... 13-1  
 2009 HAAC Record ..... 10-0 (1st)  
 2009 National Ranking ..... 2nd  
 First Year of Football ..... 1990  
 All-Time Record ..... 109-111-2  
 All-Time HAAC Record ..... 81-64  
 HAAC Championships ..... 3  
 NIAA Championship Series Appearances ..... 5

Sports Information Director ..... Daniel Newton  
     Office Phone ..... (636) 949-4368  
     Cell Phone ..... (636) 373-2765  
     Fax ..... (636) 949-4636  
     Email ..... dnewton@lindenwood.edu  
     Website ..... www.lindenwoodlions.com

### 2009 Final HAAC Standings

	HAAC	Overall
Lindenwood	10-0	13-1
MidAmerica Nazarene	9-1	10-2
Missouri Valley	8-2	8-3
Baker	7-3	7-3
Central Methodist	6-4	6-5
Benedictine	5-5	6-5
Avila	3-7	4-7
Evangel	3-7	3-7
Graceland	3-7	3-7
William Jewell	1-9	1-9
Culver-Stockton	0-10	0-10

Fresh off an appearance in the NIAA National Championship game, the defending HAAC champion Lindenwood football team is expected to be one of the top teams in the country in 2010.

In order to return to Rome, Ga., the Lions will have the task of playing in the always competitive HAAC conference. In the NIAA's Spring Top 25 poll, Lindenwood, MidAmerica Nazarene and Missouri Valley all ranked in the top 10. Baker was also ranked in the top 25, and Central Methodist and Benedictine received votes, further illustrating the depth of the conference.

The Lions have won 19 straight against HAAC opponents, but that streak will be tested early. Lindenwood, who was ranked second in the spring poll, travels to Central Methodist in week two, and then hosts No. 10 Missouri Valley the following week. The Lions wrap up their tough three week stretch with a visit to No. 6 MidAmerica Nazarene. Also at stake this season is a school-record 19 game home winning streak. During that stretch, Lindenwood is outscoring opponents by an average of 31 points per game.

To ask the Lion offense to repeat last year's performance would be unfair. Lindenwood led the nation in scoring with 53.1 points a game, including topping the 60 point mark five times. The team ranked fourth in the NAIA in total offensive yards with 492.4 per game and was in the top 15 in both rushing and passing offense.

Lindenwood returns five starters on offense led by 2009 HAAC Player of the Year and preseason National Player of the year candidate Denodus O'Bryant. Senior quarterback Philip Staback will engineer the offense once again behind one of the nation's best front lines. The receiving corps will be deep led by Matt Bramow, who set a school record with 12 receiving touchdowns last year.

The Lions must replace two-time All-American center Jeff Hynes and the school's all-time leading receiver Rudy Fleming. Wideouts Marcel Thompson and Roren Thomas both signed NFL contracts last April after completing their college careers at Lindenwood.

The Lindenwood defense was often overshadowed by the offense, but this group nearly propelled the team to a national championship. The Lions netted four sacks against Sioux Falls after the Cougars had surrendered just 10 all season. Lindenwood allowed only one offensive touchdown to a Sioux Falls squad that was averaging over 50 points per contest, and forced three turnovers. In four playoff games, the Lion defense forced a total of 10 turnovers.

Lindenwood returns six starters on defense led by the linebacker duo of Dan Carlisle and Parks Peterson. Peterson led the team in tackles in 2009 as a freshman. Chris Howard, Alex Meraz, and Tony Ritzman give the Lions depth at the linebacker positions, and Cody Fogle and Hakim Thomas will anchor the secondary.

Gone from last year are team leaders Brandon Gould and Logen Wright as well as the entire defensive line and corner Adarrious Ross.

On special teams, Lindenwood must replace placekicker Haley Ferrell and punter Nick Somes. Ferrell holds nearly every kicking record at the school, and Somes ranked as one of the top punters in the HAAC the last two years.

The Lions returned six kickoffs and two punts for touchdowns last year, the most by any team in the country. O'Bryant tied an NAIA record with four kickoff returns for a score, and will be even more of a threat in 2010.

The Lions will be motivated all season to rid themselves of the bad taste left in their mouth from the loss to Sioux Falls in the national title game. Under head coach Patrick Ross, Lindenwood has demonstrated a resiliency that is often reflective of championship caliber teams. For this reason, many believe this is the year the Lions will ascend to the top spot in the NAIA.





No.	Name	Yr.	Pos.	Ht.	Wt.	Hometown	High School
1	Mike Bunton	Jr.	WR	5'9"	180	Chesterfield, Mo.	Parkway North
2	David Ortega	Jr.	QB	6'2"	225	Blythe, Calif.	Palo Verde
3	Dominick Sherman	Jr.	RB	5'10"	195	New Orleans, La.	MacDougal
5	Denodus O'Bryant	So.	RB	5'9"	188	Washington, Mo.	Washington
6	Jai Morris	Jr.	WR	5'11"	175	Cerritos, Calif.	El Toro
7	Matt Bramow	Sr.	WR	6'4"	218	Portland, Ore.	South Eugene
8	Derek Clune	Jr.	DE	6'1"	250	Ventura, Calif.	Saint Bonaventure
9	Donald Fusilier	Sr.	WR	6'0"	185	Lafayette, La.	Westgate
10	Makana Atisanoe	Sr.	LB	5'11"	223	Kailua, Hawaii	Kailua
11	Phillip Staback	Sr.	QB	6'1"	190	Oceanside, Calif.	West Hills
12	Nick Tepea	Sr.	LB	5'11"	190	Kailua, Hawaii	Kailua
13	Justin Keable	So.	P	6'1"	180	Deland, Fla.	Deland
14	Taylor Jasin	So.	QB	6'1"	201	St. Charles, Mo.	Duchesne
15	Justin Broome	Jr.	CB	5'10"	183	Simi Valley, Calif.	Royal
17	Derek Shaw	So.	QB	6'4"	210	Oceanside, Calif.	Oceanside
18	Matt Angell	Jr.	WR	5'11"	185	Gerald, Mo.	Owensville
20	Cody Fogle	So.	DB	5'9"	195	Grain Valley, Mo.	Grain Valley
21	Brock Reed	So.	LB	6'2"	197	Hannibal, Mo.	Palmyra
22	Damian James	Sr.	DB	5'10"	181	Covina, Calif.	Northview
23	LeMarien Parson	Jr.	RB	5'8"	205	Shreveport, La.	Green Oaks
24	Hakim Thomas	Sr.	CB	6'1"	185	Chula Vista, Calif.	Castle Park
25	Andrew Helmick	So.	WR	6'0"	180	Kansas City, Mo.	Winnetonka
26	Chris Springer	Jr.	CB	5'9"	185	Memphis, Tenn.	Westside
27	Shawn Alli	Jr.	CB	5'11"	175	Maryville, Ill.	Collinsville
29	James Wofford	So.	DB	6'0"	185	Dardenne Prairie, Mo.	Timberland
30	Donald Collier	Fr.	CB	5'10"	175	Cahokia, Ill.	Cahokia
32	Kyle Dosterchill	Fr..	LB	5'11"	215	Chillicothe, Mo.	Chillicothe
33	Scott Cozart	Jr.	LB	5'10"	205	Modesto, Calif.	Modesto
34	Nate Orlando	Jr.	RB	5'8"	190	St. Ann, Mo.	Pattonville
35	Tyler Dewey	Fr.	DB	5'10"	195	Indianapolis, Ind.	Franklin Central
36	Anderson Oliva	Fr..	PK	5'11"	190	Newberry, Fla.	Deland
37	Mike Cobb	So.	CB	5'10"	170	Blue Springs, Mo.	Blue Springs
38	Randy Williams	Sr.	DB	6'1"	190	Memphis, Tenn.	Westside
39	Hayden Berry	Fr..	LB	6'1"	220	Moberly, Mo.	Moberly
40	Jordan Porter	So.	LB	5'11"	203	Blue Springs, Mo.	Blue Springs
41	Tyler Epstein	Jr.	LB	6'3"	225	Farmington, Mo.	Farmington
42	Blake Conreaux	Jr.	DB	5'10"	180	Edwardsville, Ill.	Edwardsville
43	Robert Reiff	So.	LB	6'1"	195	Raytown, Mo.	Raytown South
44	Tony Ritzman	So.	LB	5'11"	210	Lenexa, Kan.	Shawnee Mission West
45	Parks Peterson	So.	LB	6'2"	215	Farmington, Mo.	Farmington
46	Tommy Hargrave	Fr..	LB	6'1"	215	Chillicothe, Mo.	Chillicothe
47	Dan Carlisle	Sr.	LB	5'11"	213	St. Charles, Mo.	Francis Howell North
48	Edward Magallon	Fr..	LB	6'0"	214	Oxnard, Calif.	Oxnard
50	Malach Radigan	So.	DT	6'2"	255	St. Charles, Mo.	Francis Howell
51	Cody Reider	Fr..	LB	6'1"	205	Ormond Beach, Fla.	Seabreeze
52	Chris Howard	Jr.	LB	5'10"	200	St. Louis, Mo.	Parkway Central
53	Matt Andreolli	So.	OL	6'2"	245	Simi Valley, Calif.	Royal
54	Jon McComb	So.	LB	6'2"	220	Mahomet, Ill.	Mahomet-Seymour
55	Alex Meraz	So.	LB	5'11"	228	Canadian, Texas	Canadian
56	David Purcell	Fr..	LB	5'10"	200	Festus, Mo.	Festus
57	Keenan Mace	So.	DE	6'2"	295	St. Louis, Mo.	Beaumont
58	Darren Bardot	So.	OL	6'0"	250	Union, Mo.	Union
59	Brandon Casey	Jr.	LB	6'0"	215	Potosi, Mo.	Potosi
60	Joe Jennings	Fr..	OL	6'2"	290	St. Peters, Mo.	Ft. Zumwalt South

# Roster



No.	Name	Yr.	Pos.	Ht.	Wt.	Hometown	High School
61	Dan Jones	Sr.	OL	6'5"	275	Wentzville, Mo.	Timberland
62	Michael Ray	Fr.	DT	6'2"	265	Plainfield, Ill.	Plainfield
63	Jacob Heneissen	Fr.	OL	6'4"	270	Jacksonville, Ill.	Jacksonville
64	Josh Vaughn	Fr.	OL	6'3"	295	Farmington, Mo.	Farmington
65	Wayne McRoberts	Fr.	OL	6'2"	265	Wentzville, Mo.	Timberland
66	Matt Atley	So.	OL	6'2"	301	Hillsboro, Mo.	Hillsboro
67	Billy Clark	Sr.	OL	6'1"	309	West Palm Beach, Fla.	Park Vista
68	Andrew Flett	Fr.	OL	6'2"	295	Salem, Mo.	Salem
69	Nathan Anderson	Fr.	OL	6'2"	260	Camarillo, Calif.	Camarillo
70	Tremieko Drake	Jr.	DT	6'2"	290	St. Louis, Mo.	Lindbergh
71	Chance Iott	Jr.	OL	6'3"	305	Cabool, Mo.	Cabool
72	Louis Gutierrez	Jr.	OL	6'2"	285	Santa Fe Springs, Calif.	St. Paul
73	Ben Britton	Fr.	OL	6'5"	275	Sullivan, Mo.	Sullivan
74	Louis Crespo	Jr.	OL	6'2"	275	Phoenix, Ariz.	St. Mary's
75	Justin Calloway	Sr.	OL	6'1"	295	Liberty, Mo.	Liberty
77	Wes Hockaday	Fr.	OL	6'2"	280	Granite City, Calif.	Granite City
78	DeAndre Nichols	Jr.	OL	6'2"	300	Los Angeles, Calif.	Manual Arts
79	Kyle Schaper	Sr.	OL	6'3"	310	Artesia, Calif.	Artesia
80	Terance Jackson	So.	WR	6'2"	185	Vidalia, Ga.	Vidalia
81	Brennan Longwell	Fr.	WR	5'11"	180	O'Fallon, Mo.	Ft. Zumwalt West
82	Cody Gang	Sr.	WR	6'1"	186	Paso Robles, Calif.	Paso Robles
83	Andrew Lawrence	So.	WR	6'1"	180	Blue Springs, Mo.	Blue Springs
84	Billy Anderson	Fr.	WR	5'11"	180	North Kansas City, Mo.	North Kansas City
85	Thomas Stubbs	Fr.	DE	6'4"	235	Brentwood, Mo.	Brentwood
86	Brett Gordon	So.	WR	6'0"	181	O'Fallon, Mo.	Fort Zumwalt West
87	Michael Covington	So.	WR	6'3"	190	Indianapolis, Ind.	Ben Davis
88	Myles Becquette	So.	WR	6'3"	180	Festus, Mo.	Festus
89	Kaleig Mohammed	So.	DE	6'4"	250	Kansas City, Mo.	Central
90	David Hanna	Sr.	DT	6'1"	255	Hemet, Calif.	Hemet
91	Kellen Dreyer	Jr.	DE	6'3"	235	Warrenton, Mo.	Warren County
92	Casey Lewis	Fr.	DE	6'0"	255	Belton, Mo.	Belton
93	Joe Faagata	Jr.	DT	6'3"	300	American Samoa	American School
94	Joseph Hanks	So.	DE	6'1"	245	McAllen, Texas	Memorial
95	Jordan LeMasters	Fr.	DE	6'2"	230	St. Peters, Mo.	Fort Zumwalt South
96	Stephen Frichtl	Jr.	DE	6'4"	295	Newton, Ill.	Newton
97	Josh Carlyle	Fr.	DT	6'1"	270	Sikeston, Mo.	Sikeston
98	Duke Middleton	So.	DE	6'5"	245	Oak Grove, Mo.	Oak Grove
99	Dejan Roncevic	So.	DT	6'1"	273	Belgrade, Serbia	Sports

Patrick Ross - Head Coach  
 Craig Schuler - Offensive Coordinator  
 Shawn Nagel - Defensive Coordinator  
 Kent Maugeri - Defensive Backs  
 John Haines - Offensive Line  
 Blake Seeds - Strength and Conditioning  
 Geoffrey McArthur - Wide Receivers  
 Austin Bortle - Graduate Assistant  
 Danny Falkenstein - Graduate Assistant  
 Logen Wright - Graduate Assistant  
 Denver Price - Graduate Assistant  
 Marcus Klund - Graduate Assistant  
 Pete Brown - Student Assistant  
 Jeff Hynes - Student Assistant  
 Ryan Zimmerman - Student Assistant  
 Brett Ballmann - Student Assistant



## Quarterbacks

The Lindenwood quarterbacks will be one of the team's strengths in 2010. The Lions will return its top two quarterbacks from a year ago in Philip Staback and David Ortega. In 2009, Staback and Ortega combined for 3,863 yards, 37 touchdowns and only eight interceptions. The pair also ran the ball well, scoring eight touchdowns on the ground.

Staback returns after leading Lindenwood to the NAIA National Championship game in his first year as a Lion. It's easy to forget that Staback earned the starting job just a week before the season began, considering the numbers he put up.

Handed the reins to a potent offense, Staback led the Lions to a record setting season in 2009. He set single-season school records for touchdown passes (36), most touchdowns responsible for (42), highest completion percentage (.675), and most yards gained (3,596). Staback orchestrated the highest scoring offense in the country. Lindenwood averaged more than 53 points per contest and finished fourth in the NAIA in total offense.

*"The quarterback position will obviously be a strength for us."*  
- Coach Ross

Staback threw a touchdown pass in all 14 games including nine games of three or more, and was intercepted just six times. He tossed a season-high four touchdown passes against Culver-Stockton. In Lindenwood's thrilling 45-37 victory over Missouri Valley in week three, Staback engineered a nine-play, 69-yard game winning drive that ended on a Matt Bramow touchdown reception with 20 seconds remaining.

After a stellar regular season Staback did not miss a beat when the playoffs began. In four playoff games, he threw for 11 touchdowns, 962 yards and just one interception, and rushed for another score. In the opening round against Langston he was named the Offensive Player of the Game after he threw for three touchdowns and 210 yards. In the team's national semifinal win over Carroll, he threw for a season-best 352 yards and three scores, including the game winning touchdown with under a minute to play.

Staback rushed for six touchdowns on the year while earning second-team All-HAAC honors. He was named an honorable-mention All-American by College Fanz, and was tabbed as one of the 72 best players in the nation in College Fanz's 2010 preview publication.


David Ortega and Taylor Jasin will compete for the backup role behind Staback. Ortega appeared in 10 games last year, throwing for 482 yards and one score in a backup role. He also rushed for 248 yards and two touchdowns. Jasin had a strong performance in the spring game, completing eight passes for 71 yards.



Philip Staback




David Ortega



Taylor Jasin

# Running Backs



A season ago the Lindenwood Lion backfield was one of the best units in the country. The Lindenwood running backs accounted for 47 percent of the touchdowns from a season ago and had the sixth most yards in the whole country. The Lions' running backs scored at least one touchdown in every game in 2009 except one. Lindenwood returns two of its top backs from a season ago and also returns an all-conference performer from two seasons ago.

The leading rusher from a year ago, Denodus O'Bryant, returns as the Lions top offensive threat. In 2009, the sophomore from Washington, Mo., ran the ball 104 times for 1,000 yards while also scoring 15 touchdowns on the ground. But not only was Bryant a threat on the ground, he also returned four kickoffs for touchdowns, which tied a NAIA record.

In the 13 games O'Bryant appeared in, he scored at least one touchdown in all but one contest. His 24 touchdowns broke DeDe Dorsey's school record for touchdowns in a season. After redshirting in 2008, O'Bryant made his debut at Evangel in the Lions' first game of the season. He rushed for 126 yards on seven attempts and scored two touchdowns. O'Bryant would score five touchdowns in his next three games. Five times during 2009, O'Bryant rushed for over 100 yards. O'Bryant was also named the NAIA Special Teams Player of the Week after his 94 yard kick return against Baker.

*"The running back pool is as deep as we have ever had. We have four backs capable of starting."* - Coach Ross

Leading up to the national championship game, O'Bryant had a pair of 100-yard games in the quarterfinals and semifinals, and was named Offensive Player of the Game in both contests. During the Lions upset win over Carroll College, he rushed for 164 yards and three touchdowns in blizzard conditions. In the national championship game against Sioux Falls, O'Bryant rushed for 60 yards and scored a touchdown. With all of the yards and touchdowns O'Bryant racked up, he was named to the Victory Sports Network first team All-American and was also named the HAAC Conference Player of the Year. O'Bryant's speed is the main aspect of his game and after bursting onto the national scene last season, many teams in 2010 will try and slow him down.

Joining O'Bryant in the backfield will be junior LeMarien Parson. In 2009, Parson was a solid short yardage back for the Lions rushing for 236 yards on 50 attempts. He also scored five touchdowns on the year which included a two touchdown performance against William Jewell. His best rushing day came against Central Methodist when he rushed the ball only three times but for 69 yards. After battling through nagging injuries in 2009, the junior from Shreveport, La. will look for an even better season in 2010.

Two summers ago, Nate Orlando was entering summer camp as the top option in the Lions' backfield. But, an injury forced the junior to miss the team's national championship run last season. Many thought that he would never play football again but that is not the case. Orlando is back in the Lions backfield and ready to contribute and pick up the slack for departed senior, Richard Murrell. In 2008, Orlando played in 13 games, rushing for 611 yards and six touchdowns. He was named to the All-HAAC third team and played a big role in the Lions run to the national semifinals.


Joining this trio of stars in the backfield will be newcomer Dominick Sherman. The back from New Orleans, La., comes to Lindenwood from Vermilion College.



Denodus O'Bryant



LeMarien Parson



Nate Orlando





## Wide Receivers

One of the hardest hit units by graduation will be the Lindenwood wide receivers. Gone are Rudy Fleming, Marcel Thompson, and Roren Thomas, who combined for half of the touchdowns caught between receivers in 2009. Still in the fold and ready to build on good years are Matt Bramow, Matt Angell, Andrew Helmick and Terrance Jackson.

A season ago Matt Bramow had one of the best receiving seasons in school history. The Eugene, Ore. native broke the school record for touchdowns in a season with 12 while pilling up 633 yards on 50 catches. During the Lions' run to the national championship game, Bramow became Philip Staback's number one target late in games. It all started at Missouri Valley when Bramow capped off the Lions come-from-behind win with a touchdown with just seconds remaining in the game. Later in the year, Bramow was the target at Carroll as Staback connected with him in the corner of the end zone in the final minute to send the Lions to the national championship game.

***"The receiving core is very top heavy with talent. This group is a bunch of blue collar workers."*** - Coach Ross

Four times during the season, Bramow had at least two touchdown catches and he had at least one catch in all 14 games. During the Lions' postseason run Bramow caught five touchdowns, including two against Carroll and Sioux Falls. For his efforts during the 2009 season, Bramow was named to the third-team All-HAAC.

Joining Bramow is junior Matt Angell. A season ago Angell was the Lions fourth receiver but at times played like he was one of the best on the squad. The Pacific, Mo., native made 26 catches for 477 yards and five touchdowns. Angell made at least one catch in every game in 2009 and had his best day as a Lion against Central Methodist when he caught two passes for 108 yards and a score. Angell will step into a starting role in 2010 and all of the experience he gained in 2009 will be invaluable.


The Lions lost a huge threat last year to injury in the Missouri Valley game in Mike Bunton. The St. Louis, Mo., native broke his arm against the Vikings and was lost for the season. But now in 2010, Bunton is healthy and back in the fold and ready to contribute. That was already evident in the Lions annual spring game. Bunton caught three passes for 72 yards and two touchdowns, and rushed four times for 25 yards. He even threw a 30-yard touchdown pass. In 2008, Bunton caught 15 passes for 198 yards and a score.

Back for another year and an expanded role will be Andrew Helmick and Terrance Jackson. A season ago Helmick showed flashes of being extremely reliable, making 11 catches for 127 yards. Jackson made five catches for 58 yards last season.

Also looking to contribute to the receiving corps will be newcomers junior Jai Morris and senior Donald Fusilier.




Matt Bramow



Mike Bunton




Andrew Helmick



Matt Angell

## Offensive Line



The Lindenwood offensive line is expected to be one of the best in the NAIA in 2010. The line paved the way for 6,894 yards of total offense last season. On the ground, Lindenwood's offensive unit rushed for 2,796 yards and 49 touchdowns. The Lions averaged 199.7 rushing yards per game and 6.7 yards per carry. Through the air, Lindenwood accumulated 4,098 total yards and 40 scores. The offensive line surrendered just 17 sacks all season, an average of 1.3 per game which ranked 16th in the nation, and four linemen were named all-conference.

Lindenwood returns two starters up front in seniors Billy Clark and Dan Jones. Clark will slide over to center to replace two-time All-American Jeff Hynes. Clark saw time at center early last year when Hynes was working his way back from an injury. Jones, an honorable-mention All-HAAC performer last year, will anchor the right side of the line from his tackle position. Justin Calloway returns for his senior season. Calloway played his first two years at Lindenwood before transferring to NCAA Division II Northwest Missouri State last year. In one year with the Bearcats, he helped lead the team to the school's third national championship.

*"We lost a lot of quality players but with the newcomers and the returners, we gain a lot of size and attitude"*  
- Coach Ross

Chance Iott, who started in the team's quarterfinal playoff win over Ottawa, Matt Atley, and Kyle Schaper will provide depth at the guard position. Matt Andreolli will spell Calloway and Jones at the tackle position. Newcomer DeAndre Nichols will serve as the backup center.



Billy Clark



Dan Jones

## Defensive Line

The defensive line will be completely new in 2010. The Lions lost three senior starters in TJ Prell, Chidi Oteh, and Alvin Davie. That trio combined for 7.5 sacks, 24 tackles for loss, and was part of a defensive unit that ranked 29th in the nation against the run. Despite the losses, the defensive line will be one of the deepest positions on the team. It will only lack game experience. However, the coaching staff believes some of the best future talent is located in this group.

The top returning defensive end is Kellen Dryer, who ranked third on the squad with eight tackles for a loss one year ago. He notched 28 total tackles, recorded a pair of sacks and recovered a fumble while appearing in 13 games. Stephen Frichtl, a starter on the 2008 squad, returns after missing all of last year due to injury. Frichtl was plagued by injuries that season as well, but in six games tallied 11 total tackles and 1.5 sacks. Joseph Hanks will also see extended playing time this year after leading the team with four sacks last year. Derek Clune, Keenan Mace, and Kaleig Mohammed will look to contribute more this year.

*"The defensive line is the future of the program."* - Coach Ross

The interior of the defensive line will be solidified by the return of David Hanna. Hanna had 21 tackles in 2008 and posted 1.5 sacks. Tremieko Drake and Malach Radigan will be in the fold for playing time as well.



Kellen Dryer



Kaleig Mohammed



Malach Radigan



Since Coach Ross took over the Lindenwood football program, the Lions linebacking corps has always been one of the best units on the squad. In 2010, it will once again be much of the same. Even though the group is losing a four-year starter and four-year captain in Logen Wright, it will be one of the most talented positions on the field. A strong mix of young and experienced linebackers will compile one of the best defensive backfields in the NAIA.

The Lions will return numerous players who saw significant playing time on defense last season. Four out the Lions top six tacklers from 2009 were linebackers and three of them return in 2010.

Leading the way is sophomore Parks Peterson. A season ago, Peterson burst onto the scene as a freshman after he returned an interception 65 yards for a game-changing touchdown in the Lions first game of the season against Evangel. The Farmington, Mo., native led the team in tackles last season with 80. He also made 11 tackles for loss, 2.5 sacks, broke up four passes, forced two fumbles, and blocked two kicks.

*“The linebackers are our deepest position. There is a lot of leadership in that group. They do it right in the classroom and the community.” - Coach Ross*

In the Lions win against Central Methodist, Peterson led the team in tackles with 11. For his efforts against the Eagles he was named the HAAC Defensive Player of the Week. Later in the season he was once again rewarded with a player of the week award but this time it was for special teams. Against William Jewell, Peterson blocked two kicks on special teams and one of the blocks led to a Lion touchdown.

As the postseason began Peterson really stepped up his game. In Lindenwood’s four postseason games he averaged just under 10 tackles. In the second round against Ottawa, Peterson led the team with 11 tackles while also forcing a fumble, and earned the Defensive Player of the Game award. Peterson will look to improve on a stellar freshman season that ended with being named to the all-conference third-team.

Also in the defensive backfield will be junior Chris Howard. During 2009 Howard was fifth on the team in tackles with 62, and became a real game changer late in the year. Three times in the Lions final six games, the St. Louis, Mo., native led the team in tackles. Against Baker and Graceland, Howard totaled 10 tackles and had 11 versus Culver-Stockton. All in all in 2009, Howard recorded 2.5 tackles for loss, an interception and a forced fumble.

Another top returnee is senior Dan Carlisle. In 2009, Carlisle was sixth on the team in tackles with 62 and also had an interception and a fumble recovery. Two times during the regular season Carlisle was the leading tackler. He made eight tackles against Avila and 10 against Benedictine.

There are several other players who will play significant roles in 2010. Alex Meraz was a key contributor on special teams a year ago and also made 44 tackles and forced three fumbles on defense. Tony Ritzman contributed 38 tackles and made 6.5 tackles behind the line of scrimmage.

Makana Atisanoe, Scott Cozart, Nick Tepea, and Brock Reed will return this season and will see expanded roles. Newcomers Tyler Epstein and Kyle Dosterchill will also be in the mix on defense and special teams.



Chris Howard



Dan Carlisle




Parks Peterson



Tony Ritzman

## Secondary



The Lindenwood secondary was key to the Lions' deep playoff run in 2009. In the final two games, the secondary surrendered just 247 yards through the air. On the season, Lindenwood gave up an average of 217 passing yards per game.

Against Sioux Falls in the national championship game, the secondary limited the Cougars to 198 yards through the air and no touchdowns. Entering the game, Sioux Falls had thrown 42 touchdown passes on the year. In the team's semifinal win over Carroll, the secondary stymied the Saints' passing game, allowing just 49 yards and no scores.

Facing the top passing unit in the quarterfinals in Ottawa, the secondary accounted for four of a team-high five interceptions. Damian James had a 40-yard interception return for a touchdown in a 37-point outburst in the third quarter that put the game away.

On the season, the secondary accounted for 15 of the team's 23 interceptions and 22 pass breakups. However, the Lions must replace team leader Brandon Gould and shutdown corner Adarrious Ross. Those two combined for eight picks on the season and 17 over the last two years. Gould led the team in interceptions in 2009 with six and was fourth in total tackles with 67. Ross was tops in pass breakups for the second straight season in a Lion uniform. Also gone is corner Javon Alexander who recorded 40 tackles and two interceptions.

Returning for the Lions is honorable-mention All-HAAC performer Cody Fogle. Regarded as one of the hardest hitters in the conference, Fogle was third on the team in tackles with 68 as a freshman. He was second in pass breakups with five and intercepted two passes. Fogle tallied eight tackles in his first career game as a Lion, and had at least five tackles in each of Lindenwood's four playoff games.

Also returning is Damian James, who ranked ninth on the squad in tackles with 42, and was second in interceptions with three. He also had a fumble recovery. James best performance came against Missouri Valley where he led the team in tackles with 10, including seven solo.

Blake Conreaux will return after missing all of last year due to injury. Conreaux was a starter in 2008 and finished with 54 tackles, good for sixth on the team. He posted four tackles for a loss and blocked a field goal against Benedictine.

James Wofford will also be in the mix for playing time. Wofford appeared in 11 games last year as a true freshman and recorded 17 tackles.


Hakim Thomas is the Lions top returning cornerback. Thomas will look to build off his performance in the national championship game in which he collected a season-high seven tackles. On the season, Thomas recorded 27 tackles and recovered a fumble. Thomas was tabbed as one of the 72 best players in the nation in *College Fanz's* 2010 preview publication.

Shawn Alli, a key reserve the last two seasons, will take on a more prominent role this year. Alli logged 19 tackles in 2009 and forced a fumble. His top performance came against Central Methodist where he netted four tackles. In Lindenwood's quarterfinal victory against Ottawa, Alli forced a fumble on the opening kickoff of the second half that ignited a 37 point outburst.

Justin Broome, who is coming off an excellent spring, and Chris Springer will be in the fold for extended playing time as well.



Cody Fogle



Hakim Thomas



Shawn Alli



Patrick Ross is in his seventh season as the head coach of the Lindenwood University football program, and is the winningest coach in the program's history. He is in his ninth season as a collegiate head coach at the NAIA level.

Ross owns a career coaching record of 71-24 (.747), his teams have appeared in the NAIA Football Championship Series five times, and twice he has earned National Coach of the Year honors. In his first six years in St. Charles,



he has compiled a record of 57-17, won three HAAC championships, and advanced to the NAIA national playoffs four times, including a trip to the national championship game in 2009. He became the all-time leader in wins at Lindenwood in 2007, and his .733 winning percentage shatters the previous best mark for the program.

In 2009, Ross led the Lions to their best season in program history as they advanced to the national championship game where they fell just three points short. The Lions went 10-0 during the regular season and won the program's third HAAC Championship. Lindenwood hosted playoff games in the first and second rounds and then traveled to Helena, Mont., where they faced Carroll College. The Lions would beat the Saints by a 42-35 margin for the biggest win in school history. In the national championship contest, Sioux Falls upended the Lions 25-22.

For the second straight season in 2009 the Lions had one of the most prolific offenses in the country. The Lions averaged over 53 points a game, which was tops in the country, and broke the school record for points scored. Lindenwood finished ranked second in the country when the final polls came out, which was the highest ranking the school has ever accomplished. After the season Ross was named HAAC Coach of the Year.

In 2008, the Ross-led Lions were just one play away from reaching the national championship game. The Lions went 9-1 during the regular season and finished second in the HAAC. Lindenwood hosted a first-round playoff game and put up 65 points in the first postseason win in school history. The second postseason win came a week later in the quarterfinals, when a last second field goal gave the Lions a three-point win. In the semifinals, Lindenwood went into the house of NAIA powerhouse Carroll and didn't back down. The Lions scored a late touchdown to pull within one in the final minute, but a failed two-point conversion ended the team's run toward a title.

Lindenwood had one of the top offenses in the country in 2008, setting school records with over 40 points and 460 yards of total offense a game. The Lions ranked fifth in the NAIA in total offense and sixth in scoring. On the other side of the ball, Lindenwood allowed less than 21 points a game and held four teams to single-digit points. Ross was named National Coach of the Year by CollegeFanz Sports Network after the season.





Ross was also named National Coach of the Year in 2004 in his first year at Lindenwood, after he led one of the most amazing turnarounds in college football history. The Lions went 11-0 in the regular season, tying for the same number of wins the team earned in the previous four years combined, and won their first HAAC title. In 2007, Ross directed the Lions to another conference title and national playoff appearance. Behind another high scoring offense, Lindenwood won its first 10 games and finished the regular season ranked ninth in the nation.

Prior to coming to Lindenwood, Ross was the head coach at Ottawa (Kan.) for two seasons. He posted a record of 14-7 there, winning the 2003 KCAC title and advancing national playoffs. Prior to his stint at Ottawa, Ross served as the defensive coordinator for three years and an assistant for one at Kansas Wesleyan.

Ross has had five Lindenwood players sign NFL contracts: DeDe Dorsey, Brian Schaefering and Zac Atterberry were Lion All-Americans during the Ross era. Roren Thomas and Marcel Thompson have also recently signed with NFL teams. Dorsey was a member of the 2007 Super Bowl Champion Indianapolis Colts, and Derrick Ward, a former player for Coach Ross at Ottawa, won a Super Bowl ring in 2008 with the New York Giants.

Patrick and his wife, Stacey, are the proud parents of three children, Peyton, Caden and Shaelene.

# Assistant Coaches



Craig Schuler begins his 22nd season coaching football this fall, with 2010 marking his 20th campaign in the HAAC. In that time, he has won eight conference championship rings, including three as a member of the Lindenwood staff, and coached in 16 NAIA national playoff games.

Schuler came to Lindenwood in 2004, and has been a major part of the program's turnaround. Entering his seventh season on the Lindenwood staff, he will serve as the Lion offensive coordinator and running backs coach, as well as being the team's recruiting coordinator and assistant head coach.

Last year, Schuler was co-offensive coordinator of the top offense in school history. The Lions averaged over 53 points and set a school record in points scored with 477.

Since Schuler arrived at Lindenwood, the Lions have posted a record of 57-17, won three HAAC championships and advanced to the NAIA Football Championship Series four times. Prior stops on the coaching trail for Schuler include 11 years at Benedictine (Kan.) and two at Avila (Mo.). He has served as a coordinator on both sides of the ball while coaching in the HAAC, and was a high school head coach in the Southern California Div. I ranks.

Craig and his wife, Alison, have two daughters, Nikki and Katie.



Shawn Nagel begins his seventh season as a member of the Lindenwood coaching staff. In 2010, he will serve as the defensive coordinator and linebackers coach, in addition to his duties as coordinator of the Lions' academic success program.

Since Nagel arrived at Lindenwood, the Lions' defense has recorded four of their top six scoring defenses in school history. The 2004 squad, which was undefeated in the regular season, was sixth in the nation by allowing just 12.7 points a game.

In 2005, 2007, 2008, and 2009 his defenses allowed less than 21 points a game. During Nagel's tenure at Lindenwood, the Lions have recorded a record of 57-17, won three HAAC titles, advanced to the NAIA Championship Series four times, and the NAIA national championship game.

Prior to coming to St. Charles, Nagel also coached with Lion head coach Patrick Ross at Ottawa (Kan.) University, where he was also the defensive coordinator, and at Kansas Wesleyan. The Kansas native also has worked on staffs at Fort Hays (Kan.) State and Bemidji (Minn.) State.

Shawn and his wife, Julie, have two children, Chase and Slade.



**Kent Maugeri**  
Defensive Backs



**Blake Seeds**  
Strength and Conditioning



**John Haines**  
Offensive Line



**Geoffrey McArthur**  
Wide Receivers



The 2009 football season will serve as the year the Lindenwood football program took its place among the NAIA's elite.

The prior year, the Lions strung together a magical playoff run that ended with a disappointing loss to Carroll College in the national semifinals. That loss set the tone for 2009.

The Lions promptly opened the season with a pair of blowout victories against Evangel and Central Methodist, but the first real test came in week three at Missouri Valley.

Trailing 31-30 late in the fourth quarter, quarterback Philip Staback engineered a nine play, 69 yard game winning drive that ended on a Matt Bramow touchdown reception with 20 seconds remaining. On that drive, Staback converted a key fourth and long situation, and Lindenwood emerged victorious 45-37. With his performance, Staback had quickly established himself among the best in the country.

The following week, the third-ranked Lions hosted No. 7 MidAmerica Nazarene in a game with national implications. Both teams were ranked among the top offensive units in the country, and most assumed a shootout was in store. Lindenwood had other ideas.

The Lions scored 21 consecutive points in the opening five minutes, and went on to win 55-14. Staback tossed three touchdown passes, and freshman sensation Denodus O'Bryant finished with three scores of his own.

Lindenwood closed out the regular season slate with six more victories and won the HAAC championship for the second time in three years.

O'Bryant nabbed HAAC Player of the Year honors after scoring 17 touchdowns in nine games, and Jeff Hynes, Rudy Fleming, and Logen Wright were all first team selections.

The Lions drew Langston in the opening round of the NAIA Football Championship Series, and won 42-14.

Staback was tabbed Offensive Player of the Game after throwing for three touchdowns, and Wright logged seven tackles, including a sack and two tackles for a loss to earn the defensive award. He also blocked a field goal and point after try.



In the second round, Lindenwood hosted Ottawa and the nation's top passing unit. Leading 20-10 at halftime, the Lions erupted for 37 points in the third quarter and went on to win by a 64-26 margin.

O'Bryant was named Offensive Player of the Game, rushing for two scores and tied a NAIA record with his fourth kickoff return for a touchdown.

The Lions' defense forced seven turnovers, led by Defensive Player of the Game, Parks Peterson, who recorded 11 tackles and forced a fumble.

For the second straight year, Lindenwood traveled to Helena, Mont., to play the Carroll College Saints in the NAIA Football Championship Series Semifinals. The Lions relished the chance to avenge their loss from the year before.


Playing in a driving snow storm for the majority of the contest, Lindenwood jumped out to a quick 14-0 lead on a Staback one-yard run and a Matt Bramow touchdown reception. O'Bryant scored on runs of three and 43 yards in the second quarter, but the Lions only led

28-21 at halftime.

Lindenwood pushed the lead to 35-21 when Staback found O'Bryant from ten yards out. Carroll responded with 14 unanswered points, tying the game at 35 early in the fourth quarter.

2009 Season Results	
at Evangel	W 63-6
Central Methodist	W 66-23
at Missouri Valley	W 45-37
MidAmerica Nazarene	W 55-14
at Avila	W 59-7
Baker	W 52-30
at Culver-Stockton	W 67-10
Benedictine	W 41-31
at Graceland	W 53-21
William Jewell	W 73-6
Langston*	W 42-14
Ottawa*	W 64-26
at Carroll*	W 42-35
vs. Sioux Falls*	L 22-25
* NAIA Playoffs	

## 2009 Year in Review



The score would remain that way late into the game as the defenses took over for much of the quarter. With just over two minutes remaining, the Lions would have the ball at their own 12 yard line.

On the first play, Staback connected with Marcel Thompson for a 49 reception that put the team in Saints' territory. O'Bryant rushed for 29 yards on the next play to take the ball to the 10 yard line. Three plays later, Staback hooked up with Bramow for the second time to put the Lions up 42-35 with just 49 seconds to play.

After picking up a quick first down, Carroll failed to advance the ball any further and Lindenwood earned its first ever trip to the NAIA National Championship game.

O'Bryant gashed the nation's top rushing defense for 157 yards to earn Offensive Player of the Game honors, and Brandon Gould recorded a team-high eight tackles to grab the defensive award.

Lindenwood met defending national champion and No. 1 Sioux Falls in the title game in Rome, Ga. The matchup pitted the two highest scoring offenses in the nation against each other.

Lindenwood trailed 8-0 midway through the second quarter when the offense began to click. Bramow made a leaping catch in the back of the endzone to cap a 10 play drive that cut the lead to 8-7. Later in the quarter, Staback hit Bramow from nine yards out to put the Lions ahead for the first time.

Sioux Falls would advance inside Lindenwood's 10 yard line on its next possession. Facing a fourth-and-one situation, the Lion defense stood tall, turning back the Cougar offense, and took a 14-8 lead into the break.

Sioux Falls returned the second half's opening kickoff for a score to retake the lead 15-14. Lindenwood responded when O'Bryant broke free for a 45 yard touchdown run, and Staback converted the two-point conversion to put Lindenwood ahead 22-15. Another long kickoff return set up the Cougars' next score that tied the contest at 22.

Early in the fourth quarter, Sioux Falls settled for a 42 yard field goal to move ahead 25-22. Neither team would muster much offensively after that until the Cougars mounted a 13 play, 68 yard drive that was meant to ice the clock. The drive ended when the Lindenwood defense forced its third turnover of the game.

Staback narrowly missed Thompson on a deep pass on first down, and three plays later the Lions turned the ball over on downs. Sioux Falls took a knee and the Lions fell, 25-22.

For a game that was being hyped for its offensive firepower, it was the defense that stole the show. Both teams were held to a season low in points. The Lindenwood defense allowed only one offensive touchdown to the second-highest scoring team in the nation.

Lindenwood ended the best season in school history with a 13-1 record and a HAAC Championship.

Jeff Hynes was named an All-American by the AFCA (American Football Coaches Association). It marked the second consecutive season in which Hynes was named the first team center.

Lindenwood is one of 11 current NAIA schools that has had a player selected consecutive years.

College Fanz selected seven different Lions to its All-American list. Hynes and O'Bryant were first-team selections, Wright was a second-team pick, and honorable mention honors went to Staback, Fleming, and Halley Ferrell.

Lindenwood finished the season averaging a staggering 53 points a game and scored 104 touchdowns in 14 games. The team had nine games in which it scored 50 or more points.

Patrick Ross was named the HAAC Coach of the Year for the third time in his career.








**2009 Lindenwood Football**  
 Lindenwood Overall Team Statistics (as of Jul 23, 2010)  
**All games**

<b>Team Statistics</b>	<b>LU</b>	<b>OPP</b>
<b>SCORING</b>	744	285
Points Per Game	53.1	20.4
<b>FIRST DOWNS</b>	315	300
Rushing	129	119
Passing	165	152
Penalty	21	29
<b>RUSHING YARDAGE</b>	2796	1761
Yards gained rushing	3136	2239
Yards lost rushing	340	478
Rushing Attempts	417	577
Average Per Rush	6.7	3.1
Average Per Game	199.7	125.8
TDs Rushing	49	17
<b>PASSING YARDAGE</b>	4098	3047
Comp-Att-Int	282-429-9	295-499-23
Average Per Pass	9.6	6.1
Average Per Catch	14.5	10.3
Average Per Game	292.7	217.6
TDs Passing	40	16
<b>TOTAL OFFENSE</b>	6894	4808
Total Plays	846	1076
Average Per Play	8.1	4.5
Average Per Game	492.4	343.4
<b>KICK RETURNS: #-Yards</b>	49-1149	108-2438
<b>PUNT RETURNS: #-Yards</b>	32-445	8-52
<b>INT RETURNS: #-Yards</b>	23-403	9-132
<b>KICK RETURN AVERAGE</b>	23.4	22.6
<b>PUNT RETURN AVERAGE</b>	13.9	6.5
<b>INT RETURN AVERAGE</b>	17.5	14.7
<b>FUMBLES-LOST</b>	21-8	30-15
<b>PENALTIES-Yards</b>	136-1245	82-685
Average Per Game	88.9	48.9
<b>PUNTS-Yards</b>	34-1340	65-2311
Average Per Punt	39.4	35.6
Net punt average	36.7	27.8
<b>TIME OF POSSESSION/Game</b>	23:48	36:12
<b>3RD-DOWN Conversions</b>	64/136	78/223
3rd-Down Pct	47%	35%
<b>4TH-DOWN Conversions</b>	10/17	27/48
4th-Down Pct	59%	56%
<b>SACKS BY-Yards</b>	26-221	17-113
<b>MISC YARDS</b>	-4	-13
<b>TOUCHDOWNS SCORED</b>	104	36
<b>FIELD GOALS-ATTEMPTS</b>	8-11	11-16
<b>ON-SIDE KICKS</b>	0-1	2-6
<b>RED-ZONE SCORES</b>	61-68 90%	34-44 77%
<b>RED-ZONE TOUCHDOWNS</b>	54-68 79%	27-44 61%
<b>PAT-ATTEMPTS</b>	92-101 91%	20-25 80%
<b>ATTENDANCE</b>	15500	8677
Games/Avg Per Game	7/2214	6/1446
Neutral Site Games		1/5000

<b>Score by Quarters</b>	<b>1st</b>	<b>2nd</b>	<b>3rd</b>	<b>4th</b>	<b>OT</b>	<b>Total</b>
Lindenwood	195	199	202	148	0	744
Opponents	40	91	51	103	0	285



**2009 Lindenwood Football**  
**Lindenwood Overall Individual Statistics (as of Jul 23, 2010)**  
**All games**

<b>Rushing</b>	<b>gp-gs</b>	<b>att</b>	<b>gain</b>	<b>loss</b>	<b>net</b>	<b>avg</b>	<b>td</b>	<b>lg</b>	<b>avg/g</b>
Denodus O'Bryant	12-8	104	1045	45	1000	9.6	15	82	83.3
Richard Murrell	14-5	77	490	10	480	6.2	9	29	34.3
David Ortega	10-0	26	277	29	248	9.5	2	55	24.8
Roren Thomas	13-11	23	252	16	236	10.3	3	66	18.2
LeMarien Parson	12-2	50	256	20	236	4.7	5	61	19.7
Philip Staback	14-14	70	359	144	215	3.1	6	16	15.4
Zach Booker	5-0	19	147	15	132	6.9	3	16	26.4
Andrew Helmick	9-0	7	95	7	88	12.6	1	63	9.8
Cameron Fore	10-0	20	96	9	87	4.3	2	20	8.7
Matt Angell	14-3	7	67	4	63	9.0	1	26	4.5
Matt Bramow	14-14	1	16	0	16	16.0	0	16	1.1
Rudy Fleming	14-14	3	12	0	12	4.0	1	7	0.9
Brett Ballmann	9-0	6	24	16	8	1.3	1	11	0.9
TEAM	6-0	4	0	25	-25	-6.2	0	0	-4.2
Total	14	417	3136	340	2796	6.7	49	82	199.7
Opponents	14	577	2239	478	1761	3.1	17	36	125.8

<b>Passing</b>	<b>gp-gs</b>	<b>effic</b>	<b>comp-att-int</b>	<b>pct</b>	<b>yds</b>	<b>td</b>	<b>lg</b>	<b>avg/g</b>
Philip Staback	14-14	178.86	237-351-6	67.5	3381	36	73	241.5
David Ortega	10-0	119.67	38-65-2	58.5	482	1	54	48.2
Brett Ballmann	9-0	205.23	6-12-1	50.0	167	2	66	18.6
Matt Angell	14-3	1001.20	1-1-0	100.0	68	1	68	4.9
Total	14	172.55	282-429-9	65.7	4098	40	73	292.7
Opponents	14	111.77	295-499-23	59.1	3047	16	76	217.6

<b>Receiving</b>	<b>gp-gs</b>	<b>no.</b>	<b>yds</b>	<b>avg</b>	<b>td</b>	<b>lg</b>	<b>avg/g</b>
Rudy Fleming	14-14	57	980	17.2	8	56	70.0
Marcel Thompson	13-13	53	844	15.9	7	69	64.9
Matt Bramow	14-14	50	633	12.7	12	33	45.2
Roren Thomas	13-11	37	409	11.1	2	73	31.5
Matt Angell	14-3	26	477	18.3	5	60	34.1
Denodus O'Bryant	12-8	18	274	15.2	4	43	22.8
Andrew Helmick	9-0	11	127	11.5	0	24	14.1
Cameron Fore	10-0	6	99	16.5	1	66	9.9
Terance Jackson	7-0	5	58	11.6	0	23	8.3
LeMarien Parson	12-2	4	51	12.8	0	18	4.2
Zach Booker	5-0	4	33	8.2	1	14	6.6
Mike Covington	7-0	3	33	11.0	0	21	4.7
Stuart Sago	11-0	3	30	10.0	0	12	2.7
Cody Gang	8-0	3	18	6.0	0	14	2.2
Richard Murrell	14-5	1	23	23.0	0	23	1.6
Mike Bunton	2-1	1	9	9.0	0	9	4.5
Total	14	282	4098	14.5	40	73	292.7
Opponents	14	295	3047	10.3	16	76	217.6

<b>Punt Returns</b>	<b>no.</b>	<b>yds</b>	<b>avg</b>	<b>td</b>	<b>lg</b>
Roren Thomas	10	185	18.5	1	49
Rudy Fleming	9	56	6.2	0	24
Matt Angell	4	65	16.2	0	47
Brandon Gould	3	34	11.3	0	22
Damian James	3	84	28.0	1	79
James Wofford	1	0	0.0	0	0
Jovan Alexander	1	-3	-3.0	0	0
Parks Peterson	1	24	24.0	0	0
Total	32	445	13.9	2	79
Opponents	8	52	6.5	0	20

<b>Interceptions</b>	<b>no.</b>	<b>yds</b>	<b>avg</b>	<b>td</b>	<b>lg</b>
Brandon Gould	6	67	11.2	0	38
Damian James	3	104	34.7	1	40
Jovan Alexander	2	8	4.0	0	8
Logen Wright	2	30	15.0	1	29
Adarrious Ross	2	32	16.0	0	32
Cody Fogle	2	37	18.5	0	37
Scott Cozart	1	17	17.0	0	17
Parks Peterson	1	65	65.0	1	65
Dan Carlisle	1	0	0.0	0	0
Josh Gossard	1	14	14.0	0	14
Alvin Davie	1	2	2.0	1	2
Tony Ritzman	1	27	27.0	0	27
Total	23	403	17.5	4	65
Opponents	9	132	14.7	1	34

<b>Kick Returns</b>	<b>no.</b>	<b>yds</b>	<b>avg</b>	<b>td</b>	<b>lg</b>
Roren Thomas	15	335	22.3	2	85
Denodus O'Bryant	13	477	36.7	4	94
Cody Fogle	5	91	18.2	0	33
Rudy Fleming	5	111	22.2	0	48
LeMarien Parson	4	34	8.5	0	9
Matt Angell	2	41	20.5	0	22
Mike Bunton	2	53	26.5	0	39
Andrew Helmick	1	5	5.0	0	5
Matt Bramow	1	2	2.0	0	2
TEAM	1	0	0.0	0	0
Total	49	1149	23.4	6	94
Opponents	108	2438	22.6	2	100

<b>Fumble Returns</b>	<b>no.</b>	<b>yds</b>	<b>avg</b>	<b>td</b>	<b>lg</b>
Denodus O'Bryant	1	18	18.0	1	18
Damian James	1	13	13.0	0	13
Hakim Thomas	1	70	70.0	0	70
James Wofford	1	12	12.0	0	12
Cody Fogle	1	12	12.0	1	12
T.J. Prell	0	0	0.0	1	0
Total	5	125	25.0	3	70
Opponents	0	0	0.0	0	0



**2009 Lindenwood Football**  
 Lindenwood Overall Individual Statistics (as of Jul 23, 2010)  
**All games**

Scoring	td	fg	PAT				dxp	saf	pts
			kick	rush	rcv	pass			
Denodus O'Bryant	24	-	-	-	-	-	-	144	
Halley Ferrell	-	8-11	92-101	-	-	-	-	116	
Matt Bramow	12	-	-	-	1	-	-	74	
Rudy Fleming	9	-	-	-	-	-	-	54	
Richard Murrell	9	-	-	-	-	-	-	54	
Roren Thomas	8	-	-	-	-	-	-	48	
Marcel Thompson	7	-	-	-	-	-	-	42	
Philip Staback	6	-	-	1-1	-	1-2	-	38	
Matt Angell	6	-	-	-	-	-	-	36	
LeMarien Parson	5	-	-	-	-	-	-	30	
Zach Booker	4	-	-	-	-	-	-	24	
Cameron Fore	3	-	-	-	-	-	-	18	
David Ortega	2	-	-	-	-	-	-	12	
Damian James	2	-	-	-	-	-	-	12	
Parks Peterson	1	-	-	-	-	-	-	6	
Andrew Helmick	1	-	-	-	-	-	-	6	
Alvin Davie	1	-	-	-	-	-	-	6	
T.J. Prell	1	-	-	-	-	-	-	6	
Brett Ballmann	1	-	-	-	-	-	-	6	
Logen Wright	1	-	-	-	-	-	-	6	
Cody Fogle	1	-	-	-	-	-	-	6	
<b>Total</b>	<b>104</b>	<b>8-11</b>	<b>92-101</b>	<b>1-1</b>	<b>1</b>	<b>1-2</b>	<b>-</b>	<b>744</b>	
<b>Opponents</b>	<b>36</b>	<b>11-16</b>	<b>20-25</b>	<b>2-3</b>	<b>5</b>	<b>5-7</b>	<b>-</b>	<b>285</b>	

Total Offense	g	plays	rush	pass	total	avg/g
Philip Staback	14	421	215	3381	3596	256.9
Denodus O'Bryant	12	104	1000	0	1000	83.3
David Ortega	10	91	248	482	730	73.0
Richard Murrell	14	77	480	0	480	34.3
Roren Thomas	13	23	236	0	236	18.2
LeMarien Parson	12	50	236	0	236	19.7
Brett Ballmann	9	18	8	167	175	19.4
Zach Booker	5	19	132	0	132	26.4
Matt Angell	14	8	63	68	131	9.4
Andrew Helmick	9	7	88	0	88	9.8
Cameron Fore	10	20	87	0	87	8.7
Matt Bramow	14	1	16	0	16	1.1
Rudy Fleming	14	3	12	0	12	0.9
<b>TEAM</b>	<b>6</b>	<b>4</b>	<b>-25</b>	<b>0</b>	<b>-25</b>	<b>-4.2</b>
<b>Total</b>	<b>14</b>	<b>846</b>	<b>2796</b>	<b>4098</b>	<b>6894</b>	<b>492.4</b>
<b>Opponents</b>	<b>14</b>	<b>1076</b>	<b>1761</b>	<b>3047</b>	<b>4808</b>	<b>343.4</b>

Field Goals	fg	pct.	01-19	20-29	30-39	40-49	50-99	lg	blk
Halley Ferrell	8-11	72.7	0-0	2-3	4-5	2-3	0-0	44	0

Punting	no.	yds	avg	lg	tb	fc	i20	50+	blk
Nick Somes	34	1340	39.4	70	2	9	15	3	0
<b>Total</b>	<b>34</b>	<b>1340</b>	<b>39.4</b>	<b>70</b>	<b>2</b>	<b>9</b>	<b>15</b>	<b>3</b>	<b>0</b>
<b>Opponents</b>	<b>65</b>	<b>2311</b>	<b>35.6</b>	<b>68</b>	<b>3</b>	<b>3</b>	<b>10</b>	<b>4</b>	<b>2</b>

FG Sequence	Lindenwood	Opponents
Evangel	-	(32),(27)
Central Methodist	(27),46	28,(38),49
Missouri Valley	(28)	(35)
MidAmerica Nazarene	(42),(34)	-
Avila	(44)	52
Baker	(34)	45,(41)
Culver-Stockton	-	(35)
Benedictine	-	(29)
Graceland	38,22	-
William Jewell	(31)	-
Langston	-	41
Ottawa	(35)	(28)
Carroll	-	-
Sioux Falls	-	(41),(37),(42)

Kickoffs	no.	yds	avg	tb	ob	retn	net	ydln
Halley Ferrell	102	6274	61.5	7	7			
Matt Leiss	23	1270	55.2	0	4			
Nick Somes	1	40	40.0	0	0			
<b>Total</b>	<b>126</b>	<b>7584</b>	<b>60.2</b>	<b>7</b>	<b>11</b>	<b>22.6</b>	<b>39.7</b>	<b>30</b>
<b>Opponents</b>	<b>55</b>	<b>2748</b>	<b>50.0</b>	<b>2</b>	<b>2</b>	<b>23.4</b>	<b>28.3</b>	<b>41</b>

Numbers in (parentheses) indicate field goal was made.



**2009 Lindenwood Football**  
 Lindenwood Overall Individual Statistics (as of Jul 23, 2010)  
**All games**

<u>All Purpose</u>	<u>g</u>	<u>rush</u>	<u>rcv</u>	<u>pr</u>	<u>kr</u>	<u>ir</u>	<u>total</u>	<u>avg/g</u>
Denodus O'Brya	12	1000	274	0	477	0	1751	145.9
Roren Thomas	13	236	409	185	335	0	1165	89.6
Rudy Fleming	14	12	980	56	111	0	1159	82.8
Marcel Thompso	13	0	844	0	0	0	844	64.9
Matt Bramow	14	16	633	0	2	0	651	46.5
Matt Angell	14	63	477	65	41	0	646	46.1
Richard Murrell	14	480	23	0	0	0	503	35.9
LeMarien Parso	12	236	51	0	34	0	321	26.8
David Ortega	10	248	0	0	0	0	248	24.8
Andrew Helmick	9	88	127	0	5	0	220	24.4
Philip Staback	14	215	0	0	0	0	215	15.4
Damian James	14	0	0	84	0	104	188	13.4
Cameron Fore	10	87	99	0	0	0	186	18.6
Zach Booker	5	132	33	0	0	0	165	33.0
Cody Fogle	14	0	0	0	91	37	128	9.1
Brandon Gould	13	0	0	34	0	67	101	7.8
Parks Peterson	14	0	0	24	0	65	89	6.4
Mike Bunton	2	0	9	0	53	0	62	31.0
Terance Jackso	7	0	58	0	0	0	58	8.3
Mike Covington	7	0	33	0	0	0	33	4.7
Adarrious Ross	10	0	0	0	0	32	32	3.2
Stuart Sago	11	0	30	0	0	0	30	2.7
Logen Wright	14	0	0	0	0	30	30	2.1
Tony Ritzman	14	0	0	0	0	27	27	1.9
Cody Gang	8	0	18	0	0	0	18	2.2
Scott Cozart	6	0	0	0	0	17	17	2.8
Josh Gossard	14	0	0	0	0	14	14	1.0
Brett Ballmann	9	8	0	0	0	0	8	0.9
Jovan Alexander	13	0	0	-3	0	8	5	0.4
Alvin Davie	13	0	0	0	0	2	2	0.2
TEAM	6	-25	0	0	0	0	-25	-4.2
Total	14	2796	4098	445	1149	403	8891	635.1
Opponents	14	1761	3047	52	2438	132	7430	530.7



**2009 Lindenwood Football**  
 Lindenwood Overall Defensive Statistics (as of Jul 23, 2010)  
**All games**

#	Defensive Leaders	gp-gs	Tackles				tfl/yds	Sacks no-yds	Pass defense			Fumbles		blkd	
			ua	a	tot				int-yds	brup	qbh	rcv-yds	ff	kick	saf
45	Parks Peterson	14-12	53	27	80	11.0-48	2.5-32	1-65	4	.	.	2	2	.	
9	Logen Wright	14-14	44	29	73	7.0-14	1.5-3	2-30	2	.	.	.	4	.	
20	Cody Fogle	14-13	45	23	68	2.5-4	.	2-37	5	.	1-12	.	.	.	
4	Brandon Gould	13-13	49	18	67	3.0-6	.	6-67	2	.	.	.	2	.	
52	Chris Howard	14-1	39	23	62	2.5-5	0.5-1	.	2	.	3-0	.	.	.	
47	Dan Carlisle	12-12	38	24	62	1.0-1	.	1-0	1	.	1-0	.	.	.	
92	T.J. Prell	14-13	26	22	48	13.0-39	3.5-14	.	2	.	1-0	.	.	.	
55	Alex Meraz	14-0	32	12	44	3.5-19	1.0-8	.	.	.	.	3	.	.	
22	Damian James	14-0	34	8	42	.	.	3-104	2	.	1-13	.	.	.	
8	Jovan Alexander	13-13	30	10	40	3.0-8	.	2-8	3	.	.	.	.	.	
41	Ryan Zimmerman	14-14	25	15	40	3.0-15	1.0-11	.	1	.	1-0	.	.	.	
44	Tony Ritzman	14-0	23	15	38	6.5-26	1.0-16	1-27	1	.	.	.	.	.	
97	Alvin Davie	13-7	20	13	33	6.0-24	2.5-15	1-2	4	.	.	1	.	.	
72	Chidi Oteh	13-13	17	12	29	5.0-15	1.5-10	.	.	.	.	2	.	.	
21	Brock Reed	11-1	16	13	29	1.0-17	1.0-17	.	.	.	.	.	.	.	
91	Kellen Dreyer	14-8	19	9	28	8.0-40	2.0-24	.	1	.	1-0	1	.	.	
15	Hakim Thomas	13-1	18	9	27	.	.	.	3	.	1-70	.	.	.	
94	Joseph Hanks	12-0	17	7	24	5.5-36	4.0-32	.	1	.	2-0	1	.	.	
3	Adarrrious Ross	10-8	22	2	24	.	.	2-32	6	.	.	.	.	.	
10	Makana Atisanoe	12-1	14	10	24	.	.	.	.	.	.	.	.	.	
27	Shawn Alli	14-0	13	6	19	1.0-2	.	.	1	.	.	1	.	.	
26	James Wofford	11-0	13	4	17	.	.	.	.	.	2-12	.	.	.	
56	Stephen Franklin	9-0	8	7	15	2.0-5	.	.	1	.	.	.	.	.	
57	Malach Radigan	8-0	8	6	14	2.0-8	.	.	.	1	.	.	.	.	
37	Josh Gossard	14-2	9	4	13	.	.	1-14	3	.	.	.	.	.	
40	Jordan Porter	6-0	5	8	13	1.0-5	.	.	.	.	.	.	.	.	
89	Kaleig Mohammed	4-0	5	5	10	1.5-5	1.0-4	.	.	.	.	.	.	.	
43	Robert Reiff	6-0	7	3	10	1.5-2	.	.	.	.	.	.	.	.	
2	Stuart Sago	11-0	5	4	9	.	.	.	.	.	.	.	.	.	
33	Scott Cozart	6-0	6	3	9	1.5-8	1.0-5	1-17	.	.	.	1	.	.	
32	Mike Cobb	12-0	4	5	9	.	.	.	.	.	.	.	.	.	
34	Cameron Fore	10-0	7	1	8	.	.	.	.	.	.	1	.	.	
16	Arthur Miller	3-0	4	1	5	.	.	.	.	.	.	.	.	.	
28	Richard Murrell	14-5	4	1	5	.	.	.	.	.	.	.	.	.	
85	Andrew Lawrence	6-0	2	2	4	.	.	.	.	.	.	.	.	.	
48	Halley Ferrell	14-0	4	.	4	.	.	.	.	.	.	.	.	.	
29	Nick Tepea	6-0	1	2	3	.	.	.	.	.	.	.	.	.	
95	Nick Stemmler	1-0	2	.	2	2.0-29	2.0-29	.	.	.	.	.	.	.	
99	Dejan Roncevic	4-0	2	.	2	1.0-5	.	.	.	.	.	.	.	.	
24	Zach Booker	5-0	2	.	2	.	.	.	.	.	.	.	.	.	
23	LeMarien Parson	12-2	.	2	2	.	.	.	.	.	.	.	.	.	
7	Matt Bramow	14-14	1	1	2	.	.	.	.	.	.	.	.	.	
82	Cody Gang	8-0	1	.	1	.	.	.	.	.	.	.	.	.	
19	Roren Thomas	13-11	1	.	1	.	.	.	.	.	.	1	.	.	
17	Nick Somes	14-0	1	.	1	.	.	.	.	.	.	.	.	.	
65	Matt Andreolli	12-0	.	1	1	.	.	.	.	.	.	.	.	.	
87	Mike Covington	7-0	.	1	1	.	.	.	.	.	.	.	.	.	
18	Matt Angell	14-3	1	.	1	.	.	.	.	.	.	.	.	.	
25	Brando Thompson	1-0	1	.	1	.	.	.	.	.	.	.	.	.	
5	Denodus O'Bryant	12-8	.	.	.	.	.	.	.	.	1-18	.	.	.	
	Total	14	698	368	1066	95-386	26-221	23-403	45	1	15-125	14	8	.	
	Opponents	14	496	237	733	67-287	17-113	9-132	36	1	7-0	7	1	1	