

Lindenwood University

Digital Commons@Lindenwood University

Athletic Guides

Athletic Guides and Season Schedules

Fall 2010

2010-2011 Men's Basketball Post-Season Guide

Lindenwood University


Follow this and additional works at: https://digitalcommons.lindenwood.edu/sports_guides



Part of the [Sports Studies Commons](#)


LINDENWOOD LIONS

2010-11 Postseason Guide



2010-11 NAIA National Tournament • Kansas City, Mo. • March 16-22

2011 Buffalo Funds-NAIA Division I Men's Basketball National Championship





LINDENWOOD MEN'S BASKETBALL

NAIA NATIONAL TOURNAMENT POST-SEASON GUIDE

2010-11 SCHEDULE

| Date | Opponent | Time/Result |
|---------|--|-------------|
| Nov. 5 | McKendree (Ill.) [^] | W 81-79 |
| Nov. 6 | Southern Nazarene (Okla.) [^] | L 71-79 |
| Nov. 11 | Maryville (Mo.) | W 76-53 |
| Nov. 12 | Concordia Seminary (Mo.) | W 68-53 |
| Nov. 16 | Mid-Continent (Ky.) | W 77-60 |
| Nov. 30 | at Missouri Baptist | W 91-63 |
| Dec. 2 | Culver-Stockton (Mo.) [*] | W 82-58 |
| Dec. 4 | at Baker (Kan.) [*] | W 72-53 |
| Dec. 9 | at Evangel (Mo.) [*] | W 67-50 |
| Dec. 14 | at East-West (Ill.) | W 80-72 |
| Dec. 17 | vs. Rocky Mountain (Mont.) [%] | W 93-83 |
| Dec. 18 | at Robert Morris (Ill.) [%] | W 79-72 |
| Jan. 3 | Central Bible (Mo.) | W 84-48 |
| Jan. 6 | Missouri Valley [*] | W 77-66 |
| Jan. 8 | at Graceland (Iowa) [*] | W 86-84 |
| Jan. 10 | at Avila (Mo.) [*] | W 79-71 |
| Jan. 13 | Central Methodist (Mo.) [*] | W 84-74 |
| Jan. 15 | MidAmerica Nazarene (Kan.) [*] | W 97-73 |
| Jan. 22 | at William Jewell (Mo.) [*] | L 61-92 |
| Jan. 24 | Benedictine (Kan.) [*] | W 69-55 |
| Jan. 27 | at Culver-Stockton (Mo.) [*] | W 75-48 |
| Jan. 29 | Baker (Kan.) [*] | W 77-50 |
| Feb. 3 | Evangel (Mo.) [*] | L 74-76 |
| Feb. 5 | at Benedictine (Kan.) [*] | W 61-45 |
| Feb. 10 | at Missouri Valley [*] | W 75-71 |
| Feb. 12 | Graceland (Iowa) [*] | W 95-82 |
| Feb. 14 | Avila (Mo.) [*] | W 76-54 |
| Feb. 17 | at Central Methodist (Mo.) [*] | W 72-57 |
| Feb. 19 | at MidAmerica Nazarene (Kan.) [*] | W 86-74 |
| Feb. 26 | William Jewell (Mo.) [*] | L 64-69 |
| Mar. 3 | Avila (Mo.) ¹ | W 85-65 |
| Mar. 5 | William Jewell (Mo.) ¹ | W 76-66 |
| Mar. 8 | at Evangel (Mo.) ¹ | L 62-69 |
| Mar. 16 | vs. St. Catharine (Ky.) ² | 4:30 p.m. |
| Mar. 18 | TBA - if advance ² | 4:30 p.m. |
| Mar. 19 | TBA - if advance ² | 6 p.m. |
| Mar. 21 | TBA - if advance ² | 8 p.m. |
| Mar. 22 | TBA - if advance ² | 9 p.m. |

Bold - Home Games

* - HAAC Game

[^] - Texas Roadhouse Classic (St. Charles, Mo.)

[%] - Robert Morris Classic (Chicago, Ill.)

¹ - HAAC Tournament

² - Buffalo Funds-NAIA Division I Tournament

2011 BUFFALO FUNDS-NAIA DIVISION I MEN'S BASKETBALL NATIONAL CHAMPIONSHIP FIRST-ROUND

#20 LINDENWOOD UNIVERSITY LIONS (28-5) vs.
#14 ST. CATHARINE COLLEGE PATRIOTS (22-8)
MARCH 16, 2011 † 4:30 P.M. † KANSAS CITY, MO.

STORYLINE

In its final season in the NAIA, Lindenwood will compete for the first time in the organization's most prestigious championship, the Division I Men's Basketball Tournament.

The championship is the longest-running collegiate national championship of any sport in the country. The tournament was started in 1937 by, among others, Dr. James Naismith, the founder of the game of basketball. This year's tournament will be played at Municipal Auditorium in Kansas City, Mo., the same place as that first tournament in 1937.

Lindenwood is having its top season in school history, recording a school record 28 wins. The Lions won a share of the Heart of America Athletic Conference and were runner-up in the conference tournament.

In the first round of the tournament, Lindenwood will face St. Catharine. That game will take place on Wednesday at 4:30 p.m. Like the Lions, the Patriots are in the tournament for the first time.

SEASON REVIEW

Lindenwood, a preseason No. 14 team, opened the 2011 season by hosting two top-ten teams at the Texas Roadhouse Classic. The Lions defeated McKendree, but fell to Southern Nazarene in a pair of close games.

The Lions next went on a school record 16-game winning streak. Included in that was a 79-72 win at Robert Morris, the number one team in the NAIA. Lindenwood was ranked No. 4 in the nation after that victory, which was Robert Morris' only loss heading into the national tournament.

That winning streak included an 8-0 start in conference play. The Lions went 9-3 the rest of the way in the HAAC and tied for first in the conference.

In the conference tournament, Lindenwood advanced to the championship game for the second straight year. The Lions fell in the final minute of that contest to Evangel.

Lindenwood enters the national tournament with a 28-5 overall record.

2010-11 ROSTER

| No. | Name | Pos. | Ht. | Wt. | Yr. | Hometown | High School | Previous School | PPG | RPG | APG |
|-----|------------------|------|------|-----|-----|---------------------|-------------------------|-----------------|------|-----|-----|
| 1 | Efkan Eren | F | 6-8 | 225 | So. | Istanbul, Turkey | Maine Central Institute | Pitt CC | 2.5 | 2.1 | 0.1 |
| 3 | Alex Bazzell | G | 6-2 | 180 | So. | St. Charles, Mo. | St. Charles West | Mo.-Kansas City | 12.5 | 3.4 | 3.3 |
| 4 | Garrett Reeg | F | 6-6 | 215 | Fr. | St. Louis, Mo. | Oakville | | 5.3 | 4.1 | 0.4 |
| 12 | Kramer Soderberg | G | 5-11 | 175 | Jr. | St. Charles, Mo. | St. Charles West | Miami (Ohio) | 16.8 | 2.7 | 4.4 |
| 21 | Michael Boos | G | 6-2 | 180 | Fr. | Sun Prairie, Wis. | Sun Prairie | | 5.8 | 1.0 | 0.6 |
| 23 | Brandon Kunkel | G | 6-0 | 175 | Jr. | Red Bud, Ill. | Red Bud | | 2.6 | 0.7 | 0.6 |
| 24 | Richard Rose | G | 6-1 | 195 | Sr. | Troy, Mo. | Troy Buchanan | | 13.5 | 2.7 | 1.4 |
| 30 | Alex Tilley | F | 6-5 | 190 | Fr. | St. Louis, Mo. | Westminster Christian | | 0.0 | 0.4 | 0.0 |
| 31 | Alfred Nelson | G | 6-5 | 210 | Sr. | St. Louis, Mo. | Chaminade | Drury | 7.8 | 4.4 | 0.7 |
| 32 | Tyler Harris | G | 6-2 | 190 | So. | Barry, Ill. | Western | | 1.1 | 0.6 | 0.4 |
| 33 | David King | F | 6-5 | 215 | Sr. | Battle Creek, Mich. | Lakeview | Kellogg CC | 4.3 | 5.3 | 0.7 |
| 40 | Michael Simmons | C | 6-5 | 230 | Jr. | Marion, Ill. | Marion | | 0.6 | 1.8 | 0.0 |
| 41 | Brett Thompson | F | 6-11 | 270 | Jr. | Vienna, Ill. | Vienna | Saint Louis | 7.7 | 6.2 | 1.3 |
| 44 | Devin Johnson | F | 6-10 | 320 | Jr. | Chicago, Ill. | Chicago Lutheran | Parkland CC | 1.4 | 1.7 | 0.1 |

LINDENWOOD QUICK FACTS

LocationSt. Charles, Mo.
 Founded 1827
 Total Enrollment 15,000
 Full-Time Enrollment 5,000
 Affiliation NAIA
 Conference Heart of America Athletic
 Nickname Lions
 Colors Black and Gold
 Arena Robert F. Hyland Arena
 Capacity 3,000
 President Dr. James D. Evans
 Dean of Athletics John Creer

Head Coach Brad Soderberg
 Alma Mater UW-Stevens Point
 Career Record 262-162 (15th season)
 Record at LU 51-15 (second season)
 Assistant Coach Terry Hollander
 Assistant Coach Marshall Newman

2009-10 Record 23-10
 2009-10 HAAC Record 13-7 (4th)

Sports Information Director Daniel Newton
 Office Phone (636) 949-4368
 Cell Phone (636) 373-2765
 Fax (636) 949-4636
 Email dnewton@lindenwood.edu
 Website www.lindenwoodlions.com

MEN'S BASKETBALL BROADCASTS

Radio

Every Lindenwood men's basketball game is broadcast on KCLC, 89.1 FM. KCLC, which was named the best radio station in the St. Louis Metropolitan area by *The Riverfront Times* in 2006, is the state-of-the-art, student-run radio station at Lindenwood.

Internet

All games can also be heard over the internet at www.891thewood.com.

Television

All home basketball games will be shown in HD on LUTV. The station is available on AT&T U-verse channel 99, Charter Communications channel 989 and Florissant City Television channel 10. The games will also be shown over the internet.

ALL-CONFERENCE

Three Lindenwood players were named to the 2011 all-conference teams. Kramer Soderberg was a first-team selection, and was also named the HAAC Newcomer of the Year. Richard Rose was a second-team pick, and Alex Bazzell earned third-team honors.

VS. RANKED TEAMS

Lindenwood is 3-3 this season against teams ranked in the final national poll. In non-conference games, the Lions defeated McKendree and Robert Morris, and lost to Southern Nazarene. Lindenwood went 1-2 against conference foe Evangel.

DEFENSE WINS GAMES

Lindenwood is 17-0 this season when holding opponents under 69 points, and 17-1 when holding the other team under 42.5 percent shooting from the field.

Since Brad Soderberg came to the Lions last season, the program is 25-1 when holding opposing teams under 60 points and 38-8 when holding opponents under 70 points. Lindenwood is 26-1 when opponents shoot under 40 percent, and 42-7 when opponents shoot under 45 percent.

DEFENSE VS. TOURNY TEAMS

In nine games against tournament teams, the Lions held six under their season average. In the team's four victories against tournament teams, three of the opponents were held below their average.

In the win over Robert Morris, Lindenwood held the Eagles to nearly 19 points below their season average. The Lions limited Robert Morris to just 37.1 percent shooting in that game.

THREE-POINT SHOOTING

Lindenwood is one of the top three-point shooting teams in the NAIA. The Lions rank second in the NAIA by making 40.4 percent of its long-range shots, and they are 14th with eight three-pointers made a game.

The Lions have made double-figure three-pointers in 12 games, and are 11-1 in those contests.

Lindenwood's top three-point shooter is Richard Rose. Rose currently leads the NAIA in three-point percentage (.509) and is 18th in three-pointers made per game (2.7). In the HAAC Tournament, he averaged four three-pointers a game.

Kramer Soderberg has made 48 three-pointers and Michael Boos has connected on 45. Both players are shooting over 40 percent.

Alex Bazzell, Brandon Kunkel, and Alfred Nelson are other threats from beyond the arc.

FREE THROW SHOOTING

Lindenwood is the top free-throw shooting squad in the national tournament, making 74.3 percent of its attempts.

Three players, Kramer Soderberg, Alex Bazzell, and Richard Rose all make over 80 percent of their attempts. Soderberg leads the team with an 87.1 percentage.

Lindenwood is averaging 24.4 attempts a game, compared to just 15.0 attempts for its opponents. Only four times this season has Lindenwood shot less free throws than its opponent, and the team is 1-3 in those games.

FIELD GOAL SHOOTING

Lindenwood is 19th in the NAIA in field-goal shooting. The team is 22-0 when shooting over 45 percent.

HEAD COACH BRAD SODERBERG

Brad Soderberg is in his second season as the head coach of the Lindenwood men's basketball team. He is in his 15th year as a collegiate head coach, including six at the NCAA Division I level.

In 2009-10, his first season as the head coach of Lindenwood, his team compiled an overall record of 23-10 and a 13-7 mark in the HAAC. The 23 wins were the most for the Lions since the 2005-06 season. Soderberg's team was also dominant at home, compiling a 13-1 record which was the highest home winning percentage and the most home wins in school history.

The Lions won two games in the HAAC tournament and fell to William Jewell in overtime by one point in the championship game. During the regular season the Lions were 5-2 against ranked teams, including an upset win of the No. 1 team in the country at the time, Robert Morris. Four Lions

were named to the all-conference team in 2009-10 and Toriano Adams was named an honorable mention All-American.

Soderberg returned to the St. Louis area in 2009 after being the head coach at Saint Louis University from 2002-07. He compiled 80 wins at Saint Louis, the sixth-most in school history, and led the Billikens to two postseason berths.

In his first season at Saint Louis, he was named Conference USA Coach of the Year by CollegeInsider.com after leading the Billikens to a C-USA semifinal tournament appearance and a berth in the NIT. The next year, the team again advanced to the semifinals of the C-USA Tournament and made it to the second round of the NIT.

Soderberg also spent one year as an assistant coach at Saint Louis in 2001-02 under Lorenzo

Romar. Prior to that, he was at Wisconsin for six years. He started as an assistant coach under Dick Bennett and helped the Badgers advance to four NCAA Tournaments, including the 2000 Final Four, and one NIT appearance. In 2000-01, he took over as the interim head coach early in the season and led Wisconsin to a 16-10 record, and a fifth-place finish in the Big Ten. Soderberg was the first Wisconsin coach since 1911 to win his first eight games and the first to lead the Badgers to the NCAA Tournament in his first year.

Soderberg was the head coach at South Dakota State University from 1993-95 and at Loras College from 1988-1993.

Soderberg graduated from UW-Stevens Point in 1985 with a bachelor's degree in physical education, and he earned a master's in physical education from Colorado State in 1986.

2010-11 LEADERS

Scoring Leaders

| | |
|-------------------------|----|
| Kramer Soderberg | 16 |
| Richard Rose | 7 |
| Alex Bazzell | 5 |
| Alfred Nelson | 3 |
| Boos/King/Reeg/Thompson | 1 |

Rebounding Leaders

| | |
|------------------|----|
| David King | 13 |
| Brett Thompson | 13 |
| Alfred Nelson | 4 |
| Garrett Reeg | 4 |
| Ekkan Eren | 2 |
| Alex Bazzell | 1 |
| Kramer Soderberg | 1 |

Assists Leaders

| | |
|------------------|----|
| Kramer Soderberg | 23 |
| Alex Bazzell | 14 |
| Brett Thompson | 3 |
| Michael Boos | 1 |
| Richard Rose | 1 |

Double-Doubles

| | |
|----------------|---|
| Brett Thompson | 3 |
| Garrett Reeg | 1 |

20+ Point Games

| | |
|-------------------------|----|
| Kramer Soderberg | 12 |
| Richard Rose | 6 |
| Alex Bazzell | 4 |
| Michael Boos/David King | 1 |

10+ Point Games

| | |
|------------------|----|
| Kramer Soderberg | 27 |
| Richard Rose | 23 |
| Alex Bazzell | 22 |
| Alfred Nelson | 11 |
| Brett Thompson | 10 |
| Michael Boos | 9 |
| Garrett Reeg | 6 |
| David King | 4 |
| Ekkan Eren | 1 |
| Brandon Kunkel | 1 |

10+ Rebound Games

| | |
|----------------|---|
| Brett Thompson | 5 |
| David King | 4 |
| Garrett Reeg | 1 |

LINDENWOOD RECORD WHEN:

| | |
|--------------------------------|------|
| Home | 15-3 |
| Away | 12-2 |
| Neutral Court | 1-0 |
| Leading at half | 25-1 |
| Trailing at half | 2-4 |
| Tied at half | 1-0 |
| Overtime | 1-1 |
| Vs. Nationally-Ranked Teams | 2-3 |
| Scoring less than 60 | 0-0 |
| Scoring between 60-69 | 4-3 |
| Scoring between 70-79 | 12-2 |
| Scoring over 80 | 12-0 |
| Allowing less than 60 | 12-0 |
| Allowing between 60-69 | 5-2 |
| Allowing between 70-79 | 8-2 |
| Allowing over 80 | 3-1 |
| More Rebounds than opponent | 17-0 |
| Fewer Rebounds than opponent | 9-5 |
| Rebounds Tied | 2-0 |
| Fewer Turnovers than opponent | 14-1 |
| More Turnovers than opponent | 8-4 |
| Turnovers Tied | 6-0 |
| Shooting below 40% | 3-1 |
| Shooting between 40-44.9% | 3-4 |
| Shooting between 45-49.9% | 9-0 |
| Shooting 50% or higher | 13-0 |
| Opp. Shooting below 40% | 14-0 |
| Opp. Shooting between 40-44.9% | 8-3 |
| Opp. Shooting between 45-49.9% | 4-1 |
| Opp. Shooting 50% or higher | 2-1 |
| Game decided by 0-4 points | 3-1 |
| Games decided by 5-10 points | 6-3 |
| Games decided by 11-20 points | 11-0 |
| Games decided by 20+ points | 8-1 |

PROTECTING THE BALL

Lindenwood ranks fourth in the NAIA in fewest turnovers per game. The Lions are turning the ball over just 12.1 times a game. Lindenwood has only turned the ball over more than 15 times in four games this season, and has not done it since after Christmas.

Brandon Kunkel has been the top player taking care of the ball, having just seven turnovers in 365 minutes, or one turnover every 52.1 minutes.

In all, the five guards in Lindenwood's regular rotation are combining to turn the ball over just 6.1 times a game.

HITTING THE BOARDS

Lindenwood has a +1.5 rebounding margin for the 2010-11 season. It has won or tied the rebounding battle in 19 games, and the Lions are 19-0 in those games.

The Lions have had trouble rebounding against NAIA Tournament teams though. Lindenwood was outrebounded in eight of those nine games.

Brett Thompson and David King are the team's leading rebounders. Thompson has a team-high 6.2 rebounds a game, while King pulls down 5.3 boards a contest. Both players have led the team in rebounds for 13 games.

SETTING UP TEAMMATES

Two Lindenwood players have dished out over 100 assists this season. Kramer Soderberg leads with 4.4 assists a game, and Alex Bazzell averages 3.3.

BLOCKS AND STEALS

Alfred Nelson and Brett Thompson are the top shot-blockers on the team. Nelson has blocked 30 shots, and Thompson has swatted away 27.

Two Lindenwood players average over one steal a game. Richard Rose leads the team with 43 steals, and Kramer Soderberg has 34.

BACK IN THE NAIA TOURN.

Lindenwood head coach Brad Soderberg played in two NAIA Division I Tournaments, and was a student assistant coach during a third tournament. All three came while he was at Wisconsin-Stevens Point. In 1984, he and NBA star Terry Porter led the Pointers to the championship game, and Soderberg received the Charles Stevenson Hustle Award.

FAMILIAR FEEL

Alex Bazzell has experience playing in Municipal Auditorium. As a member of Missouri-Kansas City last season, he played in eight home games in the building.

PAST TOURN. APPEARANCES

Lindenwood is making their first appearance at the NAIA Division I tournament. The Lions, though, did make two appearances in the NAIA Division II tournament and went 4-2. In 2000, the Lions advanced to the second round. In 2006, Lindenwood made it to the semifinals.

2010-11 HAAC STANDINGS (THROUGH MAR. 7)

| | HAAC | Overall |
|---------------------|------|---------|
| Lindenwood (20) | 17-3 | 28-5 |
| Evangel (15) | 17-3 | 25-8 |
| William Jewell (RV) | 15-5 | 25-7 |
| Benedictine | 11-9 | 16-16 |
| Graceland | 9-11 | 14-17 |
| MidAmerica Nazarene | 9-11 | 14-17 |
| Missouri Valley | 8-12 | 14-17 |
| Avila | 8-12 | 12-18 |
| Baker | 8-12 | 12-18 |
| Central Methodist | 6-14 | 11-19 |
| Culver-Stockton | 2-18 | 2-27 |

() - NAIA National Rankings

2010-11 NAIA TOP 25 (FINAL)

1. Robert Morris University (Ill.) (12)
2. Concordia University (Calif.)
3. Mountain State University (W.Va.)
4. Louisiana State University-Shreveport
5. Texas Wesleyan University
6. Martin Methodist College (Tenn.)
7. Georgetown College (Ky.)
8. Azusa Pacific University (Calif.)
9. Oklahoma Baptist University
10. Southern Nazarene University (Okla.)
11. Tougaloo College (Miss.)
12. Union University (Tenn.)
13. Biola University (Calif.)
14. St. Catharine College (Ky.)
15. Evangel University (Mo.)
16. Lee University (Tenn.)
17. Xavier University (La.)
18. Columbia College (Mo.)
19. Montana State University-Northern
20. Lindenwood University (Mo.)
21. Emmanuel College (Ga.)
22. Carroll College (Mont.)
23. McKendree University (Ill.)
24. Pikeville College (Ky.)
25. Rogers State University (Okla.)



ST. CATHARINE COLLEGE
PATRIOTS

2010-11 RESULTS

| Date | Opponent | Result |
|---------|-------------------------------------|-----------|
| Nov. 2 | at Indiana Southeast | W 85-83 |
| Nov. 12 | at Georgetown (Ky.) | L 66-78 |
| Nov. 13 | vs. Southern New Orleans (La.) | W 81-50 |
| Nov. 30 | at McKendree (Ill.) | W 83-72 |
| Dec. 2 | Georgetown (Ky.)* | L 74-76 |
| Dec. 4 | Shawnee State (Ohio)* | W 86-71 |
| Dec. 6 | Life (Ga.) | W 95-80 |
| Dec. 10 | Mountain State (W. Va.) | W 99-86 |
| Dec. 14 | Indiana Southeast | W 98-90 |
| Dec. 16 | at West Virginia Tech | W 85-78 |
| Dec. 18 | at Rio Grande (Ohio)* | W 74-68 |
| Jan. 6 | Virginia-Wise* | W 94-81 |
| Jan. 8 | Pikeville (Ky.)* | W 97-83 |
| Jan. 13 | at Mountain State (W. Va.) | L 85-93 |
| Jan. 15 | Campbellsville (Ky.)* | W 77-63 |
| Jan. 20 | at Cumberlands (Ky.)* | L 59-68 |
| Jan. 22 | at Lindsey Wilson (Ky.)* | W 81-69 |
| Jan. 27 | at Georgetown (Ky.)* | L 61-73 |
| Jan. 29 | at Shawnee State (Ohio)* | W 92-80 |
| Feb. 3 | West Virginia Tech* | L 92-100 |
| Feb. 5 | Rio Grande (Ohio)* | W 72-67 |
| Feb. 10 | at Virginia-Wise* | W 85-62 |
| Feb. 12 | at Pikeville (Ky.)* | W 71-69 |
| Feb. 15 | at Life (Ga.) | L 105-113 |
| Feb. 19 | at Campbellsville (Ky.)* | W 78-76 |
| Feb. 24 | Cumberlands (Ky.)* | W 76-63 |
| Feb. 26 | Lindsey Wilson (Ky.)* | W 96-76 |
| Mar. 4 | vs. West Virginia Tech ¹ | W 82-59 |
| Mar. 5 | vs. Pikeville (Ky.) ¹ | W 79-73 |
| Mar. 6 | vs. Georgetown (Ky.) ¹ | L 75-79 |

Bold - Home Games

* - MSC Game

¹ - MSC Tournament

QUICK FACTS

| | |
|-------------------------|-----------------------|
| Location | St. Catharine, Ky. |
| Founded | 1931 |
| Enrollment | 700 |
| Affiliation | NAIA |
| Conference | Mid-South |
| Nickname | Patriots |
| Colors | Purple and Gold |
| Arena | Lourdes Hall |
| President | Dr. William D. Huston |
| Dean of Athletics | Mik Doig |

| | |
|-----------------------|----------------------|
| Head Coach | JT Burton |
| Alma Mater | Tennessee Wesleyan |
| Career Record | 48-43 (third season) |
| Record at SCC | same |
| Assistant Coach | Beau Braden |
| Assistant Coach | Hans Desir |
| Assistant Coach | Will Finch |
| Assistant Coach | Matthew Taylor |

| | |
|--------------------------|-------------|
| 2009-10 Record | 21-11 |
| 2009-10 MSC Record | 8-6 (t-4th) |

| | |
|-----------------------------------|--------------------|
| Sports Information Director | Tom Bystrek |
| Office Phone | (859) 336-5082 |
| Fax | (859) 336-5031 |
| Email | tbystrek@sckcy.edu |
| Website | gospatriots.com |

ABOUT THE PIONEERS

St. Catharine enters the national tournament with a 22-8 overall record, and it finished second in the Mid-South Conference with a 14-4 mark.

The Pioneers started the season by winning 11 of their first 13 games. Their lone bad stretch started after that, where they lost four of seven games. St. Catharine righted the ship by winning six of its final seven regular season games and finishing second in the conference tournament.

St. Catharine is 13th in the NAIA with 82.7 points a game. It is shooting 45.3 percent from the field, 31.4 percent from three-point range, and 66.5 percent from the free-throw line.

Defensively, the Pioneers are allowing 76.0 points a game. They are second in the NAIA by forcing 20.2 turnovers a game, 16th in steals, and 24th in three-point field goal percentage defense.

Five players average double-figure points for St. Catharine. Kashiff Carr leads the team with 21.5 points a game. He is shooting over 40 percent and is second on the team with 22 three-pointers and 97 made free throws. Ervin William averages 13.4 points and shoots over 60 percent from the field. Antoine Watson (12.2), Xavier Kelling (11.3), and Brandon Johnson (10.9) round out the group. Johnson leads the team with 62 threes.

Williams leads the team with 8.3 rebounds a game. He helps the Pioneers have a +4.7 rebounding margin. Other team leaders are Josh Edwards with 52 assists, Williams with 32 blocks, and Watson with 44 steals.

HEAD COACH JT BURTON

JT Burton is in his third season as the head coach of the Pioneers. In his second year, he led St. Catharine to a 16-win increase, and this season the team has improved its win column again.

Burton played at St. Catharine when it was a junior college and helped the program to its only appearance in the National Junior College Tournament in 1997. He later played at Tennessee Wesleyan.

Burton has been at St. Catharine this latest time since 2007, which includes one season as an assistant coach. Other stops include Marshalltown CC and Washington County High School.

TEAM COMPARISONS

| LU | | SCC |
|-------|-----------------------|-------|
| 77.3 | Scoring Offense | 82.7 |
| 65.6 | Scoring Defense | 76.0 |
| 74.3% | Free Throw | 66.5% |
| 47.2% | Field Goal | 45.3% |
| 41.4% | Field Goal Def. | 42.4% |
| 8.00 | 3-Pt/G | 6.1 |
| 40.4% | 3-Pt | 31.4% |
| 34.9% | 3-Pt Def. | 30.8% |
| +1.5 | Reb. Margin | +4.7 |
| 2.9 | Blocks/G | 2.8 |
| 13.3 | Assists/G | 11.7 |
| 5.4 | Steals/G | 9.5 |
| 0.27 | Turnover Margin | 1.13 |
| 1.1 | Assist/Turnover Ratio | 0.61 |
| 15.2 | Fouls/G | 23.6 |

FIRST NAIA APPEARANCE

Like Lindenwood, St. Catharine is appearing in the NAIA Division I Tournament for the first time. This season is just the third season that the Pioneers have been in the NAIA.

Lindenwood and St. Catharine are the only two newcomers in this year's field.

VS. TOURNAMENT TEAMS

St. Catharine has played 12 games against tournament teams. It has gone 6-6 in those contest.

Against conference foes, St. Catharine is 0-4 against Georgetown, and 3-0 versus Pikeville. Versus non-conference opponents, the Pioneers defeated McKendree, and went 1-1 against both Mountain State and Life.

KEY STATISTICS

Two key statistics to watch in the first round game are turnovers and three-point shooting. Lindenwood is in the top five nationally in fewest turnovers, while St. Catharine is in the top five in forcing turnovers. Lindenwood is also in the top five in three-point percentage, while St. Catharine is in the top 25 in three-point field goal percentage defense.

CONFERENCE MATCHUP

Since the HAAC went to the Division I level in 2008-09, there has been only one matchup at the national tournament between HAAC and Mid-South schools. In 2009, HAAC's Central Methodist upset fourth-ranked Georgetown by a 73-64 score in a first-round contest.



EFTKAN EREN

1

Season Highs

| | |
|---------------------|---------------------------|
| Points | 10 vs. Evangel |
| Field Goals | 4 vs. Evangel |
| 3-Point Field Goals | 1 vs. Evangel |
| FT Made | 3 vs. Central Bible |
| Rebounds | 7 vs. William Jewell |
| Assists | 2 vs. MidAmerica Nazarene |
| Blocks | 0 |
| Steals | 3 vs. Concordia Seminary |

Career Highs

| | |
|---------------------|---------------------------|
| Points | 10 vs. Evangel |
| Field Goals | 4 vs. Evangel |
| 3-Point Field Goals | 1 vs. Evangel |
| FT Made | 3 vs. Central Bible |
| Rebounds | 7 vs. William Jewell |
| Assists | 2 vs. MidAmerica Nazarene |
| Blocks | 0 |
| Steals | 3 vs. Concordia Seminary |

| Season | GP-GS | FG-FGA | PCT | 3FG-3FGA | PCT | FT-FTA | PCT | OR | DR | TOT | AVG | PF | FO | A | TO | BLK | STL | PTS | AVG. |
|---------|-------|--------|------|----------|------|--------|------|----|----|-----|-----|----|----|---|----|-----|-----|-----|------|
| 2010-11 | 24-0 | 24-51 | .471 | 1-4 | .250 | 10-20 | .500 | 12 | 38 | 50 | 2.1 | 29 | 0 | 3 | 16 | 0 | 8 | 59 | 2.5 |

Lindenwood:

2010-11- Played in 24 games off the bench ... top game came in the regular season Evangel contest when he scored 10 points on four of five shooting in a 67-50 victory over the Crusaders ... collected at least one rebound in every game but five that he appeared in ... averaged over eight minutes a game during the HAAC Tournament and had seven points and four rebounds.

Prior to Lindenwood:

Played at Pitt Community College ... played in the 2010 JUCO Journal Southeast Invitational and Maximum Exposure Basketball Southeast Showcase ... chose Lindenwood over Oklahoma City, Faulkner, and Montana State.

High School:

Started high school career in native Turkey at Renerbahce ... scored a career-high 48 points in a game ... during his first season he averaged 19.8 points and seven rebounds ... in 2008 he averaged 24 points and almost seven rebounds ... moved to the United States and attended Maine Central Institute ... scored 8.6 points a game and averaged 6.4 rebounds.

Personal:

Son of Muammer and Gonul Eren ... has one sibling Eftal ... majoring in graphic design.

2010-11 Game-by-Game Statistics

| Opponent | Date | gp | min | Total | | 3-Pointers | | Free Throws | | Rebounds | | | | | pts | avg | | | | |
|------------------------|----------|----------|------------|--------------|-------------|------------|-------------|--------------|-------------|-----------|-----------|-----------|------------|-----------|----------|-----------|----------|----------|-----------|------------|
| | | | | fg-fga | pct | 3fg-3fga | pct | ft-fa | pct | off | def | tot | avg | pf | | | fo | a | to | blk |
| SOUTHERN NAZARENE | 11/06/10 | 4 | 0-2 | .000 | 0-0 | .000 | 0-0 | .000 | 0 | 1 | 1 | 1.8 | 0 | 0 | 0 | 0 | 0 | 0 | 0 | 0.0 |
| MARYVILLE | 11/11/10 | 14 | 2-3 | .667 | 0-0 | .000 | 0-3 | .000 | 1 | 3 | 4 | 2.5 | 1 | 0 | 0 | 0 | 0 | 4 | 2.0 | |
| CONCORDIA SEMINARY | 11/12/10 | 24 | 3-8 | .375 | 0-0 | .000 | 2-2 | 1.000 | 2 | 4 | 6 | 3.7 | 2 | 0 | 1 | 0 | 3 | 4 | 4.0 | |
| MID-CONTINENT | 11/16/10 | 4 | 0-0 | .000 | 0-0 | .000 | 0-1 | .000 | 0 | 1 | 1 | 3.0 | 0 | 0 | 1 | 0 | 0 | 0 | 3.0 | |
| at Missouri Baptist | 11/08/10 | 8 | 1-3 | .333 | 0-0 | .000 | 0-0 | .000 | 0 | 1 | 1 | 2.5 | 1 | 0 | 2 | 0 | 0 | 2 | 2.5 | |
| CLU MFR-STOCKTON | 12/02/10 | 1 | 0-0 | .000 | 0-0 | .000 | 0-0 | .000 | 0 | 0 | 0 | 0.0 | 0 | 0 | 0 | 0 | 0 | 0 | 0.0 | |
| at Evangel | 12/09/10 | 15 | 4-5 | .800 | 1-1 | 1.000 | 1-2 | .500 | 0 | 2 | 2 | 2.1 | 0 | 0 | 0 | 0 | 1 | 10 | 3.4 | |
| at East-West | 12/14/10 | 8 | 1-1 | 1.000 | 0-0 | .000 | 0-0 | .000 | 1 | 2 | 3 | 2.3 | 2 | 0 | 1 | 0 | 0 | 2 | 3.3 | |
| vs Rocky Mountain | 12/17/10 | 4 | 1-1 | 1.000 | 0-0 | .000 | 1-2 | .500 | 0 | 0 | 0 | 2.0 | 0 | 0 | 1 | 0 | 1 | 3 | 3.2 | |
| CENTRAL BIBLE | 01/03/11 | 16 | 0-0 | .000 | 0-0 | .000 | 3-4 | .750 | 1 | 3 | 4 | 2.2 | 3 | 0 | 0 | 0 | 0 | 3 | 3.2 | |
| at Concordia | 01/08/11 | 4 | 1-1 | 1.000 | 0-0 | .000 | 0-0 | .000 | 0 | 1 | 1 | 2.1 | 1 | 0 | 1 | 0 | 0 | 2 | 3.1 | |
| at Avila | 01/10/11 | 10 | 0-1 | .000 | 0-1 | .000 | 0-0 | .000 | 1 | 1 | 2 | 2.1 | 3 | 0 | 1 | 0 | 0 | 0 | 2.8 | |
| CENTRAL METHODIST | 01/13/11 | 12 | 1-5 | .200 | 0-0 | .000 | 2-3 | .667 | 1 | 2 | 3 | 2.2 | 2 | 0 | 0 | 0 | 1 | 4 | 2.9 | |
| MIDAMERICA NAZARENE | 01/15/11 | 16 | 2-6 | .333 | 0-1 | .000 | 0-0 | .000 | 1 | 2 | 3 | 2.2 | 1 | 2 | 3 | 0 | 0 | 4 | 3.0 | |
| at William Jewell | 01/22/11 | 12 | 2-4 | .500 | 0-0 | .000 | 0-1 | .000 | 2 | 5 | 7 | 2.5 | 2 | 0 | 0 | 0 | 0 | 4 | 3.1 | |
| BENEDICTINE | 01/24/11 | 5 | 0-1 | .000 | 0-0 | .000 | 0-0 | .000 | 0 | 0 | 0 | 2.4 | 1 | 0 | 0 | 0 | 0 | 0 | 2.9 | |
| at Culver-Stockton | 01/27/11 | 4 | 1-2 | .500 | 0-0 | .000 | 0-0 | .000 | 1 | 1 | 2 | 2.4 | 0 | 0 | 1 | 0 | 1 | 2 | 2.5 | |
| BAKER | 01/29/11 | 3 | 0-0 | .000 | 0-0 | .000 | 0-0 | .000 | 0 | 1 | 1 | 2.3 | 1 | 1 | 0 | 0 | 0 | 0 | 2.7 | |
| GRACELAND | 02/12/11 | 7 | 2-3 | .667 | 0-0 | .000 | 0-0 | .000 | 0 | 2 | 2 | 2.3 | 0 | 0 | 0 | 0 | 0 | 4 | 2.7 | |
| AVILA | 02/14/11 | 4 | 0-0 | .000 | 0-0 | .000 | 0-0 | .000 | 0 | 0 | 0 | 2.2 | 0 | 0 | 0 | 0 | 0 | 0 | 2.6 | |
| at Central Methodist | 02/17/11 | 18 | 0-1 | .000 | 0-1 | .000 | 0-0 | .000 | 0 | 3 | 3 | 2.2 | 3 | 0 | 1 | 0 | 0 | 0 | 2.5 | |
| at MidAmerica Nazarene | 02/19/11 | 11 | 1-2 | .500 | 0-0 | .000 | 0-0 | .000 | 0 | 0 | 0 | 2.1 | 1 | 0 | 0 | 0 | 1 | 2 | 2.5 | |
| AVILA | 03/03/11 | 5 | 0-0 | .000 | 0-0 | .000 | 1-2 | .500 | 0 | 1 | 1 | 2.0 | 2 | 0 | 2 | 0 | 0 | 1 | 2.4 | |
| at Evangel | 03/08/11 | 9 | 2-2 | 1.000 | 0-0 | .000 | 0-0 | .000 | 1 | 2 | 3 | 2.1 | 2 | 0 | 1 | 0 | 0 | 4 | 2.5 | |
| Totals | | 0 | 218 | 24-51 | .471 | 1-4 | .250 | 10-20 | .500 | 12 | 38 | 50 | 2.1 | 29 | 3 | 16 | 0 | 8 | 59 | 2.5 |



ALEX BAZZELL

3

Season Highs

| | |
|---------------------|----------------------|
| Points | 22 - two times |
| Field Goals | 6 - two times |
| 3-Point Field Goals | 4 vs. Evangel |
| FT Made | 12 vs. Benedictine |
| Rebounds | 6 vs. Robert Morris |
| Assists | 7 - two times |
| Blocks | 2 vs. William Jewell |
| Steals | 2 - three times |

Career Highs

| | |
|---------------------|----------------------|
| Points | 22 - two times |
| Field Goals | 6 - two times |
| 3-Point Field Goals | 4 vs. Evangel |
| FT Made | 12 vs. Benedictine |
| Rebounds | 6 vs. Robert Morris |
| Assists | 7 - two times |
| Blocks | 2 vs. William Jewell |
| Steals | 2 - three times |

| Season | GP-GS | FG-FGA | PCT | 3FG-3FGA | PCT | FT-FTA | PCT | OR | DR | TOT | AVG | PF | FO | A | TO | BLK | STL | PTS | AVG. |
|---------|-------|--------|------|----------|------|---------|------|----|----|-----|-----|----|----|-----|----|-----|-----|-----|------|
| 2010-11 | 31-31 | 98-245 | .400 | 37-109 | .339 | 154-186 | .828 | 12 | 94 | 106 | 3.4 | 43 | 0 | 101 | 68 | 9 | 21 | 387 | 12.5 |

Lindenwood:

2010-11- Third-Team All-Conference selection ... ranks 20th in the nation in free throw percentage ... in the HAAC Tournament, averaged 18.3 points a game ... ranked fifth in the HAAC in free throw percentage, ninth in assists, and 16th in scoring ... hit a late three-pointer to spark Lindenwood's comeback win over Robert Morris ... has scored in double-figures in 22 games, including four games with 20 or more points ... has led the team in scoring five times and in assists for 14 games ... leads the team with 154 made free throws, is second in assists, and third in scoring, steals, and free throw percentage.

Prior to Lindenwood:

Attended University of Missouri-Kansas City ... appeared in 29 games with 17 starts ... played 20.1 minutes per game, where he averaged 3.4 points and 1.4 rebounds ... shot .416 (32-77) from the floor, .279 (12-43) from long range and .815 (22-27) from the charity stripe ... also had 49 assists-to-21 turnovers on the year and 10 steals ... the 49 assists were tied for the third most on the squad ... played four games and a total of 108 minutes before committing his first collegiate turnover ... reached double figures in a pair of contests on the year ... scored 10 points on 4-of-4 shooting in the road win at Houston Baptist ... connected on 3-of-6 attempts (2 3PT) en route to 10 points at Missouri ... had four games with four or more assists on the year ... dished out a career-best six helpers in a win at North Dakota ... grabbed a career-best six rebounds against Wichita State.

High School:

Attended St. Charles West ... named the Gateway Athletic Conference Player of the Year and Missouri Basketball Coaches Association 4A all-State honors following his senior ... also was a Missouri Sportswriters and Sportscasters Association Class 4A All-State honoree ... named to the second team all-Metro selection in St. Louis in 2008-09 ... was a three-time all-Gateway Athletic Conference selection, where he earned first team honors as a junior and senior and a second team nod as a sophomore ... was a McDonald's all-America nominee heading into his senior season where he averaged 16.9 points, five assists and 2.5 steals, while shooting 48 percent from the floor, 40 percent from three-point land and 84 percent from the charity stripe ... finished his career with 1,079 points and led the Warriors to 100 wins during his four-year career ... part of a team that won four straight conference titles and finished with 25 or more wins in three of his four seasons ... team posted a 30-2 overall record and placed third in the final Missouri Class 4A rankings during his junior season, where he averaged 11.6 points on .528 shooting from the floor, .442 from long range to go along with 3.1 assists, 2.1 rebounds and 1.2 steals ... earned East-Central all-District second team selection and an all-Area St. Louis Metro second team honors following his junior season ... also led his squad to a 26-4 record and an 11th place finish in 2008-09, a 25-4 mark and an eighth place showing in 2006-07 and a 19-6 mark during his freshman campaign in 2005-06.

Personal:


Son of Rob and Diane Bazzell... has three older siblings (Ryan, Jamie and Robbie) ... majoring in communications.

ALEX BAZZELL

3

2010-11 Game-by-Game Statistics

| Opponent | Date | pts | min | Total | | 3-Pointers | | Free Throws | | Rebounds | | | pf | a | fto | blk | stl | pts | avg | | |
|---------------------|----------|-----|-----|-------|--------|------------|--------|-------------|---------|----------|-----|-----|-----|-----|-----|-----|-----|-----|-----|------|------|
| | | | | fg | fgp | fg | fgp | ft | ftp | off | def | tot | | | | | | | | | |
| MCHENREE | 11/05/10 | * | 38 | 2-5 | .400 | 1-1 | .000 | 5-6 | .833 | 1 | 3 | 4 | 4.0 | 4 | 1 | 4 | 1 | 0 | 9 | 9.0 | |
| SOUTHERN NAZARENE | 11/06/10 | * | 29 | 3-10 | .300 | 1-4 | .250 | 3-5 | .600 | 0 | 5 | 5 | 4.5 | 3 | 1 | 2 | 0 | 0 | 10 | 9.5 | |
| MARYVILLE | 11/11/10 | * | 27 | 1-5 | .200 | 0-2 | .000 | 0-0 | .000 | 0 | 4 | 4 | 4.3 | 1 | 3 | 1 | 0 | 1 | 2 | 7.0 | |
| CONCORDIA SEMINARY | 11/12/10 | * | 23 | 4-10 | .400 | 2-4 | .500 | 1-2 | .500 | 1 | 4 | 5 | 4.5 | 0 | 4 | 2 | 0 | 1 | 11 | 8.0 | |
| MID-CONTINENT | 11/16/10 | * | 31 | 1-5 | .200 | 1-2 | .500 | 8-10 | .800 | 1 | 4 | 5 | 4.6 | 1 | 6 | 2 | 1 | 1 | 11 | 8.6 | |
| at Missouri Baptist | 11/30/10 | * | 25 | 5-8 | .625 | 2-2 | 1.000 | 8-8 | 1.000 | 0 | 5 | 5 | 4.7 | 0 | 6 | 3 | 0 | 2 | 20 | 10.5 | |
| CULVER-STOCKTON | 12/03/10 | * | 27 | 2-8 | .250 | 0-3 | .000 | 6-8 | .750 | 0 | 3 | 3 | 4.4 | 0 | 6 | 3 | 0 | 1 | 10 | 10.4 | |
| at Baker | 12/04/10 | * | 29 | 3-7 | .429 | 0-2 | .000 | 3-3 | 1.000 | 1 | 3 | 4 | 4.4 | 2 | 1 | 4 | 0 | 1 | 9 | 10.3 | |
| at Evangel | 12/05/10 | * | 36 | 2-8 | .250 | 0-5 | .000 | 0-2 | .000 | 1 | 1 | 2 | 4.1 | 0 | 1 | 2 | 0 | 1 | 4 | 9.6 | |
| at East-West | 12/14/10 | * | 31 | 5-5 | 1.000 | 2-2 | 1.000 | 4-5 | .800 | 1 | 2 | 3 | 4.0 | 1 | 1 | 1 | 0 | 0 | 16 | 10.2 | |
| vs Rocky Mountain | 12/17/10 | * | 33 | 6-9 | .667 | 1-2 | .500 | 9-9 | 1.000 | 0 | 5 | 5 | 4.1 | 1 | 3 | 4 | 0 | 1 | 22 | 11.3 | |
| at Robert Morris | 12/18/10 | * | 35 | 3-7 | .429 | 1-2 | .500 | 8-8 | 1.000 | 0 | 6 | 6 | 4.3 | 1 | 6 | 4 | 0 | 1 | 15 | 11.6 | |
| CENTRAL BIBLE | 01/03/11 | * | 24 | 2-5 | .400 | 0-2 | .000 | 7-8 | .875 | 0 | 3 | 3 | 4.2 | 0 | 2 | 2 | 0 | 0 | 11 | 11.5 | |
| MISSOURI VALLEY | 01/06/11 | * | 37 | 5-10 | .500 | 3-5 | .600 | 9-9 | 1.000 | 0 | 1 | 1 | 3.9 | 1 | 3 | 2 | 1 | 1 | 22 | 12.3 | |
| at Graceland | 01/08/11 | * | 38 | 3-5 | .600 | 1-3 | .333 | 7-10 | .700 | 0 | 3 | 3 | 3.9 | 0 | 5 | 0 | 0 | 0 | 14 | 12.4 | |
| at Avila | 01/10/11 | * | 29 | 3-10 | .300 | 1-5 | .200 | 9-11 | .818 | 0 | 4 | 4 | 3.9 | 1 | 2 | 2 | 0 | 1 | 16 | 12.6 | |
| CENTRAL METHODIST | 01/13/11 | * | 35 | 4-12 | .333 | 1-4 | .250 | 7-7 | 1.000 | 0 | 4 | 4 | 3.9 | 2 | 2 | 2 | 0 | 1 | 16 | 12.8 | |
| MIDAMERICA NAZARENE | 01/15/11 | * | 23 | 3-5 | .600 | 2-3 | .667 | 0-1 | .000 | 0 | 0 | 0 | 3.7 | 3 | 2 | 2 | 0 | 0 | 8 | 12.6 | |
| at William Jewell | 01/22/11 | * | 28 | 3-6 | .500 | 1-3 | .333 | 1-2 | .500 | 0 | 0 | 0 | 3.5 | 3 | 2 | 2 | 0 | 0 | 8 | 12.3 | |
| BENEDICTINE | 01/24/11 | * | 36 | 3-6 | .375 | 1-3 | .333 | 12-12 | 1.000 | 0 | 5 | 5 | 3.6 | 1 | 3 | 0 | 1 | 1 | 19 | 12.7 | |
| at Culver-Stocker | 01/27/11 | * | 32 | 4-8 | .500 | 1-3 | .333 | 3-5 | .600 | 1 | 4 | 5 | 3.6 | 2 | 5 | 2 | 1 | 0 | 12 | 12.6 | |
| BAKER | 01/29/11 | * | 25 | 5-8 | .625 | 2-3 | .667 | 4-4 | 1.000 | 1 | 1 | 2 | 3.5 | 0 | 4 | 2 | 0 | 0 | 16 | 12.8 | |
| EVANGEL | 02/03/11 | * | 32 | 3-13 | .231 | 2-6 | .333 | 3-4 | .750 | 0 | 1 | 1 | 3.4 | 2 | 3 | 1 | 0 | 0 | 11 | 12.7 | |
| at Benedictine | 02/05/11 | * | 36 | 4-9 | .444 | 2-4 | .500 | 1-2 | .500 | 1 | 4 | 5 | 3.5 | 0 | 7 | 1 | 1 | 1 | 11 | 12.6 | |
| at Missouri Valley | 02/18/11 | * | 37 | 1-4 | .250 | 0-1 | .000 | 3-4 | .750 | 0 | 2 | 2 | 3.4 | 1 | 2 | 1 | 0 | 0 | 5 | 12.3 | |
| GRACELAND | 02/12/11 | * | 32 | 2-9 | .222 | 1-6 | .167 | 2-3 | .667 | 0 | 5 | 5 | 3.5 | 0 | 7 | 4 | 0 | 2 | 7 | 12.1 | |
| JWILA | 02/14/11 | * | 24 | 2-9 | .222 | 1-6 | .167 | 5-6 | .833 | 1 | 2 | 3 | 3.5 | 3 | 2 | 2 | 0 | 0 | 10 | 12.0 | |
| WILLIAM JEWELL | 02/26/11 | * | 35 | 2-5 | .400 | 0-1 | .000 | 3-4 | .750 | 0 | 3 | 3 | 3.5 | 2 | 1 | 1 | 0 | 2 | 7 | 11.9 | |
| JWILA | 03/03/11 | * | 38 | 3-8 | .375 | 3-7 | .429 | 10-13 | .769 | 0 | 2 | 2 | 3.4 | 2 | 3 | 4 | 0 | 1 | 15 | 12.1 | |
| WILLIAM JEWELL | 03/05/11 | * | 35 | 3-8 | .375 | 1-3 | .333 | 9-11 | .818 | 1 | 2 | 3 | 3.4 | 2 | 5 | 4 | 2 | 1 | 16 | 12.2 | |
| at Evangel | 03/08/11 | * | 32 | 6-14 | .429 | 4-10 | .400 | 4-4 | 1.000 | 1 | 3 | 4 | 3.4 | 4 | 2 | 2 | 1 | 0 | 20 | 12.5 | |
| Totals | | | 31 | 957 | 98-245 | .400 | 37-109 | .339 | 154-186 | .828 | 12 | 94 | 106 | 3.4 | 43 | 101 | 68 | 9 | 21 | 387 | 12.5 |





GARRETT REEG

4

Season Highs

| | |
|---------------------|---------------------------|
| Points | 16 - two times |
| Field Goals | 7 vs. Benedictine |
| 3-Point Field Goals | 0 |
| FT Made | 5 vs. MidAmerica Nazarene |
| Rebounds | 15 vs. Benedictine |
| Assists | 3 vs. Graceland |
| Blocks | 2 vs. Graceland |
| Steals | 1 - ten times |

Career Highs

| | |
|---------------------|---------------------------|
| Points | 16 - two times |
| Field Goals | 7 vs. Benedictine |
| 3-Point Field Goals | 0 |
| FT Made | 5 vs. MidAmerica Nazarene |
| Rebounds | 15 vs. Benedictine |
| Assists | 3 vs. Graceland |
| Blocks | 2 vs. Graceland |
| Steals | 1 - ten times |

| Season | GP-GS | FG-FGA | PCT | 3FG-3FGA | PCT | FT-FTA | PCT | OR | DR | TOT | AVG | PF | FO | A | TO | BLK | STL | PTS | AVG. |
|---------|-------|--------|------|----------|------|--------|------|----|----|-----|-----|----|----|----|----|-----|-----|-----|------|
| 2010-11 | 33-5 | 61-100 | .610 | 0-1 | .000 | 52-92 | .565 | 45 | 90 | 135 | 4.1 | 44 | 0 | 14 | 18 | 11 | 10 | 174 | 5.3 |

Lindenwood:

2010-11- As a true freshman, appeared in every game and averaged nearly 16 minutes a game ... started five games and averaged 10.6 points a game in those contests ... shooting a team-best 61 percent from the field ... fourth on the team with 4.1 rebounds a game ... one of his top games came in the comeback win over Avila as he came off the bench to make six of seven from the field and finished with 14 points and seven rebounds ... had one double-double with 16 points and 15 rebounds versus Benedictine ... led the team in rebounding in scoring once and in rebounding in four games ... scored in double-figures six times.

High School:

Attended Oakville ... member of a fourth place and second place state team ... nearly averaged a double-double last season with 16.9 points and 9.6 rebounds a game ... led Oakville to a 27-5 record and a runner-up finish in the state tournament his senior season ... named a first-team all-state and all-conference performer, and was second-team all-metro ... named to the all-tournament team at the Collinsville/Schnucks Holiday Classic after leading the tournament with 25 points a game ... during his four-year career he scored 1,055 points and grabbed 810 rebounds ... played for the St. Louis Salukis AAU squad.

Personal:


Son of Grant and Beth Reeg ... has one sister Kayla ... majoring in business.

GARRETT REEG

4

2010-11 Game-by-Game Statistics

| Opponent | Date | gp | min | Total | | 3-Pointers | | Free Throws | | Rebounds | | | | | pts | avg | | | | |
|------------------------|------------|----|------|--------|------|------------|------|-------------|------|----------|-----|-----|-----|----|-----|-----|----|-----|-----|-----|
| | | | | fg | pta | fg | pta | ft | pta | off | def | tot | avg | pf | | | a | blk | stl | pts |
| MCKENDREE | 11/05/10 | 18 | 1-3 | .500 | 8-0 | .000 | 2-5 | .400 | 2 | 1 | 3 | 3.8 | 3 | 0 | 0 | 1 | 1 | 4 | 4.0 | |
| SOUTHERN NAZARENE | 11/06/10 | 18 | 1-2 | .500 | 0-0 | .000 | 0-0 | .000 | 1 | 3 | 4 | 3.5 | 1 | 0 | 0 | 1 | 0 | 2 | 3.0 | |
| MARYVILLE | 11/11/10 | 15 | 1-2 | .500 | 8-0 | .000 | 0-0 | .000 | 1 | 1 | 2 | 3.8 | 2 | 0 | 0 | 0 | 0 | 2 | 2.7 | |
| CONCORDIA SEMINARY | 11/12/10 | 8 | 1-3 | .333 | 0-0 | .000 | 0-0 | .000 | 0 | 0 | 0 | 2.3 | 1 | 1 | 0 | 0 | 0 | 2 | 2.5 | |
| MID-CONTINENT | 11/15/10 | 14 | 0-8 | .000 | 8-0 | .000 | 0-0 | .000 | 0 | 3 | 3 | 2.4 | 3 | 0 | 1 | 0 | 1 | 0 | 2.0 | |
| at Missouri Baptist | 11/30/10 | 17 | 3-4 | .750 | 0-0 | .000 | 1-2 | .500 | 3 | 2 | 5 | 2.8 | 1 | 0 | 0 | 1 | 0 | 7 | 2.8 | |
| CULVER-STOCKTON | 12/02/10 | 15 | 0-8 | .000 | 8-0 | .000 | 3-6 | .500 | 3 | 4 | 7 | 3.4 | 1 | 0 | 1 | 0 | 1 | 3 | 2.9 | |
| at Baker | 12/04/10 | 13 | 0-1 | .000 | 0-0 | .000 | 2-4 | .500 | 2 | 3 | 5 | 3.6 | 1 | 0 | 0 | 0 | 0 | 2 | 2.8 | |
| at Evangel | 12/05/10 | 9 | 0-8 | .000 | 8-0 | .000 | 0-0 | .000 | 0 | 4 | 4 | 3.7 | 2 | 0 | 0 | 0 | 0 | 0 | 2.4 | |
| at East-West | 12/14/10 | 10 | 1-2 | .500 | 0-0 | .000 | 1-2 | .500 | 3 | 2 | 5 | 3.8 | 0 | 0 | 0 | 0 | 0 | 3 | 2.5 | |
| vs Rocky Mountain | 12/17/10 | 18 | 0-2 | .000 | 8-0 | .000 | 0-0 | .000 | 0 | 3 | 3 | 3.7 | 0 | 1 | 1 | 0 | 1 | 0 | 2.3 | |
| at Robert Morris | 12/18/10 | 22 | 0-2 | .000 | 0-0 | .000 | 2-4 | .500 | 3 | 4 | 7 | 4.0 | 3 | 1 | 1 | 0 | 1 | 2 | 2.3 | |
| CENTRAL BIBLE | 01/03/11 | 11 | 1-1 | 1.000 | 8-0 | .000 | 1-2 | .500 | 0 | 4 | 4 | 4.8 | 0 | 0 | 0 | 0 | 0 | 3 | 2.3 | |
| MISSOURI VALLEY | 01/06/11 | 9 | 0-0 | .000 | 0-0 | .000 | 0-0 | .000 | 0 | 1 | 1 | 3.8 | 0 | 0 | 1 | 0 | 1 | 0 | 2.1 | |
| at Graceland | 01/08/11 | 9 | 1-2 | .500 | 8-0 | .000 | 0-0 | .000 | 0 | 1 | 1 | 3.6 | 1 | 0 | 1 | 0 | 0 | 2 | 2.1 | |
| at Avila | 01/10/11 | 30 | 6-7 | .857 | 0-0 | .000 | 2-5 | .400 | 3 | 4 | 7 | 3.8 | 1 | 1 | 0 | 1 | 1 | 14 | 2.9 | |
| CENTRAL METHODIST | 01/13/11 | 12 | 2-3 | .667 | 8-0 | .000 | 1-1 | 1.000 | 1 | 2 | 3 | 3.8 | 3 | 0 | 1 | 0 | 0 | 5 | 3.0 | |
| MIDAMERICA NAZARENE | 01/15/11 | 21 | 4-6 | .667 | 0-0 | .000 | 5-7 | .714 | 2 | 6 | 8 | 4.0 | 1 | 1 | 1 | 0 | 0 | 13 | 3.6 | |
| at William Jewell | 01/22/11 | 11 | 2-2 | 1.000 | 8-0 | .000 | 2-4 | .500 | 1 | 3 | 4 | 4.8 | 0 | 0 | 1 | 0 | 0 | 6 | 3.7 | |
| BENEDICTINE | 01/24/11 * | 29 | 7-11 | .636 | 0-0 | .000 | 2-3 | .667 | 5 | 10 | 15 | 4.6 | 1 | 0 | 1 | 1 | 0 | 16 | 4.3 | |
| at Culver-Stockton | 01/27/11 * | 23 | 6-8 | .750 | 8-0 | .000 | 4-6 | .800 | 3 | 5 | 8 | 4.7 | 1 | 1 | 2 | 0 | 0 | 16 | 4.9 | |
| BAKER | 01/29/11 * | 19 | 2-6 | .333 | 0-1 | .000 | 1-3 | .333 | 1 | 3 | 4 | 4.7 | 2 | 1 | 0 | 0 | 0 | 5 | 4.9 | |
| EVANGEL | 02/03/11 | 18 | 0-8 | .000 | 8-0 | .000 | 2-4 | .500 | 0 | 1 | 1 | 4.5 | 4 | 1 | 0 | 0 | 0 | 2 | 4.7 | |
| at Benedictine | 02/05/11 | 12 | 4-5 | .800 | 0-0 | .000 | 3-3 | 1.000 | 2 | 5 | 7 | 4.6 | 2 | 0 | 1 | 1 | 1 | 11 | 5.0 | |
| at Missouri Valley | 02/18/11 * | 23 | 2-3 | .667 | 8-0 | .000 | 4-7 | .571 | 1 | 2 | 3 | 4.6 | 1 | 1 | 0 | 0 | 0 | 8 | 5.1 | |
| GRACELAND | 02/12/11 * | 23 | 3-5 | .600 | 0-0 | .000 | 2-6 | .333 | 2 | 2 | 4 | 4.5 | 3 | 3 | 2 | 2 | 0 | 8 | 5.2 | |
| AVILA | 02/14/11 | 12 | 3-3 | 1.000 | 8-0 | .000 | 4-4 | 1.000 | 1 | 2 | 3 | 4.5 | 2 | 0 | 1 | 0 | 0 | 10 | 5.4 | |
| at Central Methodist | 02/17/11 | 17 | 4-6 | .667 | 0-0 | .000 | 1-3 | .333 | 0 | 4 | 4 | 4.5 | 0 | 2 | 0 | 1 | 0 | 9 | 5.5 | |
| at MidAmerica Nazarene | 02/19/11 | 19 | 2-3 | .667 | 8-0 | .000 | 0-0 | .000 | 2 | 0 | 2 | 4.4 | 2 | 0 | 1 | 1 | 1 | 4 | 5.5 | |
| WILLIAM JEWELL | 02/26/11 | 7 | 1-1 | 1.000 | 0-0 | .000 | 2-5 | .400 | 0 | 0 | 0 | 4.2 | 0 | 0 | 0 | 0 | 1 | 4 | 5.4 | |
| AVILA | 03/03/11 | 19 | 2-2 | 1.000 | 8-0 | .000 | 2-2 | 1.000 | 1 | 1 | 2 | 4.2 | 0 | 0 | 0 | 0 | 0 | 6 | 5.5 | |
| WILLIAM JEWELL | 03/05/11 | 12 | 0-3 | .000 | 0-0 | .000 | 2-2 | 1.000 | 1 | 2 | 3 | 4.1 | 1 | 0 | 1 | 0 | 0 | 2 | 6.8 | |
| at Evangel | 03/08/11 | 19 | 1-3 | .333 | 8-0 | .000 | 1-3 | .333 | 1 | 2 | 3 | 4.1 | 1 | 0 | 0 | 1 | 0 | 3 | 5.3 | |
| Totals | | 5 | 516 | 61-100 | .610 | 0-1 | .000 | 52-92 | .565 | 45 | 90 | 135 | 4.1 | 44 | 14 | 18 | 11 | 10 | 174 | 5.3 |





KRAMER SODERBERG 12

Season Highs

| | |
|---------------------|--------------------------|
| Points | 28 vs. Southern Nazarene |
| Field Goals | 9 - four times |
| 3-Point Field Goals | 5 vs. Benedictine |
| FT Made | 12 vs. Central Methodist |
| Rebounds | 6 - four times |
| Assists | 9 - two times |
| Blocks | 1 vs. Central Bible |
| Steals | 3 - two times |

Career Highs

| | |
|---------------------|--------------------------|
| Points | 28 vs. Southern Nazarene |
| Field Goals | 9 - four times |
| 3-Point Field Goals | 5 vs. Benedictine |
| FT Made | 12 vs. Central Methodist |
| Rebounds | 6 - four times |
| Assists | 9 - two times |
| Blocks | 1 vs. Central Bible |
| Steals | 3 - two times |

| Season | GP-GS | FG-FGA | PCT | 3FG-3FGA | PCT | FT-FTA | PCT | OR | DR | TOT | AVG | PF | FO | A | TO | BLK | STL | PTS | AVG. |
|---------|-------|---------|------|----------|------|---------|------|----|----|-----|-----|----|----|-----|----|-----|-----|-----|------|
| 2010-11 | 33-33 | 178-374 | .476 | 48-119 | .403 | 149-171 | .871 | 11 | 79 | 90 | 2.7 | 69 | 1 | 144 | 62 | 1 | 34 | 553 | 16.8 |

Lindenwood:

2010-11- First-team All-Conference ... one of two Lions to start every game ... ranks sixth in the NAIA in free throw percentage, 12th in assist-to-turnover ratio, 27th in assists per game, 39th in points per game, and 50th in field goal percentage ... in the HAAC, ranks first in free throw percentage, second in assists and assist-to-turnover ratio, fifth in scoring, and seventh in field goal percentage ... hit a last second game-winning jumper in the win over Graceland ... put Lindenwood ahead for good with under 30 seconds left in the win over Robert Morris ... has scored in double-figures in every game but six ... has 12 games with 20 or more points ... has led the team in scoring in 16 games and in assists in 23 contests ... leads the team in points, assists, free throw percentage, and field goals made, and is second in steals, made three-pointers, and made free throws.

Prior to Lindenwood:

Attended the University of Miami-Ohio ... in his freshman season he played in all but three games ... named Randy Gunlock Scholar-Athlete Award ... in his final season at Miami-Ohio he appeared in all of the RedHawks 32 games and also started five ... averaged 2.2 points.

High School:

Attended St. Charles West ... a two-time all-state selection ... earned conference player of the year honors three times and all-conference accolades four times ... tabbed the 2007-08 Gatorade Player of the Year in Missouri and also was named the Saint Louis Post Dispatch 2008 Player of the Year ... guided the Warriors to four conference titles, district championships in 2004-05 and 2007-08 and a Missouri State Class 4 final four appearance in 2007-08 ... as a senior, St. Charles West compiled a record of 30-2 ... a four-year letterwinner and three-time captain ... helped the Warriors to a combined 100-18 record during his prep career ... averaged 24.4 points per game and 4.6 assists per game while shooting 46 percent from 3-point range and 85.4 percent from the free-throw line as a senior.

Personal:

Son of Brad and Linda Soderberg ... has two siblings (Daley and Davis) ... majoring in mass communications.

KRAMER SODERBERG 12

2010-11 Game-by-Game Statistics

| Opponent | Date | pts | mins | Total | | 3-Pointers | | Free Throws | | Rebounds | | | | Stats | | | | | | | |
|------------------------|----------|-----|------|-------|---------|------------|--------|-------------|---------|----------|-----|-----|-----|-------|----|-----|-----|-----|-----|------|------|
| | | | | fg | pts | fg | pts | ft | pts | off | def | tot | avg | pf | a | ft | ast | pts | avg | | |
| MCHEMERE | 11/05/10 | * | 33 | 9-17 | .529 | 8-2 | .800 | 9-9 | 1.000 | 0 | 2 | 2 | 2.8 | 4 | 1 | 1 | 0 | 1 | 27 | 27.0 | |
| SOUTHERN NAZARENE | 11/06/10 | * | 38 | 8-13 | .615 | 1-4 | .250 | 11-13 | .846 | 0 | 3 | 3 | 2.5 | 4 | 5 | 3 | 0 | 0 | 28 | 27.5 | |
| MARYVILLE | 11/11/10 | * | 27 | 6-9 | .667 | 4-6 | .800 | 3-3 | 1.000 | 0 | 4 | 4 | 3.8 | 2 | 7 | 3 | 0 | 2 | 19 | 24.7 | |
| CONCORDIA SEMINARY | 11/12/10 | * | 10 | 2-3 | .667 | 0-0 | .000 | 0-1 | .000 | 1 | 1 | 2 | 2.8 | 0 | 4 | 0 | 0 | 1 | 4 | 19.5 | |
| MID-CONTINENT | 11/16/10 | * | 33 | 4-7 | .571 | 1-1 | 1.000 | 5-6 | 1.000 | 1 | 5 | 6 | 3.4 | 0 | 7 | 4 | 0 | 3 | 14 | 18.4 | |
| at Missouri Baptist | 11/30/10 | * | 19 | 3-11 | .273 | 0-2 | .000 | 3-3 | 1.000 | 0 | 2 | 2 | 3.2 | 5 | 6 | 1 | 0 | 1 | 9 | 16.8 | |
| CULVER-STOCKTON | 12/02/10 | * | 32 | 8-12 | .667 | 1-4 | .250 | 2-2 | 1.000 | 0 | 2 | 2 | 3.8 | 3 | 4 | 2 | 0 | 0 | 19 | 17.1 | |
| at Baker | 12/04/10 | * | 33 | 7-15 | .467 | 2-6 | .333 | 4-6 | .667 | 1 | 1 | 2 | 2.9 | 3 | 0 | 2 | 0 | 0 | 20 | 17.5 | |
| at Evangel | 12/09/10 | * | 28 | 2-9 | .222 | 1-4 | .250 | 9-9 | 1.000 | 0 | 0 | 0 | 2.6 | 3 | 3 | 3 | 0 | 1 | 14 | 17.1 | |
| at East-West | 12/14/10 | * | 35 | 6-14 | .429 | 0-6 | .000 | 2-3 | .667 | 1 | 2 | 3 | 2.6 | 1 | 7 | 3 | 0 | 1 | 14 | 16.8 | |
| vs Rocky Mountain | 12/17/10 | * | 34 | 7-9 | .778 | 4-4 | 1.000 | 7-8 | .875 | 0 | 2 | 2 | 2.5 | 3 | 6 | 2 | 0 | 2 | 25 | 17.5 | |
| at Robert Morris | 12/18/10 | * | 28 | 8-15 | .533 | 2-4 | .500 | 4-4 | 1.000 | 0 | 0 | 0 | 2.3 | 4 | 1 | 0 | 0 | 1 | 22 | 17.9 | |
| CENTRAL BIBLE | 01/03/11 | * | 27 | 2-11 | .182 | 0-3 | .000 | 3-3 | 1.000 | 1 | 1 | 2 | 2.3 | 1 | 2 | 2 | 1 | 1 | 7 | 17.1 | |
| MISSOURI VALLEY | 01/06/11 | * | 37 | 9-16 | .563 | 2-3 | .667 | 4-6 | .667 | 0 | 2 | 2 | 2.3 | 3 | 6 | 3 | 0 | 1 | 24 | 17.6 | |
| at Graceland | 01/09/11 | * | 35 | 9-15 | .600 | 3-7 | .429 | 6-6 | 1.000 | 0 | 2 | 2 | 2.3 | 2 | 4 | 1 | 0 | 2 | 27 | 18.2 | |
| at Avila | 01/10/11 | * | 33 | 5-13 | .385 | 1-3 | .333 | 7-8 | .875 | 0 | 6 | 6 | 2.5 | 1 | 5 | 0 | 0 | 0 | 18 | 18.2 | |
| CENTRAL METHODIST | 01/13/11 | * | 34 | 2-4 | .500 | 0-1 | .000 | 12-14 | .857 | 0 | 2 | 2 | 2.5 | 2 | 5 | 2 | 0 | 0 | 16 | 18.1 | |
| MIDAMERICA NAZARENE | 01/15/11 | * | 28 | 5-7 | .714 | 0-0 | .000 | 5-5 | 1.000 | 0 | 2 | 2 | 2.4 | 1 | 9 | 1 | 0 | 1 | 15 | 17.9 | |
| at William Jewell | 01/22/11 | * | 25 | 3-9 | .333 | 0-1 | .000 | 2-2 | 1.000 | 0 | 3 | 3 | 2.5 | 3 | 1 | 1 | 0 | 0 | 8 | 17.4 | |
| BENEDICTINE | 01/24/11 | * | 37 | 5-12 | .417 | 2-3 | .667 | 2-3 | .667 | 1 | 5 | 6 | 2.7 | 1 | 1 | 4 | 0 | 2 | 14 | 17.2 | |
| at Culver-Stockton | 01/27/11 | * | 24 | 4-8 | .500 | 0-2 | .000 | 3-4 | .750 | 0 | 2 | 2 | 2.6 | 4 | 2 | 0 | 0 | 1 | 11 | 16.9 | |
| BAKER | 01/29/11 | * | 28 | 5-11 | .455 | 2-4 | .500 | 0-0 | .000 | 0 | 1 | 1 | 2.5 | 1 | 4 | 1 | 0 | 3 | 12 | 16.7 | |
| EVANGEL | 02/03/11 | * | 37 | 4-11 | .364 | 0-4 | .000 | 2-2 | 1.000 | 0 | 6 | 6 | 2.7 | 1 | 4 | 6 | 0 | 1 | 10 | 16.4 | |
| at Benedictine | 02/05/11 | * | 33 | 8-15 | .533 | 5-6 | .833 | 2-2 | 1.000 | 1 | 1 | 2 | 2.7 | 2 | 4 | 1 | 0 | 0 | 23 | 16.7 | |
| at Missouri Valley | 02/10/11 | * | 34 | 2-6 | .333 | 0-1 | .000 | 8-8 | 1.000 | 0 | 5 | 5 | 2.8 | 1 | 3 | 3 | 0 | 1 | 12 | 16.5 | |
| GRACELAND | 02/12/11 | * | 26 | 7-13 | .538 | 4-6 | .667 | 2-3 | .667 | 0 | 3 | 3 | 2.8 | 1 | 4 | 1 | 0 | 1 | 20 | 16.6 | |
| AVILA | 02/14/11 | * | 26 | 3-18 | .300 | 2-4 | .500 | 1-2 | .500 | 1 | 1 | 2 | 2.7 | 0 | 8 | 0 | 0 | 0 | 9 | 16.3 | |
| at Central Methodist | 02/17/11 | * | 34 | 7-16 | .438 | 2-5 | .400 | 7-9 | .778 | 1 | 4 | 5 | 2.8 | 0 | 4 | 1 | 0 | 0 | 23 | 16.6 | |
| at MidAmerica Nazarene | 02/19/11 | * | 37 | 6-12 | .500 | 2-4 | .500 | 9-13 | .692 | 1 | 2 | 3 | 2.8 | 4 | 9 | 1 | 0 | 1 | 23 | 16.8 | |
| WILLIAM JEWELL | 02/26/11 | * | 31 | 5-15 | .333 | 1-5 | .200 | 5-5 | 1.000 | 0 | 1 | 1 | 2.8 | 4 | 2 | 3 | 0 | 3 | 16 | 16.8 | |
| AVILA | 03/03/11 | * | 29 | 9-13 | .692 | 3-6 | .500 | 2-2 | 1.000 | 0 | 2 | 2 | 2.7 | 2 | 6 | 3 | 0 | 1 | 23 | 17.0 | |
| WILLIAM JEWELL | 03/06/11 | * | 32 | 6-12 | .500 | 2-4 | .500 | 6-6 | 1.000 | 1 | 2 | 3 | 2.8 | 1 | 6 | 2 | 0 | 2 | 18 | 17.0 | |
| at Evangel | 03/08/11 | * | 31 | 3-11 | .273 | 1-6 | .200 | 2-2 | 1.000 | 0 | 2 | 2 | 2.7 | 2 | 5 | 2 | 0 | 0 | 9 | 16.8 | |
| Totals | | | 33 | 1008 | 178-374 | .476 | 48-119 | .403 | 149-171 | .871 | 11 | 79 | 90 | 2.7 | 69 | 144 | 62 | 1 | 34 | 553 | 16.8 |





MICHAEL BOOS

21

Season Highs

| | |
|---------------------|------------------------|
| Points | 21 vs. Avila |
| Field Goals | 6 - two times |
| 3-Point Field Goals | 5 - two times |
| FT Made | 4 vs. Avila |
| Rebounds | 4 vs. Baker |
| Assists | 3 vs. Missouri Baptist |
| Blocks | 0 |
| Steals | 2 - three times |

Career Highs

| | |
|---------------------|------------------------|
| Points | 21 vs. Avila |
| Field Goals | 6 - two times |
| 3-Point Field Goals | 5 - two times |
| FT Made | 4 vs. Avila |
| Rebounds | 4 vs. Baker |
| Assists | 3 vs. Missouri Baptist |
| Blocks | 0 |
| Steals | 2 - three times |

| Season | GP-GS | FG-FGA | PCT | 3FG-3FGA | PCT | FT-FTA | PCT | OR | DR | TOT | AVG | PF | FO | A | TO | BLK | STL | PTS | AVG. |
|---------|-------|--------|------|----------|------|--------|------|----|----|-----|-----|----|----|----|----|-----|-----|-----|------|
| 2010-11 | 33-2 | 65-146 | .445 | 45-96 | .469 | 17-23 | .739 | 6 | 27 | 33 | 1.0 | 42 | 0 | 21 | 36 | 0 | 14 | 192 | 5.8 |

Lindenwood:

2010-11- As a true freshman, appeared in all 33 games ... received two starts late in the season after an injury to guard Alex Bazzell ... third on the team with 45 three-pointers and second on the team with a .469 three-point percentage ... has scored in double-figures nine times, including a season-high 21 against Avila ... has hit multiple three-pointers in 11 games ... has collected 33 rebounds, 21 assists, and 14 steals ... in an eight-game span during the conference season, averaged 11.0 points and shot 58.3 percent from three-point range ... the top freshman three-point shooter in the HAAC and ranked second among freshmen in the conference in scoring.

High School:

Attended Sun Prairie ... led the team with 13.4 points a game last season and also averaged four rebounds, four assists, and three steals a game ... helped the squad go 15-10 and advance to the state sectional semifinals ... he was a first-team all-conference and all-area, an honorable mention all-state selection, and a Wisconsin Basketball Coaches Association all-star ... during his career, Boos scored 887 points and dished out 270 assists ... he also played for the Wisconsin Force AAU team.

MICHAEL BOOS

21

2010-11 Game-by-Game Statistics

| Opponent | Date | pts | mins | Total | | 3-Pointers | | Free Throws | | Rebounds | | | | | pts | avg | | | | |
|------------------------|----------|-----|------|--------|-------|------------|-------|-------------|-------|----------|-----|-----|-----|----|-----|-----|---|----|-----|-----|
| | | | | fg | pta | fg | pta | ft | fta | off | def | tot | avg | pf | | | a | to | blk | stl |
| NICHOLS | 11/05/10 | 28 | | 2-4 | .500 | 1-1 | 1.000 | 1-2 | .500 | 0 | 1 | 1 | 1.8 | 1 | 0 | 0 | 0 | 0 | 5 | 6.8 |
| SOUTHERN NAZARENE | 11/06/10 | 16 | | 1-3 | .333 | 0-1 | .000 | 0-0 | .000 | 0 | 1 | 1 | 1.0 | 2 | 1 | 1 | 0 | 0 | 2 | 4.0 |
| MARYVILLE | 11/11/10 | 19 | | 6-9 | .667 | 5-6 | .833 | 0-0 | .000 | 0 | 0 | 0 | 0.7 | 2 | 2 | 1 | 0 | 0 | 17 | 8.3 |
| CONCORDIA SEMINARY | 11/12/10 | 19 | | 1-9 | .111 | 1-6 | .167 | 1-2 | .500 | 0 | 0 | 0 | 0.5 | 0 | 0 | 0 | 0 | 1 | 4 | 7.3 |
| MID-CONTINENT | 11/16/10 | 14 | | 3-3 | 1.000 | 2-2 | 1.000 | 0-0 | .000 | 0 | 0 | 0 | 0.4 | 2 | 0 | 1 | 0 | 0 | 8 | 7.4 |
| at Missouri Baptist | 11/30/10 | 27 | | 2-6 | .333 | 1-3 | .333 | 2-2 | 1.000 | 1 | 1 | 2 | 0.7 | 4 | 3 | 0 | 0 | 0 | 7 | 7.3 |
| CULVER-STOCKTON | 12/02/10 | 13 | | 1-4 | .250 | 1-3 | .333 | 0-0 | .000 | 0 | 0 | 0 | 0.5 | 3 | 2 | 1 | 0 | 1 | 3 | 6.7 |
| at Baker | 12/04/10 | 11 | | 1-1 | 1.000 | 1-1 | 1.000 | 0-0 | .000 | 0 | 2 | 2 | 0.8 | 0 | 0 | 1 | 0 | 0 | 3 | 6.3 |
| at Evangel | 12/05/10 | 19 | | 2-5 | .400 | 2-4 | .500 | 1-2 | .500 | 0 | 0 | 0 | 0.7 | 1 | 0 | 1 | 0 | 0 | 7 | 6.3 |
| at East-West | 12/14/10 | 12 | | 1-4 | .250 | 1-3 | .333 | 0-0 | .000 | 0 | 0 | 0 | 0.6 | 1 | 0 | 3 | 0 | 0 | 3 | 6.0 |
| vs Rocky Mountain | 12/17/10 | 14 | | 3-4 | .750 | 2-2 | 1.000 | 0-0 | .000 | 0 | 1 | 1 | 0.6 | 2 | 2 | 3 | 0 | 1 | 8 | 6.2 |
| at Robert Morris | 12/18/10 | 18 | | 1-4 | .250 | 1-3 | .333 | 0-0 | .000 | 0 | 0 | 0 | 0.6 | 1 | 1 | 3 | 0 | 0 | 3 | 5.9 |
| CENTRAL BIBLE | 01/03/11 | 28 | | 4-7 | .571 | 1-3 | .333 | 1-1 | 1.000 | 2 | 0 | 2 | 0.7 | 3 | 1 | 1 | 0 | 1 | 10 | 6.2 |
| MISSOURI VALLEY | 01/06/11 | 8 | | 1-4 | .250 | 0-3 | .000 | 0-0 | .000 | 0 | 0 | 0 | 0.6 | 0 | 1 | 0 | 0 | 0 | 2 | 5.9 |
| at Graceland | 01/08/11 | 7 | | 0-1 | .000 | 0-1 | .000 | 0-0 | .000 | 0 | 0 | 0 | 0.5 | 3 | 0 | 0 | 0 | 0 | 0 | 5.5 |
| at Avila | 01/10/11 | 17 | | 0-2 | .000 | 0-2 | .000 | 0-0 | .000 | 0 | 1 | 1 | 0.6 | 1 | 1 | 2 | 0 | 0 | 0 | 5.2 |
| CENTRAL METHODIST | 01/13/11 | 11 | | 0-1 | .000 | 0-1 | .000 | 0-0 | .000 | 1 | 1 | 2 | 0.7 | 0 | 0 | 2 | 0 | 0 | 0 | 4.9 |
| MIDAMERICA NAZARENE | 01/15/11 | 23 | | 5-8 | .625 | 4-6 | .667 | 0-0 | .000 | 0 | 2 | 2 | 0.8 | 1 | 1 | 0 | 0 | 2 | 14 | 5.4 |
| at William Jewell | 01/22/11 | 25 | | 0-4 | .000 | 0-3 | .000 | 2-2 | 1.000 | 0 | 0 | 0 | 0.7 | 2 | 2 | 1 | 0 | 0 | 2 | 5.2 |
| BENEDICTINE | 01/24/11 | 13 | | 0-4 | .000 | 0-1 | .000 | 0-0 | .000 | 0 | 1 | 1 | 0.8 | 0 | 1 | 0 | 0 | 0 | 0 | 5.0 |
| at Culver-Stockton | 01/27/11 | 25 | | 4-9 | .444 | 3-6 | .500 | 0-3 | .000 | 0 | 1 | 1 | 0.8 | 2 | 1 | 0 | 0 | 2 | 11 | 5.2 |
| BAKER | 01/29/11 | 20 | | 5-8 | .625 | 3-6 | .500 | 1-1 | 1.000 | 1 | 3 | 4 | 0.9 | 0 | 0 | 1 | 0 | 1 | 14 | 5.6 |
| EVANGEL | 02/03/11 | 21 | | 4-5 | .800 | 3-3 | 1.000 | 0-0 | .000 | 0 | 0 | 0 | 0.5 | 2 | 0 | 1 | 0 | 0 | 11 | 5.9 |
| at Benedictine | 02/05/11 | 12 | | 1-4 | .250 | 0-3 | .000 | 0-0 | .000 | 0 | 3 | 3 | 1.0 | 2 | 0 | 0 | 0 | 0 | 2 | 5.7 |
| at Missouri Valley | 02/10/11 | 13 | | 2-4 | .500 | 1-3 | .333 | 0-0 | .000 | 0 | 3 | 3 | 1.0 | 2 | 0 | 3 | 0 | 1 | 5 | 5.7 |
| GRACELAND | 02/12/11 | 16 | | 4-6 | .667 | 4-6 | .667 | 2-2 | 1.000 | 0 | 1 | 1 | 1.0 | 1 | 0 | 0 | 0 | 0 | 14 | 6.0 |
| AVILA | 02/14/11 | 23 | | 6-8 | .750 | 5-7 | .714 | 4-4 | 1.000 | 1 | 1 | 2 | 1.1 | 0 | 0 | 1 | 0 | 0 | 21 | 6.6 |
| at Central Methodist | 02/17/11 | * | 24 | 4-5 | .800 | 2-3 | .667 | 0-0 | .000 | 0 | 2 | 2 | 1.1 | 2 | 1 | 3 | 0 | 2 | 10 | 6.7 |
| at MidAmerica Nazarene | 02/19/11 | * | 18 | 0-5 | .000 | 0-3 | .000 | 2-2 | 1.000 | 0 | 1 | 1 | 1.1 | 1 | 0 | 1 | 0 | 1 | 2 | 6.5 |
| WILLIAM JEWELL | 02/26/11 | 20 | | 0-3 | .000 | 0-1 | .000 | 0-0 | .000 | 0 | 1 | 1 | 1.1 | 1 | 0 | 1 | 0 | 0 | 0 | 6.3 |
| AVILA | 03/03/11 | 12 | | 1-1 | 1.000 | 1-1 | 1.000 | 0-0 | .000 | 0 | 0 | 0 | 1.1 | 0 | 0 | 2 | 0 | 1 | 3 | 6.2 |
| WILLIAM JEWELL | 03/05/11 | 6 | | 0-0 | .000 | 0-0 | .000 | 0-0 | .000 | 0 | 0 | 0 | 1.0 | 0 | 1 | 1 | 0 | 0 | 0 | 6.0 |
| at Evangel | 03/08/11 | 4 | | 0-1 | .000 | 0-0 | .000 | 0-0 | .000 | 0 | 0 | 0 | 1.0 | 0 | 0 | 1 | 0 | 0 | 0 | 5.8 |
| Totals | | 2 | 541 | 65-146 | .445 | 45-96 | .469 | 17-23 | .739 | 6 | 27 | 33 | 1.0 | 42 | 21 | 36 | 0 | 14 | 192 | 5.8 |





BRANDON KUNKEL 23

Season Highs

| | |
|---------------------|---------------------------|
| Points | 10 vs. Concordia Seminary |
| Field Goals | 3 - three times |
| 3-Point Field Goals | 3 vs. Missouri Baptist |
| FT Made | 3 vs. Central Bible |
| Rebounds | 3 vs. Avila |
| Assists | 3 vs. Missouri Baptist |
| Blocks | 1 - two times |
| Steals | 1 - seven times |

Career Highs

| | |
|---------------------|-------------------|
| Points | 21 vs. Columbia |
| Field Goals | 7 vs. Columbia |
| 3-Point Field Goals | 5 - two times |
| FT Made | 4 vs. Benedictine |
| Rebounds | 4 - two times |
| Assists | 4 - two times |
| Blocks | 1 - two times |
| Steals | 2 - two times |

| Season | GP-GS | FG-FGA | PCT | 3FG-3FGA | PCT | FT-FTA | PCT | OR | DR | TOT | AVG | PF | FO | A | TO | BLK | STL | PTS | AVG. |
|---------|-------|---------|------|----------|------|--------|-------|----|----|-----|-----|-----|----|----|----|-----|-----|-----|------|
| 2008-09 | 32-6 | 66-175 | .377 | 47-118 | .398 | 36-42 | .857 | 8 | 25 | 33 | 1.0 | 48 | 1 | 31 | 27 | 0 | 12 | 215 | 6.7 |
| 2009-10 | 29-3 | 57-137 | .416 | 39-104 | .375 | 11-20 | .550 | 1 | 26 | 27 | 0.9 | 31 | 0 | 14 | 22 | 0 | 7 | 164 | 5.7 |
| 2010-11 | 30-0 | 25-81 | .309 | 23-74 | .311 | 5-5 | 1.000 | 4 | 16 | 20 | 0.7 | 28 | 0 | 19 | 7 | 2 | 7 | 78 | 2.6 |
| Career | 91-9 | 148-393 | .377 | 109-296 | .368 | 52-67 | .776 | 13 | 67 | 80 | 0.9 | 107 | 1 | 64 | 56 | 2 | 26 | 457 | 5.0 |

Lindenwood:

Career- Has played in 91 of 98 games during his Lindenwood career ... surpassed 100 career three-pointers this season ... has a 1.1 assist-to-turnover ratio ... has 16 double-figure scoring game.

2010-11- Played in 30 games off the bench ... has made at least one three-pointer in 15 games ... ranks fifth on the team in three-pointers per game ... has scored in double-figures once ... leads the HAAC in assist-to-turnover ratio ... averaging just one turnover every 52.1 minutes ... best conference game this season was making three of four shots from the field and scoring eight points against Baker ... over the last 11 games of the season, hit at least one three-pointer in eighth of the contests.

2009-10- Played in 29 games and started three ... averaged 16.7 minutes of playing time ... scored 5.7 points a night ... recorded five games of ten or more points ... had three straight double digit scoring games in the early portion of the schedule ... scored a season-high 21 points in a game against Columbia ... was also 5-for-6 from behind the three-point line against Columbia ... made at least one three-pointer in all but five games he appeared in.

2008-09- Appeared in every game as a freshman, including six starts ... averaged 6.7 points ... also recorded 33 rebounds, 31 assists, and 12 steals ... second on the team with 40 three-pointers ... had 10 double-figure scoring games, including a season-high 19 against Evangel ... had five three-pointers in that Evangel contest ... made 85.7 percent of his free throws ... led the team in scoring in two games.

High School:

Two-time Illinois All-State performer ... also named to the all-conference and all-area squads two times ... played in the Illinois All-Star Game.

Personal:

The son of Mike and Karen Kunkel ... has three siblings (Andrea, Adam, and Monica) ... a sports management major.

BRANDON KUNKEL 23

2010-11 Game-by-Game Statistics

| Opponent | Date | pts | mins | Total | | 3-Pointers | | Free Throws | | Rebounds | | | | pf | a | fto | blk | stl | pts | avg |
|------------------------|----------|----------|------------|--------------|-------------|--------------|-------------|-------------|--------------|----------|-----------|-----------|------------|-----------|-----------|----------|----------|----------|-----------|------------|
| | | | | fg | fgp | ft | ftp | off | def | tot | avg | | | | | | | | | |
| NICHENOREE | 11/05/10 | 8 | 0-3 | .000 | 8-2 | .000 | 0-0 | .000 | 0 | 1 | 1 | 1.8 | 0 | 0 | 0 | 0 | 0 | 0 | 0 | 0.0 |
| SOUTHERN NAZARENE | 11/06/10 | 5 | 0-2 | .000 | 0-1 | .000 | 0-0 | .000 | 0 | 0 | 0 | 0.5 | 0 | 0 | 0 | 0 | 0 | 0 | 0 | 0.0 |
| MARYVILLE | 11/11/10 | 18 | 0-5 | .000 | 8-5 | .000 | 0-0 | .000 | 0 | 0 | 0 | 0.3 | 1 | 2 | 0 | 0 | 0 | 0 | 0 | 0.0 |
| CONCORDIA SEMINARY | 11/12/10 | 23 | 3-5 | .600 | 2-4 | .500 | 2-2 | 1.000 | 0 | 1 | 1 | 0.5 | 0 | 2 | 1 | 0 | 0 | 10 | 2.5 | |
| MID-CONTINENT | 11/16/10 | 9 | 0-3 | .000 | 8-2 | .000 | 0-0 | .000 | 0 | 1 | 1 | 0.5 | 0 | 1 | 0 | 0 | 1 | 0 | 0 | 2.0 |
| at Missouri Baptist | 11/30/10 | 21 | 3-6 | .500 | 3-6 | .500 | 0-0 | .000 | 0 | 1 | 1 | 0.7 | 2 | 3 | 0 | 0 | 1 | 0 | 1 | 3.2 |
| CULVER-STOCKTON | 12/02/10 | 13 | 1-4 | .250 | 1-4 | .250 | 0-0 | .000 | 0 | 0 | 0 | 0.5 | 1 | 0 | 0 | 0 | 1 | 3 | 3.1 | |
| at Baker | 12/04/10 | 13 | 0-2 | .000 | 0-2 | .000 | 0-0 | .000 | 0 | 0 | 0 | 0.5 | 1 | 0 | 0 | 0 | 0 | 0 | 0 | 2.8 |
| at Evangel | 12/05/10 | 8 | 0-2 | .000 | 8-2 | .000 | 0-0 | .000 | 0 | 2 | 2 | 0.7 | 2 | 0 | 0 | 0 | 0 | 0 | 0 | 2.4 |
| at East-West | 12/14/10 | 9 | 0-2 | .000 | 0-2 | .000 | 0-0 | .000 | 0 | 0 | 0 | 0.6 | 1 | 0 | 1 | 0 | 0 | 0 | 0 | 2.2 |
| vs Rocky Mountain | 12/17/10 | 6 | 0-8 | .000 | 8-0 | .000 | 0-0 | .000 | 0 | 0 | 0 | 0.5 | 2 | 1 | 0 | 0 | 0 | 0 | 0 | 2.0 |
| CENTRAL BIBLE | 01/03/11 | 17 | 1-2 | .500 | 1-2 | .500 | 3-3 | 1.000 | 0 | 0 | 0 | 0.5 | 0 | 0 | 0 | 0 | 0 | 6 | 2.3 | |
| at Concordia | 01/08/11 | 5 | 1-4 | .250 | 1-4 | .250 | 0-0 | .000 | 0 | 0 | 0 | 0.5 | 0 | 1 | 0 | 0 | 0 | 3 | 2.4 | |
| at Avila | 01/10/11 | 8 | 0-1 | .000 | 0-1 | .000 | 0-0 | .000 | 0 | 2 | 2 | 0.6 | 1 | 2 | 0 | 0 | 1 | 0 | 2.2 | |
| CENTRAL METHODIST | 01/13/11 | 5 | 0-8 | .000 | 8-0 | .000 | 0-0 | .000 | 0 | 0 | 0 | 0.5 | 0 | 0 | 0 | 0 | 1 | 0 | 2.1 | |
| MIDAMERICA NAZARENE | 01/15/11 | 14 | 2-4 | .500 | 2-3 | .667 | 0-0 | .000 | 2 | 0 | 2 | 0.6 | 3 | 1 | 0 | 0 | 0 | 6 | 2.3 | |
| at William Jewell | 01/22/11 | 9 | 2-2 | 1.000 | 2-2 | 1.000 | 0-0 | .000 | 0 | 0 | 0 | 0.5 | 0 | 0 | 0 | 0 | 0 | 5 | 2.5 | |
| BENEDICTINE | 01/24/11 | 3 | 0-0 | .000 | 0-0 | .000 | 0-0 | .000 | 0 | 0 | 0 | 0.6 | 1 | 0 | 1 | 0 | 0 | 0 | 2.4 | |
| BAKER | 01/29/11 | 17 | 3-4 | .750 | 2-3 | .667 | 0-0 | .000 | 0 | 0 | 0 | 0.5 | 0 | 1 | 0 | 0 | 0 | 4 | 2.7 | |
| EVANGEL | 02/03/11 | 9 | 0-1 | .000 | 0-1 | .000 | 0-0 | .000 | 0 | 0 | 0 | 0.5 | 0 | 1 | 0 | 0 | 1 | 0 | 2.6 | |
| at Benedictine | 02/05/11 | 18 | 1-4 | .250 | 1-3 | .333 | 0-0 | .000 | 0 | 2 | 2 | 0.6 | 1 | 0 | 0 | 1 | 0 | 3 | 2.6 | |
| at Missouri Valley | 02/10/11 | 17 | 1-3 | .333 | 1-3 | .333 | 0-0 | .000 | 0 | 1 | 1 | 0.6 | 0 | 1 | 1 | 0 | 0 | 3 | 2.6 | |
| GRACELAND | 02/12/11 | 17 | 2-5 | .400 | 2-5 | .400 | 0-0 | .000 | 0 | 1 | 1 | 0.6 | 1 | 0 | 0 | 0 | 0 | 5 | 2.7 | |
| AVILA | 02/14/11 | 15 | 1-4 | .250 | 1-4 | .250 | 0-0 | .000 | 1 | 2 | 3 | 0.7 | 2 | 0 | 0 | 0 | 0 | 3 | 2.8 | |
| at Central Methodist | 02/17/11 | 25 | 0-1 | .000 | 8-1 | .000 | 0-0 | .000 | 0 | 0 | 0 | 0.7 | 2 | 0 | 1 | 1 | 0 | 0 | 2.6 | |
| at MidAmerica Nazarene | 02/19/11 | 17 | 2-5 | .400 | 2-4 | .500 | 0-0 | .000 | 0 | 0 | 0 | 0.7 | 3 | 0 | 0 | 0 | 0 | 6 | 2.8 | |
| WILLIAM JEWELL | 02/26/11 | 5 | 0-8 | .000 | 8-0 | .000 | 0-0 | .000 | 0 | 0 | 0 | 0.5 | 0 | 0 | 0 | 0 | 0 | 0 | 2.7 | |
| AVILA | 03/03/11 | 12 | 1-3 | .333 | 1-3 | .333 | 0-0 | .000 | 0 | 1 | 1 | 0.6 | 3 | 1 | 1 | 0 | 0 | 3 | 2.7 | |
| WILLIAM JEWELL | 03/05/11 | 13 | 1-2 | .500 | 1-2 | .500 | 0-0 | .000 | 0 | 0 | 0 | 0.5 | 1 | 0 | 1 | 0 | 0 | 3 | 2.7 | |
| at Evangel | 03/08/11 | 13 | 0-3 | .000 | 0-3 | .000 | 0-0 | .000 | 1 | 1 | 2 | 0.7 | 0 | 2 | 0 | 0 | 1 | 0 | 2.6 | |
| Totals | | 0 | 365 | 25-81 | .309 | 23-74 | .311 | 5-6 | 1.000 | 4 | 16 | 20 | 0.7 | 28 | 19 | 7 | 2 | 7 | 78 | 2.6 |





RICHARD ROSE

24

Season Highs

| | |
|---------------------|------------------------|
| Points | 27 vs. Graceland |
| Field Goals | 9 - two times |
| 3-Point Field Goals | 7 - two times |
| FT Made | 9 vs. Evangel |
| Rebounds | 7 - two times |
| Assists | 3 - three times |
| Blocks | 1 vs. Missouri Baptist |
| Steals | 4 vs. Rocky Mountain |

Career Highs

| | |
|---------------------|-----------------------|
| Points | 37 vs. Life |
| Field Goals | 10 vs. Life |
| 3-Point Field Goals | 7 - two times |
| FT Made | 14 vs. Life |
| Rebounds | 9 vs. Missouri Valley |
| Assists | 6 vs. Life |
| Blocks | 1 - nine times |
| Steals | 4 - three times |

| Season | GP-GS | FG-FGA | PCT | 3FG-3FGA | PCT | FT-FTA | PCT | OR | DR | TOT | AVG | PF | FO | A | TO | BLK | STL | PTS | AVG. |
|---------|---------|----------|------|----------|------|---------|------|----|-----|-----|-----|-----|----|-----|-----|-----|-----|------|------|
| 2007-08 | 31-29 | 105-244 | .430 | 55-133 | .414 | 52-72 | .722 | 20 | 43 | 63 | 2.0 | 23 | 0 | 35 | 22 | 1 | 24 | 317 | 10.2 |
| 2008-09 | 32-32 | 121-289 | .419 | 40-111 | .360 | 130-163 | .798 | 20 | 72 | 92 | 2.9 | 27 | 0 | 39 | 49 | 5 | 40 | 412 | 12.9 |
| 2009-10 | 32-28 | 133-320 | .416 | 50-129 | .388 | 133-156 | .853 | 23 | 62 | 85 | 2.7 | 37 | 0 | 47 | 56 | 2 | 38 | 449 | 14.0 |
| 2010-11 | 33-33 | 138-288 | .479 | 89-175 | .509 | 82-97 | .845 | 18 | 70 | 88 | 2.7 | 41 | 0 | 46 | 29 | 1 | 41 | 447 | 13.5 |
| Career | 128-122 | 497-1141 | .436 | 234-548 | .427 | 397-488 | .814 | 81 | 247 | 328 | 2.6 | 128 | 0 | 167 | 156 | 9 | 143 | 1625 | 12.7 |

Lindenwood:

Career- Three-time All-HAAC ... third all-time at Lindenwood in career scoring, and also among the leaders in three-pointers and free throws ... has appeared in 128 games as a Lion which includes 122 starts ... has averaged 12.7 points ... has compiled 1,625 points, 328 rebounds, 167 assists, and 143 steals ... has made 234 career three-pointers ... is a career 81.4% free throw shooter ... has made 42.7% of his three pointers ... has a career-high 37 point game ... has scored double figures 83 times and has led the team in scoring 28 times.

2010-11- Second-Team All-HAAC ... One of two Lions to start all 33 games ... the top three-point shooter in the NAIA, ranking 18th in three-pointers per game and first in three-point percentage ... ranks first in the HAAC in three-point percentage, second in three-pointers per game, and 12th in scoring, steals average, and assist-to-turnover ratio ... has hit at least one three-pointer in 28 of 33 games, including multiple three-pointers in 23 games ... leads the team in steals, three-pointers made, and three-point percentage, is second in free throw percentage, and third in assists, and field goals made ... had a season-high 27 points against Graceland ... has twice hit seven three-pointers in a game ... has scored in double-figures in 23 games, including six games with 20 or more points ... has led the team in scoring seven times.

2009-10- Honorable Mention All-HAAC ... appeared in 32 games with 28 starts ... led the team in scoring with 14 points a game ... connected on 50 three-pointers ... was one of the team's leading free throw shooter (85%) ... averaged 2.2 rebounds a game and accumulated 47 assists and 38 steals ... played an average of 31 minutes a game ... scored a career-high 37 points in a win over Life University ... made a pair of free throws with under a second to play to beat the then No. 1 team in the country Robert Morris ... compiled 22 games of at least ten points and led the team in scoring 15 times.

2008-09- Honorable Mention All-HAAC ... one of two Lions to start all 32 games ... finished second on the team with 12.9 points a game ... team's top free throw shooter, going to the line 163 times and making 130 ... led the team in steals and was third in assists ... ranked 36th in the NAIA with a .798 free throw percentage ... scored in double-figures a team-high 24 times ... had two games with 20+ points, including a season-high 27 versus Avila ... led the team in scoring six times and in steals 17 times ... made at least one three-pointer in 25 games ... had a season-best nine rebounds versus Missouri Valley.

2007-08- As a freshman, played in 31 games, including 29 starts ... third on the team with a 10.2 scoring average ... second on the team with 55 three-pointers and 24 steals ... also collected 63 rebounds and 35 assists ... had 14 double-figure scoring games, including two with 20 or more points.

High School:

First-team All-State ... three-time first-team all-district and all-conference selection ... two-time Lincoln County Player of the Year.

Personal:

The son of Chuck and LaDonna Rose ... a history major.

RICHARD ROSE

24

2010-11 Game-by-Game Statistics

| Opponent | Date | pts | min | Total | | 3-Pointers | | Free Throws | | Rebounds | | | pf | a | fto | blk | stl | pts | avg | |
|------------------------|----------|------|-----|---------|------|------------|------|-------------|-------|----------|-----|-----|-----|----|-----|-----|-----|-----|-----|------|
| | | | | fg | fgp | 3fg | 3fgp | ft | ftp | off | def | tot | | | | | | | | |
| MCRENDREE | 11/05/10 | * 28 | | 2-6 | .333 | 8-11 | .727 | 6-6 | 1.000 | 0 | 3 | 3 | 3.0 | 1 | 0 | 1 | 0 | 1 | 10 | 10.0 |
| SOUTHERN NAZARENE | 11/06/10 | * 32 | | 4-7 | .571 | 3-5 | .600 | 0-0 | .000 | 0 | 3 | 3 | 3.0 | 2 | 1 | 1 | 0 | 1 | 11 | 10.5 |
| MARYVILLE | 11/11/10 | * 26 | | 3-8 | .375 | 2-4 | .500 | 2-2 | 1.000 | 1 | 1 | 2 | 2.7 | 1 | 2 | 0 | 0 | 1 | 10 | 10.3 |
| CONCORDIA SEMINARY | 11/12/10 | * 10 | | 6-7 | .857 | 2-3 | .667 | 0-0 | .000 | 0 | 0 | 0 | 2.0 | 0 | 0 | 1 | 0 | 2 | 14 | 11.3 |
| MID-CONTINENT | 11/16/10 | * 34 | | 7-16 | .438 | 7-13 | .538 | 4-4 | 1.000 | 1 | 2 | 3 | 2.2 | 1 | 1 | 0 | 0 | 0 | 25 | 14.0 |
| at Missouri Baptist | 11/30/10 | * 17 | | 2-8 | .250 | 0-2 | .000 | 0-0 | .000 | 0 | 1 | 1 | 2.0 | 1 | 2 | 1 | 1 | 0 | 4 | 12.3 |
| CULVER-STOCKTON | 12/02/10 | * 32 | | 6-8 | .750 | 4-6 | .667 | 1-2 | .500 | 0 | 4 | 4 | 2.3 | 1 | 2 | 1 | 0 | 1 | 17 | 13.0 |
| at Baker | 12/04/10 | * 34 | | 4-8 | .500 | 2-5 | .400 | 3-5 | .600 | 0 | 3 | 3 | 2.4 | 1 | 0 | 1 | 0 | 2 | 13 | 13.0 |
| at Evangel | 12/09/10 | * 31 | | 5-6 | .833 | 4-5 | .800 | 3-4 | .750 | 0 | 4 | 4 | 2.6 | 2 | 3 | 1 | 0 | 0 | 17 | 13.4 |
| at East-West | 12/14/10 | * 34 | | 9-16 | .563 | 6-10 | .600 | 1-2 | .500 | 1 | 1 | 2 | 2.5 | 2 | 1 | 1 | 0 | 1 | 25 | 14.6 |
| vs Rocky Mountain | 12/17/10 | * 34 | | 6-11 | .545 | 3-6 | .500 | 3-3 | 1.000 | 0 | 1 | 1 | 2.4 | 1 | 1 | 3 | 0 | 4 | 18 | 14.9 |
| at Robert Morris | 12/18/10 | * 39 | | 2-6 | .333 | 1-3 | .333 | 3-4 | .750 | 1 | 2 | 3 | 2.4 | 2 | 2 | 2 | 0 | 0 | 8 | 14.3 |
| CENTRAL BIBLE | 01/03/11 | * 23 | | 3-8 | .375 | 2-6 | .333 | 0-0 | .000 | 1 | 0 | 1 | 2.3 | 1 | 1 | 1 | 0 | 1 | 8 | 13.8 |
| MISSOURI VALLEY | 01/06/11 | * 38 | | 5-10 | .500 | 5-9 | .556 | 4-4 | 1.000 | 0 | 0 | 0 | 2.1 | 3 | 1 | 0 | 0 | 1 | 19 | 14.2 |
| at Concordia | 01/08/11 | * 35 | | 9-13 | .692 | 7-9 | .778 | 0-0 | .000 | 0 | 3 | 3 | 2.2 | 3 | 2 | 1 | 0 | 0 | 25 | 14.9 |
| at Avila | 01/10/11 | * 33 | | 5-9 | .556 | 3-5 | .600 | 2-2 | 1.000 | 0 | 0 | 0 | 2.1 | 1 | 1 | 0 | 0 | 1 | 15 | 14.9 |
| CENTRAL METHODIST | 01/13/11 | * 35 | | 4-6 | .667 | 2-3 | .667 | 4-4 | 1.000 | 1 | 2 | 3 | 2.1 | 1 | 1 | 2 | 0 | 3 | 14 | 14.9 |
| MIDAMERICA NAZARENE | 01/15/11 | * 26 | | 2-6 | .333 | 2-5 | .400 | 2-2 | 1.000 | 0 | 1 | 1 | 2.1 | 2 | 1 | 0 | 0 | 1 | 8 | 14.5 |
| at William Jewell | 01/22/11 | * 28 | | 1-5 | .200 | 8-2 | .800 | 0-0 | .000 | 0 | 3 | 3 | 2.1 | 2 | 1 | 3 | 0 | 0 | 2 | 13.8 |
| BENEDICTINE | 01/24/11 | * 32 | | 4-10 | .400 | 1-5 | .200 | 4-4 | 1.000 | 2 | 4 | 6 | 2.3 | 1 | 2 | 0 | 0 | 2 | 13 | 13.8 |
| at Culver-Stockton | 01/27/11 | * 38 | | 1-5 | .200 | 1-4 | .250 | 3-4 | .750 | 2 | 3 | 5 | 2.4 | 0 | 3 | 1 | 0 | 1 | 5 | 13.4 |
| BAKER | 01/29/11 | * 26 | | 3-6 | .500 | 3-4 | .750 | 1-2 | .500 | 0 | 3 | 3 | 2.5 | 1 | 1 | 0 | 0 | 1 | 10 | 13.3 |
| EVANGEL | 02/03/11 | * 36 | | 7-18 | .389 | 3-4 | .750 | 9-9 | 1.000 | 0 | 2 | 2 | 2.4 | 1 | 2 | 1 | 0 | 3 | 26 | 13.8 |
| at Benedictine | 02/05/11 | * 28 | | 0-5 | .000 | 0-3 | .000 | 0-0 | .000 | 1 | 2 | 3 | 2.5 | 0 | 0 | 0 | 0 | 0 | 0 | 13.3 |
| at Missouri Valley | 02/18/11 | * 35 | | 7-16 | .438 | 4-9 | .444 | 0-1 | .000 | 0 | 2 | 2 | 2.4 | 1 | 0 | 1 | 0 | 1 | 18 | 13.4 |
| GRACELAND | 02/12/11 | * 30 | | 7-10 | .700 | 6-8 | .750 | 7-7 | 1.000 | 0 | 1 | 1 | 2.4 | 1 | 2 | 1 | 0 | 2 | 27 | 14.0 |
| AVILA | 02/14/11 | * 28 | | 3-5 | .333 | 1-4 | .250 | 4-4 | 1.000 | 0 | 4 | 4 | 2.4 | 0 | 2 | 0 | 0 | 2 | 11 | 13.9 |
| at Central Methodist | 02/17/11 | * 21 | | 0-0 | .000 | 0-0 | .000 | 2-4 | .500 | 0 | 1 | 1 | 2.4 | 2 | 1 | 1 | 0 | 3 | 2 | 13.4 |
| at MidAmerica Nazarene | 02/19/11 | * 33 | | 6-13 | .462 | 2-6 | .333 | 7-7 | 1.000 | 3 | 4 | 7 | 2.6 | 3 | 3 | 2 | 0 | 1 | 21 | 13.7 |
| WILLIAM JEWELL | 02/26/11 | * 29 | | 1-6 | .167 | 1-4 | .250 | 5-6 | .833 | 0 | 0 | 0 | 2.5 | 3 | 1 | 1 | 0 | 2 | 8 | 13.5 |
| AVILA | 03/03/11 | * 33 | | 6-13 | .462 | 6-12 | .500 | 0-1 | .000 | 2 | 2 | 4 | 2.5 | 0 | 4 | 0 | 0 | 2 | 18 | 13.6 |
| WILLIAM JEWELL | 03/05/11 | * 34 | | 5-12 | .417 | 3-6 | .500 | 2-2 | 1.000 | 2 | 6 | 7 | 2.7 | 0 | 1 | 0 | 0 | 0 | 16 | 13.7 |
| at Evangel | 03/08/11 | * 32 | | 3-9 | .333 | 3-6 | .500 | 0-2 | .000 | 0 | 3 | 3 | 2.7 | 0 | 1 | 0 | 0 | 1 | 9 | 13.5 |
| Totals | | 33 | 996 | 138-288 | .479 | 89-175 | .509 | 82-97 | .845 | 18 | 70 | 88 | 2.7 | 41 | 46 | 29 | 1 | 41 | 447 | 13.5 |





ALEX TILLEY

30

Season Highs

| | |
|---------------------|--------------------------|
| Points | 0 |
| Field Goals | 0 |
| 3-Point Field Goals | 0 |
| FT Made | 0 |
| Rebounds | 3 vs. Concordia Seminary |
| Assists | 0 |
| Blocks | 0 |
| Steals | 0 |

Career Highs

| | |
|---------------------|--------------------------|
| Points | 0 |
| Field Goals | 0 |
| 3-Point Field Goals | 0 |
| FT Made | 0 |
| Rebounds | 3 vs. Concordia Seminary |
| Assists | 0 |
| Blocks | 0 |
| Steals | 0 |

| Season | GP-GS | FG-FGA | PCT | 3FG-3FGA | PCT | FT-FTA | PCT | OR | DR | TOT | AVG | PF | FO | A | TO | BLK | STL | PTS | AVG. |
|---------|-------|--------|------|----------|------|--------|------|----|----|-----|-----|----|----|---|----|-----|-----|-----|------|
| 2010-11 | 10-0 | 0-4 | .000 | 0-3 | .000 | 0-0 | .000 | 1 | 3 | 4 | 0.4 | 1 | 0 | 0 | 3 | 0 | 0 | 0 | 0.0 |

Lindenwood:

2010-11- Appeared in 10 games in his first season on the squad ... averaged 2.7 minutes a game ... played a season-high 12 minutes in a win against Concordia Seminary ... grabbed a season and career-high three rebounds in his first game as a Lion.

High School:

Attended Westminster ... averaged 15 points and seven rebounds his senior season ... was a member of two district championship teams.

Personal:

Son of Gary Tilley and Alice Alford ... has three sisters (Megan, Erin, Brigid) ... majoring in sports management.

2010-11 Game-by-Game Statistics

| Opponent | Date | gp | min | Total | | 3-Pointers | | Free Throws | | Rebounds | | | | | pts | avg | | | | |
|------------------------|----------|-----------|-----------|------------|-------------|------------|-------------|-------------|-------------|----------|----------|----------|------------|----------|----------|----------|----------|----------|----------|------------|
| | | | | fg-fga | pcnt | 3fg-fga | pcnt | ft-fa | pcnt | off | def | tot | avg | pf | | | fo | a | to | blk |
| CONCORDIA SEMINARY | 11/12/10 | 13 | 0-3 | .000 | 0-2 | .000 | 0-0 | .000 | 1 | 2 | 3 | 3.0 | 0 | 0 | 1 | 0 | 0 | 0 | 0 | 0.0 |
| at Missouri Baptist | 11/30/10 | 2 | 0-0 | .000 | 0-0 | .000 | 0-0 | .000 | 0 | 0 | 0 | 1.5 | 0 | 0 | 0 | 0 | 0 | 0 | 0 | 0.0 |
| CULVER-STOCKTON | 12/02/10 | 1 | 0-0 | .000 | 0-0 | .000 | 0-0 | .000 | 0 | 0 | 0 | 1.0 | 0 | 0 | 0 | 0 | 0 | 0 | 0 | 0.0 |
| CENTRAL BIBLE | 01/03/11 | 3 | 0-0 | .000 | 0-0 | .000 | 0-0 | .000 | 0 | 0 | 0 | 0.8 | 0 | 0 | 0 | 0 | 0 | 0 | 0 | 0.0 |
| MIDAMERICA NAZARENE | 01/15/11 | 2 | 0-1 | .000 | 0-1 | .000 | 0-0 | .000 | 0 | 0 | 0 | 0.5 | 1 | 0 | 2 | 0 | 0 | 0 | 0 | 0.0 |
| at Culver-Stockton | 01/27/11 | 3 | 0-0 | .000 | 0-0 | .000 | 0-0 | .000 | 0 | 1 | 1 | 0.7 | 0 | 0 | 0 | 0 | 0 | 0 | 0 | 0.0 |
| ASILA | 02/14/11 | 1 | 0-0 | .000 | 0-0 | .000 | 0-0 | .000 | 0 | 0 | 0 | 0.5 | 0 | 0 | 0 | 0 | 0 | 0 | 0 | 0.0 |
| at MidAmerica Nazarene | 02/19/11 | 1 | 0-0 | .000 | 0-0 | .000 | 0-0 | .000 | 0 | 0 | 0 | 0.5 | 0 | 0 | 0 | 0 | 0 | 0 | 0 | 0.0 |
| ASILA | 03/03/11 | 1 | 0-0 | .000 | 0-0 | .000 | 0-0 | .000 | 0 | 0 | 0 | 0.4 | 0 | 0 | 0 | 0 | 0 | 0 | 0 | 0.0 |
| WILLIAM JEWELL | 03/05/11 | 0 | 0-0 | .000 | 0-0 | .000 | 0-0 | .000 | 0 | 0 | 0 | 0.4 | 0 | 0 | 0 | 0 | 0 | 0 | 0 | 0.0 |
| Totals | | 10 | 27 | 0-4 | .000 | 0-3 | .000 | 0-0 | .000 | 1 | 3 | 4 | 0.4 | 1 | 0 | 3 | 0 | 0 | 0 | 0.0 |



ALFRED NELSON 31

Season Highs

| | |
|---------------------|---------------------------|
| Points | 19 vs. Central Methodist |
| Field Goals | 8 vs. Central Methodist |
| 3-Point Field Goals | 3 vs. Robert Morris |
| FT Made | 5 - two times |
| Rebounds | 9 - two times |
| Assists | 3 vs. MidAmerica Nazarene |
| Blocks | 3 - two times |
| Steals | 3 vs. East-West |

Career Highs

| | |
|---------------------|---------------------------|
| Points | 19 vs. Central Methodist |
| Field Goals | 8 vs. Central Methodist |
| 3-Point Field Goals | 4 vs. Baker |
| FT Made | 5 - two times |
| Rebounds | 9 - two times |
| Assists | 3 vs. MidAmerica Nazarene |
| Blocks | 5 vs. William Penn |
| Steals | 3 vs. East-West |

| Season | GP-GS | FG-FGA | PCT | 3FG-3FGA | PCT | FT-FTA | PCT | OR | DR | TOT | AVG | PF | FO | A | TO | BLK | STL | PTS | AVG. |
|---------|-------|---------|------|----------|------|--------|------|----|-----|-----|-----|-----|----|----|----|-----|-----|-----|------|
| 2009-10 | 25-13 | 61-149 | .409 | 27-76 | .355 | 21-28 | .750 | 19 | 36 | 55 | 2.2 | 36 | 0 | 21 | 32 | 14 | 11 | 170 | 6.8 |
| 2010-11 | 33-12 | 97-184 | .527 | 15-48 | .313 | 47-62 | .758 | 33 | 113 | 146 | 4.4 | 64 | 1 | 23 | 39 | 30 | 16 | 256 | 7.8 |
| Career | 58-25 | 158-333 | .474 | 42-124 | .339 | 68-90 | .756 | 52 | 149 | 201 | 3.5 | 100 | 1 | 44 | 71 | 44 | 27 | 426 | 7.3 |

Lindenwood:

Career- Has appeared in 58 games the last two seasons, including 25 starts ... an all-around contributor with 426 points, 201 rebounds, 44 assists, 44 blocks, and 27 steals ... shooting 47.4 percent from the field, 33.9 percent from three-point range, and 75.6 percent from the free throw line ... has scored in double-figures 16 times and led the team in scoring four times.

2010-11- Has played in all 33 games with 12 starts ... the leading forward scorer on the team with 7.8 points a game ... leads the team in blocks with 30, and is fifth in the HAAC in blocks per game ... is third on the team in rebounding and field goal percentage, and fourth in steals ... hit the game-winning basket with 6.3 seconds remaining in the win over McKendree ... has scored in double-figures in 11 games, including a career-high 19 against Central Methodist ... has led the team in scoring three times and in rebounding four times ... averaged 7.3 rebounds a game during the HAAC Tournament and shot 56.3 percent from the field.

2009-10- Appeared in 25 games with 13 starts ... averaged 20.5 minutes ... scored almost six points a game ... led the team in scoring with 18 points in a win over Baker ... also connected on 4-of-9 three pointers in the win ... scored in the double digits five times.

Prior to Lindenwood:

Played two seasons at Drury University ... played in all 27 games last season including seven starts ... averaged 7.9 points and 4.3 rebounds a game ... led the team with 19 blocks ... shot over 50 percent from the field and 70 percent from the free throw line ... played in 23 games as a freshman ... scored 19 points and had 24 rebounds.

High School:

Two-time all-conference selection ... as a senior, averaged 13 points, eight rebounds, three blocks and two assists a game ... shot 50 percent from three-point range and 83 percent from the free throw line ... helped Chaminade to the Metro Catholic League Championship.

Personal:


The son of Crystal and Alfred Nelson Jr. ... has three siblings: Chloe, Jonathan, and Christina ... an advertising major.

ALFRED NELSON

31

2010-11 Game-by-Game Statistics

| Opponent | Date | pts | mins | Total | | 3-Pointers | | Free Throws | | Rebounds | | | | Assists | | | | pts | avg | |
|------------------------|------------|-----|------|--------|-------|------------|-------|-------------|-------|----------|-----|-----|-----|---------|----|----|-----|-----|-----|-----|
| | | | | fg | pta | fg | pta | ft | fta | off | def | tot | avg | pf | a | to | blk | | | stl |
| MCKENZIE | 11/05/10 | 21 | 37 | 9-7 | .429 | 8-9 | .889 | 2-2 | 1.000 | 1 | 5 | 6 | 5.8 | 2 | 0 | 2 | 1 | 0 | 8 | 8.0 |
| SOUTHERN NAZARENE | 11/06/10 | 16 | 25 | 2-5 | .400 | 0-1 | .000 | 2-2 | 1.000 | 0 | 3 | 3 | 4.5 | 3 | 0 | 0 | 2 | 0 | 6 | 7.0 |
| MARYVILLE | 11/11/10 | 15 | 24 | 2-4 | .500 | 0-0 | .000 | 2-2 | 1.000 | 0 | 3 | 3 | 4.8 | 0 | 0 | 0 | 0 | 0 | 6 | 6.7 |
| CONCORDIA SEMINARY | 11/12/10 | 8 | 12 | 1-2 | .500 | 0-0 | .000 | 0-0 | .000 | 2 | 2 | 4 | 4.0 | 0 | 0 | 0 | 3 | 0 | 2 | 5.5 |
| MID-CONTINENT | 11/16/10 | 16 | 67 | 6-7 | .857 | 1-1 | 1.000 | 1-2 | .500 | 2 | 1 | 3 | 3.0 | 3 | 0 | 1 | 0 | 0 | 14 | 7.2 |
| at Missouri Baptist | 11/30/10 | 14 | 14 | 1-4 | .250 | 0-0 | .000 | 2-2 | 1.000 | 0 | 3 | 3 | 3.7 | 5 | 0 | 0 | 0 | 0 | 4 | 6.7 |
| CULVER-STOCKTON | 12/02/10 | 21 | 35 | 3-6 | .500 | 0-1 | .000 | 2-2 | 1.000 | 2 | 4 | 6 | 4.8 | 2 | 0 | 0 | 1 | 0 | 8 | 6.9 |
| at Baker | 12/04/10 | 18 | 27 | 2-7 | .286 | 0-3 | .000 | 1-1 | 1.000 | 1 | 4 | 5 | 4.1 | 2 | 1 | 2 | 1 | 0 | 5 | 6.6 |
| at Evangel | 12/05/10 | 16 | 35 | 3-5 | .600 | 0-0 | .000 | 0-0 | .000 | 0 | 4 | 4 | 4.1 | 3 | 0 | 0 | 0 | 0 | 6 | 6.6 |
| at East-West | 12/14/10 | 15 | 23 | 2-3 | .667 | 0-0 | .000 | 5-6 | .833 | 1 | 2 | 3 | 4.0 | 0 | 1 | 4 | 0 | 3 | 9 | 6.8 |
| vs Rocky Mountain | 12/17/10 | 22 | 35 | 3-5 | .600 | 0-1 | .000 | 5-8 | .625 | 0 | 6 | 6 | 4.2 | 3 | 0 | 0 | 1 | 1 | 11 | 7.2 |
| at Robert Morris | 12/18/10 | 26 | 67 | 6-7 | .857 | 3-3 | 1.000 | 2-2 | 1.000 | 0 | 7 | 7 | 4.4 | 3 | 1 | 3 | 2 | 2 | 17 | 8.0 |
| CENTRAL BIBLE | 01/03/11 | 14 | 46 | 4-6 | .667 | 0-0 | .000 | 3-4 | .750 | 0 | 3 | 3 | 4.3 | 0 | 1 | 1 | 2 | 0 | 11 | 6.2 |
| MISSOURI VALLEY | 01/06/11 | 19 | 15 | 1-5 | .200 | 0-2 | .000 | 0-0 | .000 | 2 | 7 | 9 | 4.6 | 3 | 1 | 3 | 0 | 0 | 2 | 7.8 |
| at Graceland | 01/08/11 | 21 | 44 | 4-4 | 1.000 | 1-1 | 1.000 | 2-2 | 1.000 | 1 | 1 | 2 | 4.5 | 2 | 0 | 1 | 1 | 0 | 11 | 6.0 |
| at Avila | 01/10/11 | 20 | 45 | 4-5 | .800 | 0-0 | .000 | 2-4 | .500 | 1 | 3 | 4 | 4.4 | 4 | 0 | 1 | 0 | 2 | 10 | 8.1 |
| CENTRAL METHODIST | 01/13/11 * | 29 | 8-11 | .727 | 0-2 | .000 | 3-4 | .750 | 0 | 1 | 1 | 4.2 | 2 | 2 | 1 | 1 | 1 | 19 | 6.6 | |
| MIDAMERICA NAZARENE | 01/15/11 * | 19 | 47 | 4-7 | .571 | 1-1 | 1.000 | 0-0 | .000 | 2 | 4 | 6 | 4.3 | 1 | 3 | 2 | 1 | 0 | 9 | 8.8 |
| at William Jewell | 01/22/11 * | 26 | 6-11 | .600 | 1-1 | 1.000 | 2-4 | .500 | 2 | 1 | 3 | 4.3 | 0 | 0 | 0 | 1 | 0 | 15 | 9.1 | |
| BENEDICTINE | 01/24/11 | 24 | 39 | 3-9 | .333 | 1-4 | .250 | 0-1 | .000 | 2 | 4 | 6 | 4.4 | 2 | 1 | 2 | 3 | 0 | 7 | 9.0 |
| at Culver-Stockton | 01/27/11 | 14 | 0-3 | .000 | 0-1 | .000 | 4-4 | 1.000 | 0 | 3 | 3 | 4.3 | 3 | 1 | 1 | 1 | 1 | 4 | 6.6 | |
| BAKER | 01/29/11 | 17 | 24 | 2-4 | .500 | 1-2 | .500 | 0-0 | .000 | 1 | 1 | 2 | 4.2 | 0 | 1 | 1 | 1 | 1 | 5 | 8.6 |
| EVANGEL | 02/03/11 | 28 | 15 | 3-5 | .600 | 1-4 | .250 | 0-0 | .000 | 3 | 3 | 6 | 4.3 | 4 | 2 | 2 | 0 | 1 | 3 | 6.3 |
| at Benedictine | 02/05/11 | 9 | 24 | 2-4 | .500 | 0-0 | .000 | 2-2 | 1.000 | 2 | 3 | 5 | 4.3 | 2 | 0 | 3 | 0 | 1 | 6 | 8.3 |
| at Missouri Valley | 02/10/11 * | 18 | 12 | 1-2 | .500 | 0-0 | .000 | 0-0 | .000 | 2 | 2 | 4 | 4.3 | 4 | 0 | 2 | 0 | 0 | 2 | 6.0 |
| GRACELAND | 02/12/11 * | 15 | 23 | 2-3 | .667 | 0-0 | .000 | 0-0 | .000 | 0 | 2 | 2 | 4.2 | 3 | 0 | 0 | 2 | 0 | 4 | 7.8 |
| AVILA | 02/14/11 * | 22 | 15 | 1-5 | .200 | 0-2 | .000 | 0-0 | .000 | 1 | 4 | 5 | 4.2 | 0 | 1 | 0 | 2 | 1 | 2 | 7.6 |
| at Central Methodist | 02/17/11 * | 29 | 5-10 | .500 | 2-4 | .500 | 1-2 | .500 | 2 | 5 | 7 | 4.3 | 0 | 0 | 1 | 1 | 1 | 13 | 7.8 | |
| at MidAmerica Nazarene | 02/19/11 * | 15 | 25 | 4-6 | .667 | 0-2 | .000 | 1-2 | .500 | 0 | 1 | 1 | 4.2 | 0 | 1 | 1 | 0 | 0 | 5 | 7.7 |
| WILLIAM JEWELL | 02/26/11 * | 29 | 48 | 4-8 | .500 | 2-5 | .400 | 2-2 | 1.000 | 2 | 0 | 2 | 4.1 | 1 | 2 | 2 | 0 | 0 | 12 | 7.9 |
| AVILA | 03/03/11 * | 24 | 13 | 3-8 | .375 | 0-1 | .000 | 0-0 | .000 | 0 | 5 | 5 | 4.2 | 3 | 2 | 1 | 2 | 0 | 2 | 7.7 |
| WILLIAM JEWELL | 03/05/11 * | 28 | 67 | 6-7 | .857 | 0-0 | .000 | 1-2 | .500 | 0 | 8 | 8 | 4.3 | 0 | 1 | 1 | 1 | 0 | 11 | 7.8 |
| at Evangel | 03/08/11 * | 29 | 35 | 3-6 | .500 | 1-3 | .333 | 0-0 | .000 | 1 | 8 | 9 | 4.4 | 4 | 1 | 1 | 0 | 1 | 7 | 7.6 |
| Totals | | 12 | 657 | 97-184 | .527 | 15-48 | .313 | 47-62 | .758 | 33 | 113 | 146 | 4.4 | 64 | 23 | 39 | 30 | 16 | 256 | 7.8 |





TYLER HARRIS

32

Season Highs

| | |
|---------------------|--------------------------|
| Points | 9 vs. Concordia Seminary |
| Field Goals | 3 vs. Concordia Seminary |
| 3-Point Field Goals | 3 vs. Concordia Seminary |
| FT Made | 0 |
| Rebounds | 3 vs. Concordia Seminary |
| Assists | 2 vs. Concordia Seminary |
| Blocks | 0 |
| Steals | 1 - three times |

Career Highs

| | |
|---------------------|--------------------------|
| Points | 9 vs. Concordia Seminary |
| Field Goals | 3 vs. Concordia Seminary |
| 3-Point Field Goals | 3 vs. Concordia Seminary |
| FT Made | 1 vs. Graceland |
| Rebounds | 3 vs. Concordia Seminary |
| Assists | 2 vs. Concordia Seminary |
| Blocks | 0 |
| Steals | 1 - six times |

| Season | GP-GS | FG-FGA | PCT | 3FG-3FGA | PCT | FT-FTA | PCT | OR | DR | TOT | AVG | PF | FO | A | TO | BLK | STL | PTS | AVG. |
|---------|-------|--------|------|----------|------|--------|------|----|----|-----|-----|----|----|---|----|-----|-----|-----|------|
| 2009-10 | 15-1 | 5-18 | .278 | 5-16 | .313 | 1-2 | .500 | 0 | 3 | 3 | 0.2 | 8 | 0 | 1 | 5 | 0 | 3 | 16 | 1.1 |
| 2010-11 | 14-0 | 5-21 | .238 | 5-18 | .278 | 0-2 | .000 | 0 | 8 | 8 | 0.7 | 6 | 0 | 6 | 2 | 0 | 3 | 15 | 1.3 |
| Career | 29-1 | 10-39 | .256 | 10-34 | .294 | 1-4 | .250 | 0 | 11 | 11 | 0.4 | 14 | 0 | 7 | 7 | 0 | 6 | 31 | 1.1 |

Lindenwood:

Career- Has appeared in 29 games with one start in his career ... has averaged 4.6 minutes a game in two seasons ... member of team which made back-to-back conference tournament championships.

2010-11- Played in 14 games and averaged 4.7 minutes ... averaged 1.1 points a game and compiled three steals and six assists ... played a season-high 22 minutes against Concordia Seminary ... scored nine points on three of eight shooting against Concordia ... made five of 18 shots from behind the arc.

2009-10- Appeared in 15 games with one start as a freshman ... averaged 4.5 minutes a game ... scored 1.1 points a game.

High School:

Twice named to the all-state basketball team ... an all-conference selection for four years ... named to the Quincy Herald Whig All-Area team ... a member of the Illinois All-Star team ... MVP of the Macomb Holiday Tournament ... three-time member of the Quincy Notre Dame Tip-off Tournament ... WIT all-tournament team member and leading scorer for two years.

Personal:

The son of John and Deanne Harris ... has two siblings: Jordan and Kayce ... a physical therapy major.

2010-11 Game-by-Game Statistics

| Opponent | Date | gp | min | Total | | 3-Pointers | | Free Throws | | Rebounds | | | | | pts | avg | | | | | |
|------------------------|----------|----------|-----------|-------------|-------------|-------------|-------------|-------------|-------------|----------|----------|----------|------------|----------|----------|----------|----------|----------|-----------|------------|-----|
| | | | | fg-fga | pcnt | 3fg-3fga | pcnt | ft-fa | pcnt | off | def | tot | avg | pf | | | fo | a | to | blk | stl |
| MARYVILLE | 11/11/10 | 3 | 0-8 | .000 | 0-0 | .000 | 0-0 | .000 | 0 | 0 | 0 | 0 | 0 | 0 | 0 | 1 | 0 | 0 | 0 | 0 | 0.0 |
| CONCORDIA SEMINARY | 11/12/10 | 22 | 3-8 | .375 | 3-7 | .429 | 0-1 | .000 | 0 | 3 | 3 | 1.5 | 1 | 2 | 1 | 0 | 1 | 9 | 4.5 | | |
| at Missouri Baptist | 11/20/10 | 5 | 0-1 | .000 | 0-0 | .000 | 0-0 | .000 | 0 | 2 | 2 | 1.7 | 2 | 1 | 0 | 0 | 0 | 0 | 3.0 | | |
| CULVER-STOCKTON | 12/02/10 | 1 | 0-0 | .000 | 0-0 | .000 | 0-0 | .000 | 0 | 0 | 0 | 1.3 | 0 | 0 | 0 | 0 | 0 | 0 | 2.3 | | |
| CENTRAL BIBLE | 01/03/11 | 7 | 2-5 | .400 | 2-4 | .500 | 0-0 | .000 | 0 | 2 | 2 | 1.4 | 0 | 0 | 1 | 0 | 0 | 6 | 3.0 | | |
| MIDAMERICA NAZARENE | 01/15/11 | 5 | 0-2 | .000 | 0-2 | .000 | 0-0 | .000 | 0 | 0 | 0 | 1.2 | 0 | 0 | 0 | 0 | 0 | 0 | 2.5 | | |
| at William Jewell | 01/23/11 | 5 | 0-1 | .000 | 0-1 | .000 | 0-0 | .000 | 0 | 0 | 0 | 1.8 | 1 | 1 | 0 | 0 | 1 | 0 | 2.1 | | |
| at Culver-Stockton | 01/27/11 | 4 | 0-2 | .000 | 0-2 | .000 | 0-0 | .000 | 0 | 1 | 1 | 1.0 | 2 | 0 | 0 | 0 | 0 | 0 | 1.9 | | |
| BAKER | 01/29/11 | 4 | 0-1 | .000 | 0-1 | .000 | 0-0 | .000 | 0 | 0 | 0 | 0.5 | 0 | 0 | 0 | 0 | 0 | 0 | 1.7 | | |
| AVILA | 02/14/11 | 2 | 0-1 | .000 | 0-1 | .000 | 0-0 | .000 | 0 | 0 | 0 | 0.8 | 0 | 0 | 0 | 0 | 0 | 0 | 1.5 | | |
| at Central Methodist | 02/17/11 | 6 | 0-8 | .000 | 0-0 | .000 | 0-1 | .000 | 0 | 0 | 0 | 0.7 | 0 | 0 | 0 | 0 | 1 | 0 | 1.4 | | |
| at MidAmerica Nazarene | 02/19/11 | 1 | 0-0 | .000 | 0-0 | .000 | 0-0 | .000 | 0 | 0 | 0 | 0.7 | 0 | 0 | 0 | 0 | 0 | 0 | 1.3 | | |
| AVILA | 03/03/11 | 1 | 0-8 | .000 | 0-0 | .000 | 0-0 | .000 | 0 | 0 | 0 | 0.5 | 0 | 1 | 0 | 0 | 0 | 0 | 1.2 | | |
| WILLIAM JEWELL | 03/05/11 | 0 | 0-0 | .000 | 0-0 | .000 | 0-0 | .000 | 0 | 0 | 0 | 0.6 | 0 | 0 | 0 | 0 | 0 | 0 | 1.1 | | |
| Totals | | 0 | 66 | 5-21 | .238 | 5-18 | .278 | 0-2 | .000 | 0 | 8 | 8 | 0.6 | 6 | 6 | 2 | 0 | 3 | 15 | 1.1 | |



DAVID KING

33

Season Highs

| | |
|---------------------|----------------------------|
| Points | 20 vs. MidAmerica Nazarene |
| Field Goals | 9 vs. MidAmerica Nazarene |
| 3-Point Field Goals | 0 |
| FT Made | 2 - four times |
| Rebounds | 11 - two times |
| Assists | 2 - six times |
| Blocks | 3 vs. McKendree |
| Steals | 2 - two times |

Career Highs

| | |
|---------------------|----------------------------|
| Points | 20 vs. MidAmerica Nazarene |
| Field Goals | 9 - two times |
| 3-Point Field Goals | 0 |
| FT Made | 5 vs. Culver-Stockton |
| Rebounds | 11 - two times |
| Assists | 3 - two times |
| Blocks | 3 - four times |
| Steals | 2 - three times |

| Season | GP-GS | FG-FGA | PCT | 3FG-3FGA | PCT | FT-FTA | PCT | OR | DR | TOT | AVG | PF | FO | A | TO | BLK | STL | PTS | AVG. |
|---------|-------|---------|------|----------|------|--------|------|----|-----|-----|-----|----|----|----|----|-----|-----|-----|------|
| 2009-10 | 33-3 | 76-177 | .429 | 0-0 | .000 | 29-54 | .537 | 27 | 79 | 106 | 3.2 | 51 | 0 | 21 | 25 | 23 | 12 | 181 | 5.5 |
| 2010-11 | 33-24 | 61-122 | .500 | 0-1 | .000 | 19-41 | .463 | 50 | 124 | 174 | 5.3 | 42 | 1 | 22 | 52 | 13 | 14 | 141 | 4.3 |
| Career | 66-27 | 137-299 | .458 | 0-1 | .000 | 48-95 | .505 | 77 | 203 | 280 | 4.2 | 93 | 1 | 43 | 77 | 36 | 26 | 322 | 4.9 |

Lindenwood:

Career- Has appeared in all 66 games since coming to Lindenwood ... has recorded 322 points, 280 rebounds, 43 assists, 36 blocks, and 26 steals ... is shooting 45.8 percent from the field ... has 77 offensive boards among his total rebounds.

2010-11- Appeared in all 33 games, with 24 starts ... second on the team in rebounds with 5.3 boards a game ... leads the team with 50 offensive rebounds ... third on the team in blocks ... fourth on the team by shooting 50 percent from the field ... has scored in double figures four times, including a career-high 20 against MidAmerica Nazarene ... led the team in scoring once and in rebounding for 13 games ... has four games with double-figure rebounds.

2009-10- Appeared in all 33 games in his first season as a Lion ... started three games ... averaged over 16 minutes a game ... scored 5.5 points and averaged 3.2 rebounds a game ... was second on the team in total blocks with 23 ... led the team in scoring twice and in blocks eight times ... scored a season-high in points with 19 in a win against Sterling ... recorded more than ten points four times.

Prior to Lindenwood:

Played at Kellogg Community College for two years ... averaged 11.5 points, 6.0 rebounds and 1.9 blocks per game last season ... as a freshman, scored 2.8 points and 4.4 rebounds a game.

High School:

Attended Lakeview High School.

Personal:

The son of James King and Doris Gonzales ... has one brother, James King II ... a sports management major.

DAVID KING

33

2010-11 Game-by-Game Statistics

| Opponent | Date | pts | mins | Total | | 3-Pointers | | Free Throws | | Rebounds | | | | | pts | avg | | | | | |
|------------------------|----------|-----|------|-------|--------|------------|------|-------------|-------|----------|-----|-----|-----|-----|-----|-----|----|----|-----|-----|-----|
| | | | | fg | pta | fg | pta | ft | fta | off | def | tot | avg | pf | | | a | to | blk | stl | pts |
| NICHOLS | 11/05/10 | * | 18 | 1-4 | .250 | 0-0 | .000 | 0-0 | .000 | 2 | 4 | 6 | 5.8 | 0 | 0 | 2 | 3 | 0 | 2 | 2.0 | |
| SOUTHERN NAZARENE | 11/06/10 | * | 20 | 3-4 | .750 | 0-0 | .000 | 1-3 | .333 | 2 | 3 | 5 | 5.5 | 2 | 0 | 4 | 1 | 1 | 7 | 4.5 | |
| MARYVILLE | 11/11/10 | * | 14 | 4-5 | .800 | 0-0 | .000 | 0-1 | .000 | 4 | 3 | 7 | 5.8 | 0 | 0 | 3 | 0 | 2 | 4 | 5.7 | |
| CONCORDIA SEMINARY | 11/12/10 | * | 8 | 0-2 | .000 | 0-0 | .000 | 1-2 | .500 | 2 | 3 | 5 | 5.8 | 0 | 0 | 0 | 0 | 0 | 1 | 4.5 | |
| MID-CONTINENT | 11/16/10 | * | 18 | 1-1 | 1.000 | 0-0 | .000 | 1-1 | 1.000 | 0 | 3 | 3 | 5.2 | 2 | 1 | 4 | 1 | 2 | 3 | 4.2 | |
| at Missouri Baptist | 11/30/10 | * | 19 | 3-7 | .429 | 0-1 | .000 | 1-4 | .250 | 4 | 7 | 11 | 6.2 | 2 | 1 | 0 | 0 | 1 | 7 | 4.7 | |
| CULVER-STOCKTON | 12/02/10 | * | 22 | 5-9 | .556 | 0-0 | .000 | 0-2 | .000 | 3 | 5 | 8 | 5.4 | 0 | 0 | 1 | 0 | 1 | 10 | 5.4 | |
| at Baker | 12/04/10 | * | 22 | 4-7 | .571 | 0-0 | .000 | 0-2 | .000 | 2 | 4 | 6 | 6.4 | 2 | 1 | 1 | 2 | 1 | 8 | 5.8 | |
| at Evangel | 12/05/10 | * | 14 | 0-1 | .000 | 0-0 | .000 | 0-0 | .000 | 0 | 2 | 2 | 5.9 | 3 | 0 | 3 | 0 | 1 | 0 | 5.1 | |
| at East-West | 12/14/10 | * | 22 | 0-2 | .000 | 0-0 | .000 | 0-0 | .000 | 2 | 5 | 7 | 6.0 | 2 | 0 | 1 | 0 | 0 | 0 | 4.6 | |
| vs Rocky Mountain | 12/17/10 | * | 22 | 1-4 | .250 | 0-0 | .000 | 0-0 | .000 | 1 | 0 | 1 | 5.5 | 2 | 2 | 2 | 0 | 0 | 2 | 4.4 | |
| at Robert Morris | 12/18/10 | * | 14 | 2-4 | .500 | 0-0 | .000 | 0-0 | .000 | 4 | 1 | 5 | 5.5 | 2 | 2 | 1 | 0 | 0 | 4 | 4.3 | |
| CENTRAL BIBLE | 01/03/11 | * | 14 | 0-0 | .000 | 0-0 | .000 | 2-3 | .667 | 2 | 3 | 5 | 5.5 | 2 | 0 | 0 | 0 | 0 | 2 | 4.2 | |
| MISSOURI VALLEY | 01/06/11 | * | 21 | 1-3 | .333 | 0-0 | .000 | 0-0 | .000 | 1 | 7 | 8 | 5.6 | 1 | 0 | 2 | 0 | 1 | 2 | 4.0 | |
| at Graceland | 01/08/11 | * | 28 | 0-2 | .000 | 0-0 | .000 | 0-0 | .000 | 0 | 4 | 4 | 5.5 | 2 | 2 | 2 | 0 | 0 | 0 | 3.7 | |
| at Avila | 01/10/11 | * | 17 | 2-3 | .667 | 0-0 | .000 | 0-0 | .000 | 0 | 0 | 0 | 5.2 | 5 | 0 | 1 | 0 | 0 | 4 | 3.8 | |
| CENTRAL METHODIST | 01/13/11 | * | 27 | 5-9 | .556 | 0-0 | .000 | 0-0 | .000 | 1 | 5 | 6 | 5.2 | 1 | 1 | 1 | 0 | 0 | 10 | 4.1 | |
| MIDAMERICA NAZARENE | 01/15/11 | * | 18 | 9-11 | .818 | 0-0 | .000 | 2-3 | .667 | 1 | 8 | 9 | 5.4 | 0 | 0 | 1 | 2 | 1 | 20 | 5.0 | |
| at William Jewell | 01/22/11 | * | 23 | 3-6 | .500 | 0-0 | .000 | 2-4 | .500 | 1 | 3 | 4 | 5.4 | 2 | 0 | 2 | 0 | 0 | 4 | 5.2 | |
| BENEDICTINE | 01/24/11 | * | 16 | 0-1 | .000 | 0-0 | .000 | 0-0 | .000 | 1 | 4 | 5 | 5.4 | 3 | 0 | 1 | 0 | 0 | 0 | 4.9 | |
| at Culver-Stockton | 01/27/11 | * | 22 | 3-8 | .375 | 0-0 | .000 | 1-4 | .250 | 7 | 3 | 10 | 5.6 | 1 | 2 | 2 | 1 | 0 | 7 | 5.0 | |
| BAKER | 01/29/11 | * | 20 | 0-0 | .000 | 0-0 | .000 | 1-2 | .500 | 0 | 2 | 2 | 5.4 | 1 | 2 | 1 | 0 | 0 | 1 | 4.8 | |
| EVANGEL | 02/03/11 | * | 15 | 0-1 | .000 | 0-0 | .000 | 0-0 | .000 | 1 | 2 | 3 | 5.3 | 1 | 1 | 3 | 0 | 0 | 0 | 4.6 | |
| at Benedictine | 02/05/11 | * | 31 | 0-4 | .000 | 0-0 | .000 | 1-2 | .500 | 0 | 4 | 4 | 5.3 | 0 | 0 | 3 | 1 | 1 | 1 | 4.5 | |
| at Missouri Valley | 02/10/11 | * | 26 | 6-6 | 1.000 | 0-0 | .000 | 2-3 | .667 | 1 | 6 | 7 | 5.3 | 1 | 1 | 2 | 0 | 1 | 14 | 4.8 | |
| GRACELAND | 02/12/11 | * | 18 | 1-2 | .500 | 0-0 | .000 | 1-1 | 1.000 | 0 | 5 | 5 | 5.3 | 1 | 1 | 1 | 0 | 1 | 3 | 4.8 | |
| AVILA | 02/14/11 | * | 16 | 2-4 | .500 | 0-0 | .000 | 0-0 | .000 | 2 | 4 | 6 | 5.5 | 0 | 1 | 2 | 0 | 0 | 4 | 4.7 | |
| at Central Methodist | 02/17/11 | * | 11 | 0-1 | .000 | 0-0 | .000 | 0-0 | .000 | 0 | 4 | 4 | 5.4 | 0 | 0 | 0 | 0 | 0 | 0 | 4.6 | |
| at MidAmerica Nazarene | 02/19/11 | * | 25 | 3-4 | .750 | 0-0 | .000 | 0-0 | .000 | 3 | 4 | 11 | 5.6 | 1 | 2 | 1 | 0 | 0 | 6 | 4.6 | |
| WILLIAM JEWELL | 02/26/11 | * | 10 | 1-4 | .250 | 0-0 | .000 | 0-0 | .000 | 2 | 0 | 2 | 5.5 | 0 | 1 | 0 | 0 | 0 | 2 | 4.5 | |
| AVILA | 03/03/11 | * | 15 | 1-2 | .500 | 0-0 | .000 | 2-2 | 1.000 | 1 | 6 | 7 | 5.5 | 1 | 0 | 1 | 0 | 0 | 4 | 4.5 | |
| WILLIAM JEWELL | 03/05/11 | * | 12 | 0-0 | .000 | 0-0 | .000 | 1-2 | .500 | 0 | 2 | 2 | 6.4 | 2 | 0 | 2 | 0 | 0 | 1 | 4.4 | |
| at Evangel | 03/08/11 | * | 11 | 0-1 | .000 | 0-0 | .000 | 0-0 | .000 | 0 | 0 | 0 | 5.3 | 0 | 1 | 2 | 0 | 0 | 0 | 4.3 | |
| Totals | | | 24 | 602 | 61-122 | .500 | 0-1 | .000 | 19-41 | .463 | 50 | 124 | 174 | 5.3 | 42 | 22 | 52 | 13 | 14 | 141 | 4.3 |





MICHAEL SIMMONS 40

Season Highs

| | |
|---------------------|--------------------------|
| Points | 2 - two times |
| Field Goals | 1 vs. Culver-Stockton |
| 3-Point Field Goals | 0 |
| FT Made | 2 vs. Central Bible |
| Rebounds | 5 vs. Concordia Seminary |
| Assists | 0 |
| Blocks | 1 - two times |
| Steals | 1 vs. Avila |

Career Highs

| | |
|---------------------|--------------------------|
| Points | 2 - three times |
| Field Goals | 1 - two times |
| 3-Point Field Goals | 0 |
| FT Made | 2 vs. Central Bible |
| Rebounds | 5 vs. Concordia Seminary |
| Assists | 0 |
| Blocks | 1 - three times |
| Steals | 1 vs. Avila |

| Season | GP-GS | FG-FGA | PCT | 3FG-3FGA | PCT | FT-FTA | PCT | OR | DR | TOT | AVG | PF | FO | A | TO | BLK | STL | PTS | AVG. |
|---------|-------|--------|------|----------|------|--------|------|----|----|-----|-----|----|----|---|----|-----|-----|-----|------|
| 2009-10 | 10-0 | 1-3 | .333 | 0-0 | .000 | 1-2 | .500 | 0 | 3 | 3 | 0.3 | 3 | 0 | 0 | 1 | 1 | 0 | 3 | 0.3 |
| 2010-11 | 10-0 | 1-4 | .250 | 0-0 | .000 | 4-6 | .667 | 6 | 12 | 18 | 1.8 | 5 | 0 | 0 | 1 | 2 | 1 | 6 | 0.6 |
| Career | 20-0 | 2-7 | .286 | 0-0 | .000 | 5-8 | .625 | 6 | 15 | 21 | 1.1 | 8 | 0 | 0 | 2 | 3 | 1 | 9 | 0.5 |

Lindenwood:

Career- Has appeared in 20 games as a Lion ... averaging 0.5 points a game ... member of a back-to-back teams that have played in the conference tournament championship.

2010-11- Played in 10 games and averaged 2.6 minutes ... averaged 0.6 points and 1.8 rebounds ... grabbed five rebounds against Concordia Seminary ... shot 67 percent from the free throw line.

2009-10- Appeared in 10 games and averaged 1.5 minutes ... scored three points on the season and grabbed three rebounds.

Prior to Lindenwood:

Attended Mississippi College.

High School:

Attended Marion High School... named to the All-Conference Honorable Mention team... averaged 9.2 points per game, and 10 rebounds per game.

Personal:

The son of Michael and Sharon... has a brother Christopher... a Business Administration major with an emphasis in Management.

2010-11 Game-by-Game Statistics

| Opponent | Date | gp | min | Total | | 3-Pointers | | Free Throws | | Rebounds | | | | | pts | avg | | | | |
|------------------------|----------|----------|-----------|------------|-------------|------------|-------------|-------------|-------------|----------|-----------|-----------|------------|----------|----------|----------|----------|----------|----------|------------|
| | | | | fg-fga | pcnt | 3fg-3fga | pcnt | ft-fa | pcnt | off | def | tot | avg | pf | | | fo | a | to | blk |
| MARYVILLE | 11/11/10 | 2 | 0-8 | .000 | 0-0 | .000 | 0-0 | .000 | 0 | 2 | 2 | 2.0 | 0 | 0 | 0 | 0 | 0 | 0 | 0 | 0.0 |
| CONCORDIA SEMINARY | 11/12/10 | 12 | 0-2 | .000 | 0-0 | .000 | 1-2 | .500 | 3 | 2 | 5 | 3.5 | 1 | 0 | 0 | 1 | 0 | 1 | 0 | 0.5 |
| CULVER-STOCKTON | 12/02/10 | 1 | 1-1 | 1.000 | 0-0 | .000 | 0-0 | .000 | 1 | 1 | 2 | 2.0 | 1 | 0 | 0 | 0 | 0 | 0 | 2 | 2.0 |
| CENTRAL BIBLE | 01/03/11 | 3 | 0-0 | .000 | 0-0 | .000 | 2-2 | 1.000 | 1 | 3 | 4 | 3.3 | 0 | 0 | 1 | 1 | 0 | 2 | 1.3 | |
| MIDAMERICA NAZARENE | 01/15/11 | 2 | 0-1 | .000 | 0-0 | .000 | 1-2 | .500 | 1 | 1 | 2 | 2.0 | 1 | 0 | 0 | 0 | 0 | 0 | 1.0 | |
| at Culver-Stockton | 01/27/11 | 2 | 0-1 | .000 | 0-0 | .000 | 1-2 | .500 | 1 | 1 | 2 | 2.0 | 1 | 0 | 0 | 0 | 0 | 1 | 1.0 | |
| AVILA | 02/14/11 | 2 | 0-1 | .000 | 0-0 | .000 | 0-0 | .000 | 0 | 0 | 0 | 2.0 | 1 | 0 | 0 | 0 | 1 | 0 | 0.5 | |
| at MidAmerica Nazarene | 02/19/11 | 1 | 0-0 | .000 | 0-0 | .000 | 0-0 | .000 | 0 | 0 | 0 | 2.1 | 0 | 0 | 0 | 0 | 0 | 0 | 0.8 | |
| AVILA | 03/03/11 | 1 | 0-1 | .000 | 0-0 | .000 | 0-0 | .000 | 0 | 0 | 0 | 1.0 | 0 | 0 | 0 | 0 | 0 | 0 | 0.7 | |
| WILLIAM JEWELL | 03/05/11 | 0 | 0-0 | .000 | 0-0 | .000 | 0-0 | .000 | 0 | 1 | 1 | 1.0 | 0 | 0 | 0 | 0 | 0 | 0 | 0.5 | |
| Totals | | 0 | 26 | 1-4 | .250 | 0-0 | .000 | 4-6 | .667 | 6 | 12 | 18 | 1.8 | 5 | 0 | 1 | 2 | 1 | 6 | 0.6 |



BRETT THOMPSON 41

Season Highs

| | |
|---------------------|---------------------------|
| Points | 18 vs. Missouri Baptist |
| Field Goals | 8 vs. Missouri Baptist |
| 3-Point Field Goals | 0 |
| FT Made | 5 - three times |
| Rebounds | 11 - three times |
| Assists | 4 - three times |
| Blocks | 3 vs. MidAmerica Nazarene |
| Steals | 2 vs. Avila |

Career Highs

| | |
|---------------------|--------------------|
| Points | 24 vs. Benedictine |
| Field Goals | 10 - two times |
| 3-Point Field Goals | 1 - three times |
| FT Made | 5 - four times |
| Rebounds | 14 vs. Benedictine |
| Assists | 4 - three times |
| Blocks | 5 - two times |
| Steals | 2 - three times |

| Season | GP-GS | FG-FGA | PCT | 3FG-3FGA | PCT | FT-FTA | PCT | OR | DR | TOT | AVG | PF | FO | A | TO | BLK | STL | PTS | AVG. |
|---------|-------|---------|------|----------|------|---------|------|----|-----|-----|-----|-----|----|----|-----|-----|-----|-----|------|
| 2009-10 | 23-22 | 117-197 | .594 | 3-23 | .130 | 48-68 | .706 | 42 | 113 | 155 | 6.7 | 71 | 2 | 19 | 53 | 38 | 6 | 285 | 12.4 |
| 2010-11 | 29-25 | 85-148 | .574 | 1-5 | .200 | 53-86 | .616 | 46 | 134 | 180 | 6.2 | 79 | 3 | 37 | 50 | 27 | 9 | 224 | 7.7 |
| Career | 52-47 | 202-345 | .586 | 4-28 | .143 | 101-154 | .656 | 88 | 247 | 335 | 6.4 | 150 | 5 | 56 | 103 | 65 | 15 | 509 | 9.8 |

Lindenwood

Career- Has played in 52 games and has started 47 in his two seasons as a Lion ... has been named honorable mention all-conference ... is averaging 9.8 points and 6.4 rebounds in his career ... averages 1.3 blocks a game and led the team in that category in 2009-10 ... compiled eight double-doubles ... has 24 double-digit scoring games .. has played in the conference tournament championship game in both seasons at Lindenwood.

2010-11- Appeared in 29 games while starting 25 ... battled an ankle injury for most of the season, but still averaged 7.7 points and 6.2 rebounds ... led the team in rebounds and was second on the squad with 27 blocked shots ... averaged 20.9 minutes a game ... shot 57 percent from the field and 62 percent from the free throw line ... ranks sixth in the HAAC in rebounding and fourth in block shots a game ... compiled three double-doubles ... scored a season-high 18 points in a win at Missouri Baptist ... grabbed 11 rebounds in three separate games ... blocked three shots against MidAmerica Nazarene and had at least one blocked shot in 19 games ... scored in double digits 10 times ... led the team in rebounds in 12 games ... made at least five field goals in eight games this season with a season-high eight against Missouri Baptist.

2009-10- Honorable Mention All-HAAC ... appeared in 23 games while starting 22 ... was second on the team with an average of 12.4 points scored ... led the team with a shooting percentage of 59 percent ... averaged 1.7 blocks a night which was the most on the team ... recorded 14 double-digit scoring games ... compiled five double-doubles ... scored a career-high in points with 22 against William Jewell and also grabbed 10 rebounds and had three blocks.

Prior to Lindenwood:

Attended Saint Louis University for one year ... played in 30 games and started seven of them ... averaged 2.0 points and 2.5 rebounds a game ... second on the team with 16 blocks ... made 13-of-18 free throw attempts ... recorded eight assists and six steals.

High School:

First-team all-state selection as a senior ... McDonald's All-American nominee ... set school records with 1,776 career points and 1,008 career rebounds ... as a senior, averaged 20 points, 11 rebounds and seven blocks a game ... as a junior, earned honorable mention all-state honors and fourth-team all-state by the Chicago Sun-Times ... rated by Rivals.com as the No. 18 center in the nation and rated by Scout.com as the No. 29 center ... participated in the Pangos All-American camp.

BRETT THOMPSON 41

2010-11 Game-by-Game Statistics

| Opponent | Date | pts | mins | Total | | 3-Pointers | | Free Throws | | Rebounds | | | pf | a | fto | blk | stl | pts | avg | |
|-------------------------|------------|-----|------|--------|------|------------|------|-------------|------|----------|-----|-----|-----|----|-----|-----|-----|-----|------|-----|
| | | | | fg | fgp | ft | ftp | off | def | tot | | | | | | | | | | |
| MCHEMERE | 11/05/10 * | 28 | 6-12 | .500 | 0-0 | .000 | 3-5 | .600 | 3 | 5 | 8 | 8.8 | 4 | 0 | 1 | 2 | 0 | 15 | 15.0 | |
| SOUTHERN NAZARENE | 11/06/10 * | 22 | 2-6 | .333 | 0-2 | .000 | 1-2 | .500 | 0 | 5 | 5 | 6.5 | 4 | 0 | 1 | 0 | 0 | 5 | 10.0 | |
| MARYVILLE | 11/11/10 * | 28 | 3-5 | .600 | 0-0 | .000 | 2-4 | .500 | 4 | 2 | 6 | 6.3 | 1 | 0 | 3 | 0 | 0 | 4 | 9.3 | |
| CONCORDIA SEMINARY | 11/12/10 * | 8 | 1-2 | .500 | 0-0 | .000 | 0-0 | .000 | 1 | 3 | 4 | 5.8 | 0 | 1 | 2 | 2 | 0 | 2 | 7.5 | |
| MID-CONTINENT | 11/16/10 * | 27 | 1-3 | .333 | 0-0 | .000 | 0-1 | .000 | 0 | 3 | 3 | 5.2 | 1 | 1 | 3 | 1 | 0 | 2 | 6.4 | |
| at Missouri Baptist | 11/30/10 * | 21 | 8-10 | .800 | 0-0 | .000 | 2-4 | .500 | 1 | 9 | 10 | 6.0 | 3 | 1 | 0 | 1 | 0 | 18 | 8.3 | |
| CULVER-STOCKTON | 12/02/10 * | 28 | 1-4 | .250 | 0-0 | .000 | 5-8 | .625 | 2 | 2 | 4 | 5.7 | 1 | 1 | 3 | 2 | 0 | 7 | 8.1 | |
| at Baker | 12/04/10 * | 27 | 5-6 | .833 | 0-0 | .000 | 2-3 | .667 | 4 | 4 | 8 | 6.0 | 2 | 4 | 2 | 0 | 0 | 12 | 8.6 | |
| at Evangel | 12/05/10 * | 24 | 3-5 | .600 | 0-0 | .000 | 3-4 | .750 | 0 | 7 | 7 | 6.1 | 4 | 3 | 1 | 1 | 0 | 9 | 8.7 | |
| at East-West | 12/14/10 * | 24 | 2-6 | .333 | 0-0 | .000 | 4-6 | .667 | 0 | 5 | 5 | 6.0 | 5 | 4 | 4 | 1 | 1 | 8 | 8.6 | |
| vs Rocky Mountain | 12/17/10 * | 21 | 1-4 | .250 | 0-0 | .000 | 2-2 | 1.000 | 1 | 5 | 6 | 6.8 | 3 | 3 | 1 | 1 | 0 | 4 | 8.2 | |
| at Robert Morris | 12/18/10 * | 18 | 3-7 | .429 | 0-0 | .000 | 2-2 | 1.000 | 3 | 2 | 5 | 5.9 | 4 | 4 | 3 | 1 | 1 | 8 | 8.2 | |
| CENTRAL BIBLE | 01/03/11 * | 16 | 5-7 | .714 | 0-0 | .000 | 1-2 | .500 | 4 | 6 | 10 | 6.2 | 1 | 1 | 2 | 1 | 0 | 11 | 8.4 | |
| MISSOURI VALLEY | 01/06/11 * | 31 | 3-7 | .429 | 0-0 | .000 | 0-2 | .000 | 2 | 9 | 11 | 6.6 | 2 | 2 | 3 | 0 | 1 | 6 | 8.2 | |
| at Graceland | 01/08/11 * | 26 | 1-1 | 1.000 | 0-0 | .000 | 0-2 | .000 | 2 | 2 | 4 | 6.4 | 4 | 2 | 5 | 2 | 0 | 2 | 7.8 | |
| at Avila | 01/10/11 * | 3 | 1-1 | 1.000 | 0-0 | .000 | 0-0 | .000 | 0 | 2 | 2 | 6.1 | 0 | 0 | 2 | 0 | 0 | 2 | 7.4 | |
| at Culver-Stockton | 01/27/11 * | 11 | 1-2 | .500 | 0-0 | .000 | 0-0 | .000 | 2 | 0 | 2 | 5.9 | 2 | 0 | 1 | 1 | 0 | 2 | 7.1 | |
| BAKER | 01/29/11 | 16 | 3-4 | .750 | 0-0 | .000 | 0-2 | .000 | 1 | 10 | 11 | 6.2 | 2 | 1 | 3 | 0 | 1 | 6 | 7.1 | |
| EVANGEL | 02/03/11 * | 32 | 4-8 | .500 | 1-1 | 1.000 | 2-2 | 1.000 | 0 | 4 | 8 | 6.3 | 4 | 0 | 1 | 1 | 0 | 11 | 7.3 | |
| at Benedictine | 02/05/11 * | 29 | 2-5 | .400 | 0-0 | .000 | 0-0 | .000 | 1 | 4 | 5 | 6.2 | 1 | 1 | 0 | 0 | 1 | 4 | 7.1 | |
| at Missouri Valley | 02/18/11 | 22 | 2-3 | .667 | 0-0 | .000 | 4-5 | .800 | 2 | 2 | 4 | 6.1 | 4 | 1 | 2 | 0 | 0 | 4 | 7.1 | |
| GRACELAND | 02/12/11 | 16 | 0-2 | .000 | 0-0 | .000 | 2-2 | 1.000 | 3 | 4 | 7 | 6.1 | 2 | 0 | 1 | 0 | 0 | 2 | 6.9 | |
| AVILA | 02/14/11 * | 22 | 0-8 | .000 | 0-0 | .000 | 5-7 | .714 | 1 | 2 | 3 | 6.8 | 2 | 0 | 0 | 1 | 2 | 5 | 6.8 | |
| at Central Methodist | 02/17/11 * | 23 | 5-7 | .714 | 0-0 | .000 | 5-6 | .833 | 3 | 2 | 5 | 6.0 | 2 | 1 | 1 | 0 | 0 | 15 | 7.2 | |
| at Mid-America Nazarene | 02/19/11 * | 21 | 7-9 | .778 | 0-1 | .000 | 3-7 | .429 | 2 | 4 | 6 | 6.8 | 3 | 0 | 2 | 3 | 0 | 17 | 7.6 | |
| WILLIAM JEWELL | 02/26/11 * | 27 | 5-7 | .714 | 0-0 | .000 | 3-4 | .750 | 2 | 9 | 11 | 6.2 | 4 | 3 | 0 | 1 | 0 | 13 | 7.8 | |
| AVILA | 03/03/11 * | 17 | 1-3 | .333 | 0-0 | .000 | 0-0 | .000 | 0 | 5 | 5 | 6.1 | 4 | 2 | 1 | 2 | 1 | 2 | 7.6 | |
| WILLIAM JEWELL | 03/05/11 * | 23 | 5-7 | .714 | 0-0 | .000 | 0-2 | .000 | 1 | 8 | 9 | 6.2 | 5 | 1 | 0 | 1 | 1 | 10 | 7.6 | |
| at Evangel | 03/08/11 * | 28 | 4-5 | .800 | 0-1 | .000 | 2-2 | 1.000 | 1 | 5 | 6 | 6.2 | 5 | 0 | 2 | 2 | 0 | 10 | 7.7 | |
| Totals | | 25 | 607 | 85-148 | .574 | 1-5 | .200 | 53-86 | .616 | 46 | 134 | 180 | 6.2 | 79 | 37 | 50 | 27 | 9 | 224 | 7.7 |





DEVIN JOHNSON

44

Season Highs

| | |
|---------------------|------------------------|
| Points | 4 - two times |
| Field Goals | 2 vs. Missouri Baptist |
| 3-Point Field Goals | 0 |
| FT Made | 2 - two times |
| Rebounds | 6 vs. Missouri Baptist |
| Assists | 1 - two times |
| Blocks | 0 |
| Steals | 0 |

Career Highs

| | |
|---------------------|------------------------|
| Points | 4 - two times |
| Field Goals | 2 vs. Missouri Baptist |
| 3-Point Field Goals | 0 |
| FT Made | 2 - two times |
| Rebounds | 6 vs. Missouri Baptist |
| Assists | 1 - two times |
| Blocks | 0 |
| Steals | 0 |

| Season | GP-GS | FG-FGA | PCT | 3FG-3FGA | PCT | FT-FTA | PCT | OR | DR | TOT | AVG | PF | FO | A | TO | BLK | STL | PTS | AVG. |
|---------|-------|--------|------|----------|------|--------|------|----|----|-----|-----|----|----|---|----|-----|-----|-----|------|
| 2010-11 | 14-0 | 7-22 | .318 | 0-0 | .000 | 6-14 | .429 | 9 | 15 | 24 | 1.7 | 6 | 0 | 2 | 9 | 0 | 0 | 20 | 1.4 |

Lindenwood

2010-11- Played in 14 games this season ... averaged 4.6 minutes a contest ... averaged 1.4 points and 1.7 rebounds ... played a season-high 12 minutes against Concordia Seminary ... was two for two from the field against Avila in conference tournament quarterfinals ... grabbed a season-high six rebounds in a win over Missouri Baptist.

High School:

Attended Luther North High School.

Personal:

Son of Patricia Johnson ... has one sibling, Louciana.

2010-11 Game-by-Game Statistics

| Opponent | Date | pts | min | Total | | 3-Pointers | | Free Throws | | Rebounds | | | | | pts | avg | | | | |
|------------------------|----------|----------|-----------|-------------|-------------|------------|-------------|-------------|-------------|----------|-----------|-----------|------------|----------|----------|----------|----------|----------|-----------|------------|
| | | | | fg-fga | pcnt | 3fg-fga | pcnt | ft-fa | pcnt | off | def | tot | avg | pf | | | fo | a | to | blk |
| CONCORDIA SEMINARY | 11/12/10 | 12 | | 0-2 | .000 | 0-0 | .000 | 0-0 | .000 | 2 | 0 | 2 | 2.0 | 1 | 1 | 1 | 0 | 0 | 0 | 0.0 |
| at Missouri Baptist | 11/30/10 | 5 | | 2-4 | .500 | 0-0 | .000 | 0-0 | .000 | 2 | 4 | 6 | 4.0 | 1 | 0 | 0 | 0 | 0 | 4 | 2.0 |
| CULVER-STOCKTON | 12/02/10 | 1 | | 0-1 | .000 | 0-0 | .000 | 0-0 | .000 | 0 | 0 | 0 | 2.7 | 0 | 0 | 1 | 0 | 0 | 0 | 1.3 |
| CENTRAL BIBLE | 01/03/11 | 5 | | 1-3 | .333 | 0-0 | .000 | 2-4 | .500 | 0 | 1 | 1 | 2.3 | 0 | 0 | 0 | 0 | 0 | 4 | 2.0 |
| MIDAMERICA NAZARENE | 01/15/11 | 3 | | 0-1 | .000 | 0-0 | .000 | 0-0 | .000 | 1 | 0 | 1 | 2.0 | 0 | 1 | 0 | 0 | 0 | 0 | 1.6 |
| at William Jewell | 01/22/11 | 7 | | 0-1 | .000 | 0-0 | .000 | 2-4 | .500 | 1 | 0 | 1 | 1.8 | 2 | 0 | 1 | 0 | 0 | 2 | 1.7 |
| BENEDICTINE | 01/24/11 | 5 | | 0-1 | .000 | 0-0 | .000 | 0-0 | .000 | 0 | 1 | 1 | 1.7 | 1 | 0 | 0 | 0 | 0 | 0 | 1.4 |
| at Culver-Stockton | 01/27/11 | 5 | | 1-1 | 1.000 | 0-0 | .000 | 1-2 | .500 | 2 | 1 | 3 | 1.9 | 1 | 0 | 1 | 0 | 0 | 3 | 1.6 |
| BANKER | 01/29/11 | 5 | | 0-1 | .000 | 0-0 | .000 | 0-0 | .000 | 0 | 1 | 1 | 1.8 | 0 | 0 | 1 | 0 | 0 | 0 | 1.4 |
| AVILA | 02/14/11 | 3 | | 0-0 | .000 | 0-0 | .000 | 1-2 | .500 | 0 | 1 | 1 | 1.7 | 0 | 0 | 0 | 0 | 0 | 1 | 1.4 |
| at MidAmerica Nazarene | 02/19/11 | 1 | | 0-0 | .000 | 0-0 | .000 | 0-0 | .000 | 0 | 0 | 0 | 1.5 | 0 | 0 | 0 | 0 | 0 | 0 | 1.3 |
| WILLIAM JEWELL | 02/26/11 | 7 | | 1-3 | .333 | 0-0 | .000 | 0-0 | .000 | 0 | 5 | 5 | 1.8 | 0 | 0 | 3 | 0 | 0 | 2 | 1.3 |
| AVILA | 03/03/11 | 1 | | 2-2 | 1.000 | 0-0 | .000 | 0-0 | .000 | 0 | 1 | 1 | 1.8 | 0 | 0 | 0 | 0 | 0 | 4 | 1.5 |
| WILLIAM JEWELL | 03/05/11 | 5 | | 0-2 | .000 | 0-0 | .000 | 0-2 | .000 | 1 | 0 | 1 | 1.7 | 0 | 0 | 1 | 0 | 0 | 0 | 1.4 |
| Totals | | 0 | 65 | 7-22 | .318 | 0-0 | .000 | 6-14 | .429 | 9 | 15 | 24 | 1.7 | 6 | 2 | 9 | 0 | 0 | 20 | 1.4 |

2010-11 COMBINED STATS

Overall record: 28-5 Conf: 17-3 Home: 15-3 Away: 12-2 Neutral: 1-0

| # | Player | pos | gp | min | Total | | | 3-Point | | F-Throws | | Rebounds | | | | | | | | | | |
|----------------|-----------------|-------|------|------|----------|------|---------|---------|---------|----------|-----|----------|------|------|-----|-----|-----|-----|----|-----|------|------|
| | | | | | pts | reb | ast | fg% | 3pt% | fg% | off | def | tot | blk | stl | pts | avg | | | | | |
| 12 | Romer Sothberg | 33-33 | 1008 | 30.5 | 178-374 | .476 | 48-119 | .403 | 149-171 | .871 | 11 | 79 | 90 | 2.7 | 29 | 1 | 144 | 62 | 1 | 34 | 553 | 16.8 |
| 24 | Richard Rose | 33-33 | 996 | 30.2 | 130-268 | .479 | 69-175 | .399 | 62-97 | .645 | 10 | 70 | 86 | 2.7 | 41 | 0 | 46 | 29 | 1 | 41 | 447 | 13.5 |
| 13 | Alex Bazzell | 31-31 | 957 | 30.9 | 98-245 | .400 | 37-109 | .339 | 154-186 | .828 | 12 | 94 | 106 | 3.4 | 43 | 0 | 101 | 68 | 9 | 21 | 387 | 12.5 |
| 31 | Alfred Nelson | 33-12 | 657 | 19.9 | 97-184 | .527 | 15-48 | .313 | 47-62 | .758 | 33 | 113 | 146 | 4.4 | 64 | 1 | 23 | 39 | 30 | 16 | 256 | 7.8 |
| 41 | Brett Thompson | 29-25 | 607 | 20.9 | 85-148 | .574 | 1-5 | .200 | 53-85 | .616 | 46 | 134 | 180 | 6.2 | 79 | 3 | 37 | 58 | 27 | 9 | 224 | 7.7 |
| 21 | Michael Boos | 33-2 | 541 | 16.4 | 65-146 | .445 | 45-96 | .469 | 17-23 | .739 | 6 | 27 | 33 | 1.0 | 42 | 0 | 21 | 36 | 0 | 14 | 192 | 5.8 |
| 14 | Garrett Rees | 33-5 | 576 | 15.6 | 61-188 | .670 | 8-1 | .000 | 52-92 | .565 | 45 | 90 | 135 | 4.1 | 44 | 0 | 14 | 18 | 11 | 10 | 174 | 5.3 |
| 33 | David King | 33-24 | 602 | 18.2 | 61-122 | .500 | 0-1 | .000 | 19-41 | .463 | 50 | 124 | 174 | 5.3 | 42 | 1 | 22 | 52 | 13 | 14 | 141 | 4.3 |
| 23 | Braedon Hunter | 30-0 | 365 | 12.2 | 25-81 | .309 | 23-74 | .311 | 5-5 | 1.000 | 4 | 16 | 20 | 0.7 | 28 | 0 | 19 | 7 | 2 | 7 | 78 | 2.6 |
| 01 | Ekan Eren | 24-0 | 210 | 8.8 | 24-51 | .471 | 1-4 | .250 | 10-20 | .500 | 12 | 38 | 50 | 2.1 | 29 | 0 | 3 | 16 | 0 | 8 | 59 | 2.5 |
| 44 | Devin Johnson | 14-0 | 65 | 4.6 | 7-22 | .318 | 8-0 | .000 | 6-14 | .429 | 9 | 15 | 24 | 1.7 | 6 | 0 | 2 | 9 | 0 | 0 | 28 | 1.4 |
| 32 | Tyler Harris | 14-0 | 66 | 4.7 | 5-21 | .238 | 5-18 | .278 | 0-2 | .000 | 0 | 8 | 8 | 0.6 | 6 | 0 | 6 | 2 | 0 | 3 | 15 | 1.1 |
| 40 | Michael Simmons | 10-0 | 26 | 2.6 | 1-4 | .250 | 8-0 | .000 | 4-6 | .667 | 6 | 12 | 18 | 1.8 | 5 | 0 | 0 | 1 | 2 | 1 | 6 | 0.6 |
| 30 | Alex Tiley | 10-0 | 27 | 2.7 | 0-4 | .000 | 0-3 | .000 | 0-0 | .000 | 1 | 3 | 4 | 0.4 | 1 | 0 | 0 | 3 | 0 | 0 | 0 | 0.0 |
| 22 | Tyler Donaldson | 1-0 | 2 | 2.0 | 0-1 | .000 | 8-0 | .000 | 8-0 | .000 | 0 | 0 | 0 | 0.0 | 1 | 0 | 0 | 1 | 0 | 0 | 0 | 0.0 |
| Team | | | | | | | | | | | | | | 29 | 54 | 83 | | | | 7 | | |
| Total..... | | 33 | 6645 | | 845-1791 | .472 | 264-653 | .404 | 998-805 | .743 | 282 | 877 | 1159 | 35.1 | 580 | 6 | 438 | 399 | 96 | 178 | 2552 | 77.3 |
| Opponents..... | | 33 | 6645 | | 823-1986 | .414 | 206-591 | .349 | 312-495 | .630 | 357 | 751 | 1108 | 33.6 | 675 | 24 | 406 | 409 | 74 | 185 | 2164 | 65.6 |

| TEAM STATISTICS | LU | OPP |
|------------------------|----------|----------|
| SCORING | 2552 | 2164 |
| Points per game | 77.3 | 65.6 |
| Scoring margin | +11.8 | - |
| FIELD GOALS-ATT | 845-1791 | 823-1986 |
| Field goal pct | .472 | .414 |
| 3 POINT FG-ATT | 264-653 | 206-591 |
| 3-point FG pct | .404 | .349 |
| 3-pt FG made per game | 8.0 | 6.2 |
| FREE THROWS-ATT | 598-885 | 312-495 |
| Free throw pct | .673 | .630 |
| F-Throws made per game | 18.1 | 9.5 |
| REBOUNDS | 1159 | 1188 |
| Rebounds per game | 35.1 | 35.6 |
| Rebounding margin | +1.5 | - |
| ASSISTS | 438 | 486 |
| Assists per game | 13.3 | 12.3 |
| TURNOVERS | 399 | 489 |
| Turnovers per game | 12.1 | 12.4 |
| Turnover margin | +0.3 | - |
| Assist/turnover ratio | 1.1 | 1.0 |
| STEALS | 178 | 185 |
| Steals per game | 5.4 | 5.6 |
| BLOCKS | 96 | 74 |
| Blocks per game | 2.9 | 2.2 |
| ATTENDANCE | 17277 | 5680 |
| Home games-Avg/Game | 18-968 | 14-385 |
| Neutral Site-Avg/Game | - | 1-150 |

| Score by Periods | 1st | 2nd | OT | Total |
|------------------|------|------|----|-------|
| Lindenwood | 1229 | 1305 | 18 | 2552 |
| Opponents | 1007 | 1141 | 16 | 2164 |

| Date | Opponent | Score | Att. |
|----------|------------------------|---------|------|
| 11/05/10 | MCKENDREE | W 81-79 | 1555 |
| 11/06/10 | SOUTHERN NAZARENE | L 71-79 | 800 |
| 11/11/10 | MARYVILLE | W 76-53 | 1028 |
| 11/12/10 | CONCORDIA SEMINARY | W 88-53 | 650 |
| 11/16/10 | MID-CONTINENT | W 77-63 | 475 |
| 11/20/10 | at Missouri Baptist | W 91-63 | 250 |
| 12/02/10 | CULVER-STOCKTON | W 82-58 | 828 |
| 12/04/10 | at Baker | W 72-53 | 300 |
| 12/09/10 | at Evangel | W 67-50 | 721 |
| 12/14/10 | at East-West | W 88-72 | 75 |
| 12/17/10 | vs Rocky Mountain | W 93-83 | 150 |
| 12/18/10 | at Robert Morris | W 79-72 | 300 |
| 01/03/11 | CENTRAL BIBLE | W 84-48 | 374 |
| 01/06/11 | MISSOURI VALLEY | W 77-66 | 888 |
| 01/08/11 | at Graceland | W 86-84 | 250 |
| 01/10/11 | at Avila | W 79-71 | 150 |
| 01/13/11 | CENTRAL METHODIST | W 84-74 | 816 |
| 01/15/11 | MIDAMERICA NAZARENE | W 97-73 | 1030 |
| 01/22/11 | at William Jewell | L 61-92 | 600 |
| 01/24/11 | BENEDICTINE | W 83-55 | 1261 |
| 01/27/11 | at Culver-Stockton | W 75-48 | 504 |
| 01/29/11 | BAKER | W 77-50 | 862 |
| 02/03/11 | EVANGEL | L 74-76 | 1314 |
| 02/05/11 | at Benedictine | W 61-45 | 400 |
| 02/10/11 | at Missouri Valley | W 75-71 | 300 |
| 02/12/11 | GRACELAND | W 95-82 | 541 |
| 02/14/11 | AVILA | W 76-54 | 840 |
| 02/17/11 | at Central Methodist | W 72-57 | 304 |
| 02/19/11 | at MidAmerica Nazarene | W 86-74 | 500 |
| 02/25/11 | WILLIAM JEWELL | L 64-89 | 2102 |
| 03/03/11 | AVILA | W 85-65 | 732 |
| 03/05/11 | WILLIAM JEWELL | W 76-66 | 1200 |
| 03/08/11 | at Evangel | L 62-89 | 676 |

* = Overtime game

2010-11 COMBINED STATS (vs. NAIA TOURNAMENT TEAMS)

| RECORD: | OVERALL | HOME | AWAY | NEUTRAL |
|----------------|---------|------|------|---------|
| ALL GAMES | 4-5 | 2-3 | 2-2 | 0-0 |
| CONFERENCE | 1-3 | 0-2 | 1-1 | 0-0 |
| NON-CONFERENCE | 3-2 | 2-1 | 1-1 | 0-0 |

| # | Player | gp-gs | min | avg | Total | | 3-Point | | F-Throws | | Rebounds | | | | | | | | | | | |
|----------------|-------------------|-------|------|------|---------|--------|----------|----------|----------|------|----------|-----|-----|------|-----|---|-----|-----|-----|-----|-----|------|
| | | | | | fg/fga | ft/fta | 3fg/3fga | 3fg/3fta | ft/fta | off | def | tot | avg | pf | shy | a | to | blk | stl | pts | avg | |
| 12 | Russell Soderberg | 9-9 | 283 | 31.4 | 47-112 | .420 | 8-33 | .242 | 58-62 | .932 | 1 | 19 | 20 | 2.2 | 26 | 0 | 27 | 21 | 0 | 9 | 152 | 16.9 |
| 24 | Richard Rose | 9-9 | 289 | 32.1 | 30-67 | .448 | 18-35 | .514 | 28-33 | .848 | 3 | 25 | 28 | 3.1 | 13 | 0 | 12 | 10 | 0 | 8 | 106 | 11.8 |
| 33 | Alex Barzell | 9-9 | 293 | 32.6 | 27-77 | .351 | 18-35 | .514 | 36-46 | .783 | 4 | 24 | 28 | 3.1 | 21 | 0 | 22 | 22 | 4 | 5 | 108 | 11.1 |
| 41 | Brett Thompson | 8-8 | 186 | 23.3 | 32-57 | .561 | 1-4 | .250 | 16-23 | .696 | 10 | 49 | 59 | 7.4 | 34 | 2 | 11 | 9 | 9 | 2 | 81 | 10.1 |
| 31 | Alfred Nelson | 9-4 | 279 | 24.3 | 33-68 | .550 | 8-20 | .400 | 11-14 | .786 | 9 | 39 | 48 | 5.3 | 20 | 0 | 7 | 11 | 7 | 4 | 85 | 9.4 |
| 01 | Erkan Eren | 4-0 | 40 | 10.0 | 8-13 | .615 | 1-1 | 1.000 | 1-3 | .333 | 3 | 10 | 13 | 3.3 | 4 | 0 | 0 | 1 | 0 | 1 | 18 | 4.5 |
| 21 | Michael Bloss | 9-0 | 149 | 16.6 | 10-29 | .345 | 7-16 | .438 | 4-6 | .667 | 0 | 3 | 3 | 0.3 | 10 | 0 | 5 | 18 | 0 | 0 | 31 | 3.4 |
| 04 | Garrett Reeg | 9-0 | 126 | 14.0 | 6-15 | .400 | 0-0 | .000 | 13-27 | .481 | 9 | 20 | 29 | 3.2 | 15 | 0 | 2 | 3 | 3 | 3 | 25 | 2.8 |
| 33 | David King | 9-6 | 196 | 15.3 | 10-25 | .400 | 8-0 | .000 | 4-9 | .444 | 12 | 17 | 29 | 3.2 | 12 | 0 | 5 | 19 | 4 | 2 | 24 | 2.7 |
| 44 | Devin Johnson | 3-0 | 19 | 6.3 | 1-6 | .167 | 0-0 | .000 | 2-6 | .333 | 2 | 5 | 7 | 2.3 | 2 | 0 | 0 | 5 | 0 | 0 | 4 | 1.3 |
| 23 | Brandon Huntel | 8-0 | 71 | 8.9 | 3-14 | .214 | 3-13 | .231 | 8-0 | .000 | 1 | 4 | 5 | 0.6 | 3 | 0 | 3 | 1 | 0 | 2 | 9 | 1.1 |
| 22 | Tyler Donaldson | 1-0 | 2 | 2.0 | 0-1 | .000 | 0-0 | .000 | 0-0 | .000 | 0 | 0 | 0 | 0.0 | 1 | 0 | 0 | 0 | 0 | 0 | 0 | 0.0 |
| 30 | Alex Tiley | 1-0 | 0 | 0.0 | 0-0 | .000 | 8-0 | .000 | 8-0 | .000 | 0 | 0 | 0 | 0.0 | 0 | 0 | 0 | 0 | 0 | 0 | 0 | 0.0 |
| 40 | Michael Simmons | 1-0 | 0 | 0.0 | 0-0 | .000 | 0-0 | .000 | 0-0 | .000 | 0 | 1 | 1 | 1.0 | 0 | 0 | 0 | 0 | 0 | 0 | 0 | 0.0 |
| 32 | Tyler Harris | 2-0 | 5 | 2.5 | 0-1 | .000 | 8-1 | .000 | 8-0 | .000 | 0 | 0 | 0 | 0.0 | 1 | 0 | 1 | 0 | 0 | 1 | 0 | 0.0 |
| Team | | | | | | | | | | | 12 | 12 | 24 | | | | 1 | | | | | |
| Total..... | | 9 | 1820 | | 287-477 | .434 | 56-158 | .354 | 165-219 | .753 | 66 | 238 | 294 | 32.7 | 162 | 2 | 95 | 113 | 27 | 37 | 625 | 70.6 |
| Opponents..... | | 9 | 1820 | | 241-573 | .421 | 56-156 | .359 | 114-183 | .623 | 128 | 225 | 353 | 39.2 | 181 | 3 | 111 | 90 | 29 | 56 | 652 | 72.4 |

| TEAM STATISTICS | LU | OPP | Date | Opponent | Score | Att. | | |
|------------------------|---------|---------|---------------------|-------------------|-------------------|-------|-------|------|
| SCORING | 625 | 622 | 11/05/10 | MCKENDREE | W | 81-79 | 1555 | |
| Points per game | 70.6 | 72.4 | 11/06/10 | SOUTHERN MAZARENE | L | 71-79 | 800 | |
| Scoring margin | -1.8 | - | - | 12/09/10 | at Evangel | W | 67-50 | 721 |
| FIELD GOALS-ATT | 287-477 | 241-573 | - | 12/18/10 | at Robert Morris | W | 79-72 | 900 |
| Field goal pct | .434 | .421 | - | 01/22/11 | at William Jewell | L | 61-92 | 600 |
| 3 POINT FG-ATT | 56-158 | 56-156 | - | 02/03/11 | EWINGEL | Lut | 74-76 | 1514 |
| 3-point FG pct | .354 | .359 | - | 02/26/11 | WILLIAM JEWELL | L | 64-89 | 2702 |
| 3-pt FG made per game | 6.2 | 6.2 | 03/05/11 | WILLIAM JEWELL | W | 76-66 | 1200 | |
| FREE THROWS-ATT | 165-219 | 114-183 | 03/09/11 | at Evangel | L | 62-89 | 876 | |
| Free throw pct | .753 | .623 | * = Conference game | | | | | |
| F-Throws made per game | 18.3 | 12.7 | | | | | | |
| REBOUNDS | 294 | 353 | | | | | | |
| Rebounds per game | 32.7 | 39.2 | | | | | | |
| Rebounding margin | -6.5 | - | | | | | | |
| ASSISTS | 95 | 111 | | | | | | |
| Assists per game | 10.6 | 12.3 | | | | | | |
| TURNOVERS | 113 | 90 | | | | | | |
| Turnovers per game | 12.6 | 10.0 | | | | | | |
| Turnover margin | -2.6 | - | | | | | | |
| Assist/turnover ratio | 0.8 | 1.2 | | | | | | |
| STEELES | 37 | 56 | | | | | | |
| Steals per game | 4.1 | 6.2 | | | | | | |
| BLOCKS | 27 | 29 | | | | | | |
| Blocks per game | 3.0 | 3.2 | | | | | | |
| ATTENDANCE | 8371 | 2487 | | | | | | |
| Home games-Avg/Game | 5-1384 | 4-624 | | | | | | |
| Neutral Site-Avg/Game | - | 0-0 | | | | | | |

| Score by Periods | 1st | 2nd | OT | Totals |
|------------------|-----|-----|----|--------|
| Lindenwood | 278 | 356 | 9 | 625 |
| Opponents | 301 | 340 | 11 | 622 |

2010-11 POINTS-REBOUNDS-ASSISTS

| Opponent | Date | Score | #1 | #2 | #3 | #12 | #21 | #21 | #21 |
|-------------------------|----------|-------|-----------|------------|------------|------------|-------------|-------------|-------------|
| | | | FRENCHMAN | BAZZELL, A | KEES, GARE | SOUBERS, B | BOOK, MICHA | KIMMEL, BRY | ROBE, MICHA |
| MCKENDREE | 11/05/10 | 81-79 | nr | DNP | 9-4-1 | 4-3-1 | 27-2-1 | 5-1-0 | 10-3-0 |
| SOUTHERN NAZARENE | 11/06/10 | 71-79 | L | 0-1-0 | 10-5-1 | 2-4-0 | 28-3-5 | 2-1-1 | 11-3-1 |
| MARYVILLE | 11/11/10 | 75-58 | nr | 4-4-1 | 2-4-3 | 2-2-1 | 19-4-7 | 17-0-2 | 10-2-2 |
| CONCORDIA SEMINARY | 11/12/10 | 68-53 | w | 8-6-0 | 11-5-4 | 2-0-1 | 4-2-4 | 4-0-0 | 10-1-2 |
| MID-CONTINENT | 11/16/10 | 77-60 | nr | 1-1-1 | 11-5-6 | 0-3-1 | 14-5-7 | 8-0-0 | 11-1-1 |
| at Missouri Baptist | 11/30/10 | 91-63 | w | 2-1-0 | 20-5-6 | 7-5-0 | 9-2-5 | 7-2-3 | 9-1-3 |
| CULVER-STOCKTON | 12/02/10 | 82-58 | nr | 1-0-1 | 10-3-6 | 3-7-1 | 19-2-4 | 3-0-2 | 17-4-2 |
| at Baker | 12/04/10 | 72-53 | w | DNP | 9-4-1 | 2-5-0 | 20-2-0 | 3-2-0 | 13-3-0 |
| at Esangel | 12/05/10 | 57-50 | nr | 11-2-1 | 4-2-1 | 0-4-1 | 14-0-3 | 7-0-0 | 17-4-3 |
| at East-West | 12/14/10 | 80-72 | w | 2-3-0 | 16-3-1 | 3-5-0 | 14-3-7 | 3-0-0 | 0-0-0 |
| vs Rocky Mountain | 12/17/10 | 93-83 | nr | 3-0-1 | 22-5-3 | 0-3-1 | 25-2-6 | 8-1-2 | 18-1-1 |
| at Robert Morris | 12/18/10 | 79-72 | w | DNP | 15-6-6 | 2-7-1 | 22-0-1 | 3-0-1 | DNP |
| CENTRAL BIBLE | 01/03/11 | 84-48 | nr | 3-4-1 | 11-3-2 | 3-4-1 | 7-2-2 | 10-2-1 | 5-0-0 |
| MISSOURI VALLEY | 01/06/11 | 77-66 | w | DNP | 22-1-3 | 0-1-0 | 24-2-6 | 2-0-1 | DNP |
| at Graceland | 01/08/11 | 85-84 | nr | 2-1-1 | 14-3-5 | 2-1-1 | 27-2-4 | 0-0-0 | 3-0-1 |
| at Avila | 01/10/11 | 79-71 | w | 0-2-0 | 16-4-2 | 14-7-1 | 18-6-5 | 0-1-1 | 0-2-2 |
| CENTRAL METHODIST | 01/13/11 | 84-74 | nr | 4-3-1 | 16-4-2 | 5-3-1 | 16-2-5 | 0-2-0 | 14-3-1 |
| MIDAMERICA NAZARENE | 01/15/11 | 97-73 | w | 4-3-2 | 8-0-2 | 13-8-1 | 15-2-9 | 14-2-1 | 6-2-1 |
| at William Jewell | 01/22/11 | 61-92 | L | 4-7-1 | 8-8-2 | 6-4-1 | 8-3-1 | 2-0-2 | 5-0-0 |
| BENEDICTINE | 01/24/11 | 69-55 | w | 0-0-0 | 19-5-3 | 16-15-0 | 14-6-1 | 0-1-0 | 0-0-0 |
| at Coker-Stockett | 01/27/11 | 75-48 | nr | 2-2-1 | 12-5-5 | 15-8-1 | 11-2-2 | 11-1-1 | DNP |
| BAKER | 01/29/11 | 77-50 | w | 0-1-1 | 16-2-4 | 5-4-1 | 12-1-4 | 14-4-0 | 8-0-1 |
| EVANGEL | 02/03/11 | 74-76 | L | DNP | 11-1-3 | 2-1-1 | 10-6-4 | 11-0-0 | 10-1-0 |
| at Benedictine | 02/05/11 | 61-45 | w | DNP | 11-5-7 | 11-7-0 | 23-2-4 | 2-3-0 | 3-2-0 |
| at Missouri Valley | 02/10/11 | 75-71 | nr | DNP | 5-2-2 | 8-1-1 | 12-5-3 | 5-3-0 | 3-1-1 |
| GRACELAND | 02/12/11 | 95-82 | w | 4-2-0 | 7-5-7 | 8-4-3 | 20-3-4 | 14-1-0 | 6-1-0 |
| AVILA | 02/14/11 | 75-54 | nr | 1-0-1 | 10-3-2 | 10-3-1 | 9-2-8 | 21-2-0 | 3-3-0 |
| at Central Methodist | 02/17/11 | 72-57 | w | 0-3-0 | DNP | 9-4-2 | 23-5-4 | 10-2-1 | 0-0-0 |
| at Mid-America Nazarene | 02/19/11 | 85-74 | nr | 2-0-1 | DNP | 4-2-1 | 23-3-9 | 2-1-0 | 5-0-0 |
| WILLIAM JEWELL | 02/26/11 | 64-69 | L | DNP | 7-3-1 | 4-0-0 | 16-1-2 | 0-1-0 | 0-0-0 |
| AVILA | 03/03/11 | 85-65 | nr | 1-1-1 | 19-2-3 | 6-2-1 | 23-2-6 | 3-0-0 | 3-1-1 |
| WILLIAM JEWELL | 03/05/11 | 76-66 | w | DNP | 16-3-5 | 2-3-0 | 18-3-5 | 0-0-1 | 3-0-0 |
| at Esangel | 03/08/11 | 52-69 | L | 4-3-1 | 20-4-2 | 3-3-1 | 9-2-5 | 0-0-0 | 11-2-2 |

| Opponent | Date | Score | #31 | #31 | #32 | #33 | #41 | #41 | #41 |
|-------------------------|----------|-------|------------|-------------|--------------|-------------|--------------|-------------|-------------|
| | | | TULEY, ALE | NELSON, ALF | BARRETT, TYL | KING, DANNI | SHINDERS, MI | THOMPSON, B | JOHNSON, DE |
| MCKENDREE | 11/05/10 | 81-79 | nr | DNP | 8-5-0 | DNP | 2-5-0 | DNP | 15-8-0 |
| SOUTHERN NAZARENE | 11/06/10 | 71-79 | L | DNP | 6-3-0 | DNP | 7-5-0 | DNP | 5-5-0 |
| MARYVILLE | 11/11/10 | 75-58 | nr | DNP | 6-3-0 | 0-0-1 | 8-7-0 | 0-2-0 | 8-6-0 |
| CONCORDIA SEMINARY | 11/12/10 | 68-53 | w | 0-3-0 | 2-4-0 | 9-3-2 | 1-5-0 | 1-5-0 | 2-4-1 |
| MID-CONTINENT | 11/16/10 | 77-60 | nr | DNP | 14-3-0 | DNP | 3-3-1 | DNP | 2-3-1 |
| at Missouri Baptist | 11/30/10 | 91-63 | w | 0-0-0 | 4-3-0 | 0-2-1 | 7-11-1 | DNP | 18-10-1 |
| CULVER-STOCKTON | 12/02/10 | 82-58 | nr | 1-0-1 | 8-5-0 | 0-0-1 | 10-8-0 | 2-2-0 | 7-4-1 |
| at Baker | 12/04/10 | 72-53 | w | DNP | 5-5-1 | DNP | 8-6-1 | DNP | 12-8-4 |
| at Esangel | 12/05/10 | 57-50 | nr | DNP | 6-4-0 | DNP | 0-2-0 | DNP | 5-7-3 |
| at East-West | 12/14/10 | 80-72 | w | DNP | 9-3-1 | DNP | 0-7-0 | DNP | 8-5-4 |
| vs Rocky Mountain | 12/17/10 | 93-83 | nr | DNP | 11-5-0 | DNP | 2-1-2 | DNP | 4-5-3 |
| at Robert Morris | 12/18/10 | 79-72 | w | DNP | 17-7-1 | DNP | 4-5-2 | DNP | 8-5-4 |
| CENTRAL BIBLE | 01/03/11 | 84-48 | nr | 1-0-1 | 11-3-1 | 5-2-1 | 2-5-0 | 2-4-0 | 11-10-1 |
| MISSOURI VALLEY | 01/06/11 | 77-66 | w | DNP | 2-9-1 | DNP | 2-8-0 | DNP | 6-11-2 |
| at Graceland | 01/08/11 | 85-84 | nr | DNP | 11-2-0 | DNP | 0-4-2 | DNP | 2-4-2 |
| at Avila | 01/10/11 | 79-71 | w | DNP | 10-4-0 | DNP | 4-0-0 | DNP | 2-2-0 |
| CENTRAL METHODIST | 01/13/11 | 84-74 | nr | DNP | 19-1-2 | DNP | 10-5-1 | DNP | DNP |
| MIDAMERICA NAZARENE | 01/15/11 | 97-73 | w | 0-0-0 | 9-6-3 | 0-0-0 | 20-9-0 | 0-2-0 | DNP |
| at William Jewell | 01/22/11 | 61-92 | L | DNP | 15-3-0 | 0-0-1 | 8-4-0 | DNP | DNP |
| BENEDICTINE | 01/24/11 | 69-55 | w | DNP | 7-6-1 | DNP | 0-5-0 | DNP | DNP |
| at Coker-Stockett | 01/27/11 | 75-48 | nr | 1-1-1 | 4-3-1 | 0-1-1 | 7-10-2 | 1-2-0 | 2-2-0 |
| BAKER | 01/29/11 | 77-50 | w | DNP | 5-2-1 | 0-0-0 | 1-2-2 | DNP | 6-11-1 |
| EVANGEL | 02/03/11 | 74-76 | L | DNP | 3-5-2 | DNP | 0-3-1 | DNP | 11-8-0 |
| at Benedictine | 02/05/11 | 61-45 | w | DNP | 6-5-0 | DNP | 1-4-0 | DNP | 4-5-1 |
| at Missouri Valley | 02/10/11 | 75-71 | nr | DNP | 2-4-0 | DNP | 14-7-1 | DNP | 11-4-1 |
| GRACELAND | 02/12/11 | 95-82 | w | DNP | 4-2-0 | DNP | 3-5-1 | DNP | 2-7-0 |
| AVILA | 02/14/11 | 75-54 | nr | 1-0-1 | 2-5-1 | 0-0-1 | 4-10-1 | 0-0-0 | 5-3-0 |
| at Central Methodist | 02/17/11 | 72-57 | w | DNP | 13-7-0 | 0-0-0 | 0-4-0 | DNP | 15-5-1 |
| at Mid-America Nazarene | 02/19/11 | 85-74 | nr | 1-0-1 | 5-1-1 | 0-0-1 | 6-11-2 | 0-0-0 | 17-5-0 |
| WILLIAM JEWELL | 02/26/11 | 64-69 | L | DNP | 12-2-2 | DNP | 2-2-1 | DNP | 13-11-3 |
| AVILA | 03/03/11 | 85-65 | nr | 1-0-1 | 2-5-2 | 0-0-1 | 4-7-0 | 0-0-0 | 2-5-2 |
| WILLIAM JEWELL | 03/05/11 | 76-66 | w | 0-0-0 | 11-8-1 | 0-0-0 | 1-2-0 | 0-1-0 | 10-9-1 |
| at Esangel | 03/08/11 | 52-69 | L | DNP | 7-5-1 | DNP | 0-0-1 | DNP | 10-5-0 |

2010-11 GAME-BY-GAME COMPARISON

| Opponent | 1st | 2nd | Score | Mar | Total FG | FG Pct | 3-Pointers | 3FG Pct | Free Throws | FT Pct | Rebounds | Assist | TOVr | Block | Steal | Fouls | |
|---------------------|-------|-------|-------|------|-------------|-----------|-------------|-----------|-------------|-----------|----------|--------|-------|-------|-------|-------|-------|
| MCKENDREE | 31/28 | 50/51 | 81-79 | +2 | 26-61/30-74 | .426/.405 | 1-10/5-19 | .100/.263 | 28-37/14-20 | .800/.700 | 37/46 | (9) | 2/12 | 11/12 | 8/3 | 3/6 | 20/24 |
| SOUTHERN NAZARENE | 26/36 | 45/43 | 71-79 | (8) | 24-54/25-62 | .444/.403 | 5-18/9-21 | .278/.429 | 18-25/20-30 | .720/.667 | 32/39 | (7) | 8/10 | 12/10 | 4/4 | 2/7 | 21/22 |
| MARYVILLE | 48/30 | 36/23 | 76-53 | +23 | 28-55/21-47 | .509/.447 | 11-22/6-21 | .500/.286 | 9-15/5-6 | .600/1000 | 36/19 | +17 | 17/10 | 11/12 | 8/1 | 6/7 | 11/28 |
| CONCORDIA SEMINARY | 45/20 | 23/33 | 68-53 | +15 | 25-66/23-59 | .379/.390 | 10-26/4-12 | .385/.333 | 8-14/3-4 | .571/.750 | 42/36 | +6 | 15/14 | 10/14 | 6/0 | 9/5 | 6/12 |
| MID-CONTINENT | 31/30 | 48/38 | 77-58 | +17 | 23-45/22-58 | .511/.373 | 12-21/8-13 | .571/.615 | 19-24/8-8 | .792/1000 | 30/52 | (7) | 17/10 | 18/18 | 3/4 | 4/8 | 13/23 |
| Missouri Baptist | 45/22 | 46/41 | 91-63 | +28 | 33-72/23-65 | .458/.354 | 6-16/5-15 | .375/.333 | 19-25/12-30 | .760/400 | 52/39 | +13 | 23/15 | 7/10 | 3/3 | 5/4 | 27/22 |
| CULVER-STOCKTON | 27/27 | 52/31 | 82-58 | +24 | 28-57/22-53 | .491/.415 | 7-20/5-21 | .330/.238 | 19-30/9-15 | .633/.600 | 38/25 | +13 | 15/10 | 13/16 | 3/8 | 6/6 | 14/23 |
| Baker | 34/25 | 38/28 | 72-53 | +19 | 26-54/21-57 | .481/.368 | 5-19/3-12 | .263/.250 | 15-24/8-18 | .625/.444 | 41/32 | +9 | 7/4 | 13/13 | 3/1 | 4/4 | 14/22 |
| Evangel | 25/23 | 42/27 | 67-58 | +17 | 21-46/21-58 | .457/.366 | 8-21/2-18 | .381/.154 | 17-23/6-21 | .738/.286 | 30/44 | (14) | 10/8 | 11/12 | 1/2 | 4/6 | 20/19 |
| East-West | 41/29 | 39/43 | 80-72 | +8 | 27-55/28-59 | .491/.475 | 9-23/4-17 | .391/.235 | 17-24/12-16 | .708/.750 | 33/39 | - | 14/12 | 19/20 | 1/1 | 6/11 | 15/19 |
| Rocky Mountain | 46/44 | 47/28 | 85-83 | +10 | 28-48/31-78 | .571/.443 | 18-19/12-23 | .667/.522 | 27-32/9-13 | .844/.692 | 29/57 | (8) | 19/14 | 17/17 | 2/3 | 11/6 | 17/25 |
| Robert Morris | 40/39 | 39/33 | 79-72 | +7 | 25-52/26-70 | .481/.371 | 8-15/10-23 | .533/.435 | 21-24/10-16 | .875/.625 | 36/39 | (3) | 18/19 | 17/13 | 3/4 | 6/9 | 20/20 |
| CENTRAL BIBLE | 41/27 | 43/21 | 84-88 | +36 | 25-55/21-53 | .455/.393 | 6-20/3-16 | .300/.188 | 6-20/3-6 | .750/.500 | 44/29 | +15 | 14/10 | 11/15 | 5/6 | 3/6 | 11/21 |
| MISSOURI VALLEY | 33/31 | 44/35 | 77-66 | +11 | 25-55/26-61 | .455/.426 | 10-22/5-15 | .455/.333 | 17-21/9-17 | .810/.529 | 36/36 | - | 14/15 | 14/13 | 1/4 | 6/6 | 13/21 |
| Graceland | 48/36 | 38/48 | 86-84 | +2 | 29-48/31-53 | .604/.585 | 13-25/12-17 | .520/.706 | 15-20/10-15 | .750/.667 | 23/24 | (1) | 16/23 | 14/11 | 3/1 | 2/2 | 18/17 |
| Avila | 39/47 | 40/24 | 79-71 | +8 | 26-52/26-59 | .500/.441 | 5-17/11-27 | .294/.407 | 22-30/8-18 | .733/.444 | 30/38 | (8) | 12/15 | 9/11 | 1/0 | 6/3 | 18/24 |
| CENTRAL METHODIST | 51/33 | 33/41 | 84-74 | +10 | 26-51/28-57 | .510/.491 | 3-11/7-22 | .273/.318 | 28-33/11-15 | .854/.733 | 29/28 | +1 | 11/13 | 12/17 | 1/1 | 7/11 | 13/26 |
| MIDAMERICA NAZARENE | 50/30 | 47/43 | 97-73 | +24 | 36-64/30-70 | .563/.429 | 11-22/4-12 | .500/.333 | 14-18/9-12 | .778/.750 | 37/32 | +5 | 21/14 | 12/12 | 3/0 | 5/7 | 15/19 |
| William Jewell | 24/48 | 37/43 | 61-92 | (31) | 22-58/34-66 | .440/.515 | 4-13/12-22 | .308/.545 | 13-23/12-18 | .565/.667 | 27/44 | (17) | 7/22 | 12/3 | 1/2 | 1/6 | 17/22 |
| BENEDICTINE | 39/31 | 30/24 | 69-55 | +14 | 22-57/23-65 | .386/.354 | 5-16/4-11 | .313/.364 | 20-23/5-12 | .870/.417 | 46/36 | +10 | 8/7 | 9/8 | 5/4 | 5/4 | 12/20 |
| Culver-Stockton | 31/21 | 44/27 | 75-88 | -27 | 25-57/14-52 | .438/.268 | 5-17/5-22 | .294/.227 | 20-33/15-21 | .606/.714 | 50/27 | -23 | 15/9 | 11/14 | 4/3 | 6/4 | 19/24 |
| BAKER | 36/21 | 41/29 | 77-50 | +27 | 28-53/19-55 | .528/.345 | 13-24/6-15 | .542/.400 | 8-14/6-8 | .571/.750 | 31/34 | (3) | 16/7 | 11/15 | 1/6 | 7/7 | 8/14 |
| EVANGEL | 33/23 | 32/42 | 74-76 | (2) | 23-54/27-61 | .426/.443 | 10-23/4-16 | .438/.258 | 18-21/18-23 | .857/.783 | 27/52 | (5) | 14/10 | 15/11 | 1/2 | 6/5 | 19/19 |
| Benedictine | 30/20 | 31/25 | 61-45 | +16 | 22-55/19-51 | .400/.373 | 8-19/1-5 | .421/.200 | 9-11/6-11 | .818/.545 | 36/30 | +6 | 12/13 | 10/9 | 4/2 | 5/2 | 10/15 |
| Missouri Valley | 31/27 | 35/28 | 76-71 | +4 | 24-47/29-63 | .511/.468 | 6-17/11-26 | .368/.385 | 21-28/3-6 | .750/.500 | 33/52 | +1 | 9/19 | 15/10 | 8/1 | 4/6 | 15/21 |
| GRACELAND | 54/37 | 41/45 | 95-82 | +13 | 30-58/31-62 | .517/.500 | 17-31/11-25 | .548/.440 | 18-24/9-11 | .750/.818 | 32/28 | +4 | 17/11 | 11/12 | 4/0 | 6/3 | 13/19 |
| AVILA | 45/24 | 31/38 | 76-54 | +22 | 21-53/22-61 | .396/.361 | 10-28/7-24 | .367/.292 | 24-29/3-4 | .828/.750 | 36/33 | +3 | 14/7 | 6/14 | 5/1 | 6/4 | 10/23 |
| Central Methodist | 36/27 | 36/30 | 72-57 | +15 | 25-47/21-56 | .532/.375 | 6-14/4-23 | .429/.174 | 16-25/11-11 | .640/1000 | 34/27 | +7 | 9/12 | 9/9 | 3/2 | 7/6 | 11/19 |
| MidAmerica Nazarene | 48/46 | 46/28 | 86-74 | +12 | 29-58/27-56 | .508/.482 | 6-20/7-17 | .300/.412 | 22-31/13-17 | .718/.765 | 35/33 | -2 | 15/20 | 9/14 | 4/2 | 5/4 | 18/25 |
| WILLIAM JEWELL | 27/38 | 37/31 | 64-69 | (5) | 20-52/26-53 | .385/.491 | 4-16/2-9 | .250/.222 | 20-26/15-19 | .769/.789 | 29/33 | (4) | 10/8 | 11/14 | 1/4 | 8/5 | 15/20 |
| AVILA | 46/21 | 39/44 | 85-65 | +20 | 27-51/24-58 | .529/.400 | 14-30/6-24 | .467/.258 | 17-22/11-19 | .773/.579 | 32/36 | (3) | 19/11 | 15/15 | 4/8 | 6/5 | 17/28 |
| WILLIAM JEWELL | 32/28 | 44/38 | 76-66 | +10 | 24-53/25-65 | .453/.385 | 7-15/9-24 | .467/.375 | 21-29/7-18 | .724/.389 | 41/36 | +5 | 14/11 | 13/8 | 4/7 | 4/6 | 12/20 |
| Evangel | 32/37 | 30/32 | 62-83 | (7) | 22-55/27-63 | .408/.429 | 9-27/3-9 | .333/.333 | 9-13/12-18 | .692/.667 | 35/40 | (5) | 12/11 | 11/7 | 4/1 | 3/6 | 18/15 |

Note: Game totals are displayed in the format TENN/OPPONENT for each category

2010-11 TEAM GAME HIGHS/LOWS

Lindenwood - TEAM GAME HIGHS

| | | |
|-----------------------|--------------|-----------------------------------|
| POINTS | 97 | MIDAMERICA NAZARENE (01/15/11) |
| | 95 | GRACELAND (02/12/11) |
| | 93 | vs Rocky Mountain (12/17/10) |
| | 91 | at Missouri Baptist (11/30/10) |
| | 86 | at MidAmerica Nazarene (02/19/11) |
| | 86 | at Graceland (01/08/11) |
| FIELD GOALS MADE | 36 | MIDAMERICA NAZARENE (01/15/11) |
| | 33 | at Missouri Baptist (11/30/10) |
| FIELD GOAL ATTEMPTS | 72 | at Missouri Baptist (11/30/10) |
| | 66 | CONCORDIA SEMINARY (11/12/10) |
| FIELD GOAL PERCENTAGE | .604 (29-48) | at Graceland (01/08/11) |
| | .571 (28-49) | vs Rocky Mountain (12/17/10) |
| 3 PT FIELD GOALS MADE | 17 | GRACELAND (02/12/11) |
| | 14 | AVILA (03/03/11) |
| 3 PT FG ATTEMPTS | 31 | GRACELAND (02/12/11) |
| | 30 | AVILA (03/03/11) |
| 3 PT FG PERCENTAGE | .667 (10-15) | vs Rocky Mountain (12/17/10) |
| | .571 (12-21) | MID-CONTINENT (11/16/10) |
| FREE THROWS MADE | 29 | CENTRAL METHODIST (01/13/11) |
| | 28 | CENTRAL BIBLE (01/03/11) |
| | 28 | MCKENDREE (11/05/10) |
| FREE THROW ATTEMPTS | 36 | CENTRAL BIBLE (01/03/11) |
| | 35 | MCKENDREE (11/05/10) |
| FREE THROW PERCENTAGE | .879 (29-33) | CENTRAL METHODIST (01/13/11) |
| | .875 (21-24) | at Robert Morris (12/18/10) |
| REBOUNDS | 52 | at Missouri Baptist (11/30/10) |
| | 50 | at Culver-Stockton (01/27/11) |
| ASSISTS | 23 | at Missouri Baptist (11/30/10) |
| | 21 | MIDAMERICA NAZARENE (01/15/11) |
| STEALS | 11 | vs Rocky Mountain (12/17/10) |
| | 9 | CONCORDIA SEMINARY (11/12/10) |
| BLOCKED SHOTS | 8 | MCKENDREE (11/05/10) |
| TURNOVERS | 19 | at East-West (12/14/10) |
| | 18 | MID-CONTINENT (11/16/10) |
| FOULS | 27 | at Missouri Baptist (11/30/10) |

Lindenwood - GAME LOWS

| | | |
|-----------------------|--------------|--------------------------------|
| POINTS | 61 | at William Jewell (01/22/11) |
| | 61 | at Benedictine (02/05/11) |
| | 62 | at Evangel (03/08/11) |
| | 64 | WILLIAM JEWELL (02/26/11) |
| | 67 | at Evangel (12/09/10) |
| FIELD GOALS MADE | 20 | WILLIAM JEWELL (02/26/11) |
| | 21 | at Evangel (12/09/10) |
| | 21 | AVILA (02/14/11) |
| FIELD GOAL ATTEMPTS | 45 | MID-CONTINENT (11/16/10) |
| | 46 | at Evangel (12/09/10) |
| FIELD GOAL PERCENTAGE | .379 (25-66) | CONCORDIA SEMINARY (11/12/10) |
| | .385 (20-52) | WILLIAM JEWELL (02/26/11) |
| 3 PT FIELD GOALS MADE | 1 | MCKENDREE (11/05/10) |
| | 3 | CENTRAL METHODIST (01/13/11) |
| 3 PT FG ATTEMPTS | 10 | MCKENDREE (11/05/10) |
| | 11 | CENTRAL METHODIST (01/13/11) |
| 3 PT FG PERCENTAGE | .100 (1-10) | MCKENDREE (11/05/10) |
| | .250 (4-16) | WILLIAM JEWELL (02/26/11) |
| FREE THROWS MADE | 8 | CONCORDIA SEMINARY (11/12/10) |
| | 8 | BAKER (01/29/11) |
| FREE THROW ATTEMPTS | 11 | at Benedictine (02/05/11) |
| | 13 | at Evangel (03/08/11) |
| FREE THROW PERCENTAGE | .565 (13-23) | at William Jewell (01/22/11) |
| | .571 (8-14) | CONCORDIA SEMINARY (11/12/10) |
| | .571 (8-14) | BAKER (01/29/11) |
| REBOUNDS | 23 | at Graceland (01/08/11) |
| | 27 | at William Jewell (01/22/11) |
| | 27 | EVANGEL (02/03/11) |
| ASSISTS | 2 | MCKENDREE (11/05/10) |
| | 7 | at Baker (12/04/10) |
| | 7 | at William Jewell (01/22/11) |
| STEALS | 1 | at William Jewell (01/22/11) |
| | 2 | SOUTHERN NAZARENE (11/06/10) |
| | 2 | at Graceland (01/08/11) |
| BLOCKED SHOTS | 0 | MARYVILLE (11/11/10) |
| | 0 | at Missouri Valley (02/10/11) |
| TURNOVERS | 6 | AVILA (02/14/11) |
| | 7 | at Missouri Baptist (11/30/10) |
| FOULS | 6 | CONCORDIA SEMINARY (11/12/10) |

Opponent - GAME HIGHS

| | | |
|-----------------------|---------------|---------------------------------|
| POINTS | 92 | at William Jewell (01/22/11) |
| | 84 | at Graceland (01/08/11) |
| | 83 | vs Rocky Mountain (12/17/10) |
| | 82 | GRACELAND (02/12/11) |
| | 79 | SOUTHERN NAZARENE (11/06/10) |
| | 79 | MCKENDREE (11/05/10) |
| FIELD GOALS MADE | 34 | at William Jewell (01/22/11) |
| | 31 | GRACELAND (02/12/11) |
| | 31 | at Graceland (01/08/11) |
| | 31 | vs Rocky Mountain (12/17/10) |
| FIELD GOAL ATTEMPTS | 74 | MCKENDREE (11/05/10) |
| | 70 | MIDAMERICA NAZARENE (01/15/11) |
| | 70 | at Robert Morris (12/18/10) |
| | 70 | vs Rocky Mountain (12/17/10) |
| FIELD GOAL PERCENTAGE | .585 (31-53) | at Graceland (01/08/11) |
| | .515 (34-66) | at William Jewell (01/22/11) |
| 3 PT FIELD GOALS MADE | 12 | at William Jewell (01/22/11) |
| | 12 | at Graceland (01/08/11) |
| | 12 | vs Rocky Mountain (12/17/10) |
| 3 PT FG ATTEMPTS | 27 | at Avila (01/10/11) |
| | 26 | at Missouri Valley (02/10/11) |
| 3 PT FG PERCENTAGE | .706 (12-17) | at Graceland (01/08/11) |
| | .615 (8-13) | MID-CONTINENT (11/16/10) |
| FREE THROWS MADE | 20 | SOUTHERN NAZARENE (11/06/10) |
| | 18 | EVANGEL (02/03/11) |
| FREE THROW ATTEMPTS | 30 | at Missouri Baptist (11/30/10) |
| | 30 | SOUTHERN NAZARENE (11/06/10) |
| FREE THROW PERCENTAGE | 1.000 (11-11) | at Central Methodist (02/17/11) |
| | 1.000 (8-8) | MID-CONTINENT (11/16/10) |
| | 1.000 (5-5) | MARYVILLE (11/11/10) |
| REBOUNDS | 46 | MCKENDREE (11/05/10) |
| | 44 | at William Jewell (01/22/11) |
| | 44 | at Evangel (12/09/10) |
| ASSISTS | 23 | at Graceland (01/08/11) |
| | 22 | at William Jewell (01/22/11) |
| STEALS | 11 | at East-West (12/14/10) |
| | 10 | CENTRAL METHODIST (01/13/11) |
| BLOCKED SHOTS | 7 | WILLIAM JEWELL (03/05/11) |
| TURNOVERS | 20 | at East-West (12/14/10) |
| | 18 | MID-CONTINENT (11/16/10) |
| FOULS | 26 | CENTRAL METHODIST (01/13/11) |

Opponent - GAME LOWS

| | | |
|-----------------------|--------------|---------------------------------|
| POINTS | 45 | at Benedictine (02/05/11) |
| | 48 | CENTRAL BIBLE (01/03/11) |
| | 48 | at Culver-Stockton (01/27/11) |
| | 50 | at Evangel (12/09/10) |
| | 50 | BAKER (01/29/11) |
| FIELD GOALS MADE | 14 | at Culver-Stockton (01/27/11) |
| | 19 | BAKER (01/29/11) |
| | 19 | at Benedictine (02/05/11) |
| FIELD GOAL ATTEMPTS | 47 | MARYVILLE (11/11/10) |
| | 51 | at Benedictine (02/05/11) |
| FIELD GOAL PERCENTAGE | .269 (14-52) | at Culver-Stockton (01/27/11) |
| | .333 (21-63) | CENTRAL BIBLE (01/03/11) |
| 3 PT FIELD GOALS MADE | 1 | at Benedictine (02/05/11) |
| | 2 | at Evangel (12/09/10) |
| | 2 | WILLIAM JEWELL (02/26/11) |
| 3 PT FG ATTEMPTS | 5 | at Benedictine (02/05/11) |
| | 9 | WILLIAM JEWELL (02/26/11) |
| | 9 | at Evangel (03/08/11) |
| 3 PT FG PERCENTAGE | .154 (2-13) | at Evangel (12/09/10) |
| | .174 (4-23) | at Central Methodist (02/17/11) |
| FREE THROWS MADE | 3 | CONCORDIA SEMINARY (11/12/10) |
| | 3 | CENTRAL BIBLE (01/03/11) |
| | 3 | at Missouri Valley (02/10/11) |
| | 3 | AVILA (02/14/11) |
| FREE THROW ATTEMPTS | 4 | CONCORDIA SEMINARY (11/12/10) |
| | 4 | AVILA (02/14/11) |
| FREE THROW PERCENTAGE | .286 (6-21) | at Evangel (12/09/10) |
| | .389 (7-18) | WILLIAM JEWELL (03/05/11) |
| REBOUNDS | 19 | MARYVILLE (11/11/10) |
| | 24 | at Graceland (01/08/11) |
| ASSISTS | 4 | at Baker (12/04/10) |
| | 7 | BENEDICTINE (01/24/11) |
| | 7 | BAKER (01/29/11) |
| | 7 | AVILA (02/14/11) |
| STEALS | 2 | at Graceland (01/08/11) |
| | 2 | at Benedictine (02/05/11) |
| BLOCKED SHOTS | 0 | CONCORDIA SEMINARY (11/12/10) |
| | 0 | CULVER-STOCKTON (12/02/10) |
| | 0 | at Avila (01/10/11) |
| | 0 | MIDAMERICA NAZARENE (01/15/11) |
| | 0 | GRACELAND (02/12/11) |
| | 0 | AVILA (03/03/11) |
| TURNOVERS | 3 | at William Jewell (01/22/11) |
| | 7 | at Evangel (03/08/11) |
| FOULS | 12 | CONCORDIA SEMINARY (11/12/10) |

2010-11 INDIVIDUAL GAME HIGHS



2010-11 Lindenwood Statistics
Lindenwood Player High/Low Analysis (as of Mar 08, 2011)
All games

Lindenwood - INDIVIDUAL GAME HIGHS

| | | |
|--------------------------|---------------|--|
| Points | 28 | Kramer Soderberg vs Southern Nazarene (11/06/10) |
| | 27 | Richard Rose vs Graceland (02/12/11) |
| | 27 | Kramer Soderberg at Graceland (01/08/11) |
| | 27 | Kramer Soderberg vs McKendree (11/05/10) |
| | 26 | Richard Rose vs Evangel (02/03/11) |
| Field Goals Made | 9 | Kramer Soderberg vs Avila (03/03/11) |
| | 9 | David King vs MidAmerica Nazarene (01/15/11) |
| | 9 | Richard Rose at Graceland (01/08/11) |
| | 9 | Kramer Soderberg at Graceland (01/08/11) |
| | 9 | Kramer Soderberg vs Missouri Valley (01/06/11) |
| | 9 | Richard Rose at East-West (12/14/10) |
| | 9 | Kramer Soderberg vs McKendree (11/05/10) |
| Field Goal Att. | 17 | Kramer Soderberg vs McKendree (11/05/10) |
| | 16 | Kramer Soderberg at Central Methodist (02/17/11) |
| | 16 | Richard Rose at Missouri Valley (02/10/11) |
| | 16 | Kramer Soderberg vs Missouri Valley (01/06/11) |
| | 16 | Richard Rose at East-West (12/14/10) |
| | 16 | Richard Rose vs Mid-Continent (11/16/10) |
| FG Pct (min 5 made) | 1.000 (6-6) | David King at Missouri Valley (02/10/11) |
| | 1.000 (3-3) | Alex Bazzell at East-West (12/14/10) |
| 3-Point FG Made | 7 | Richard Rose at Graceland (01/08/11) |
| | 7 | Richard Rose vs Mid-Continent (11/16/10) |
| 3-Point FG Att. | 13 | Richard Rose vs Mid-Continent (11/16/10) |
| | 12 | Richard Rose vs Avila (03/03/11) |
| 3-Pt FG Pct (min 2 made) | 1.000 (4-4) | Kramer Soderberg vs Rocky Mountain (12/17/10) |
| | 1.000 (3-3) | Michael Boos vs Evangel (02/03/11) |
| | 1.000 (3-3) | Alfred Nelson at Robert Morris (12/18/10) |
| | 1.000 (2-2) | Brandon Kunkel at William Jewell (01/22/11) |
| | 1.000 (2-2) | Michael Boos vs Rocky Mountain (12/17/10) |
| | 1.000 (2-2) | Alex Bazzell at East-West (12/14/10) |
| | 1.000 (2-2) | Alex Bazzell at Missouri Baptist (11/30/10) |
| | 1.000 (2-2) | Michael Boos vs Mid-Continent (11/16/10) |
| Free Throws Made | 12 | Alex Bazzell vs Benedictine (01/24/11) |
| | 12 | Kramer Soderberg vs Central Methodist (01/13/11) |
| Free Throw Att. | 14 | Kramer Soderberg vs Central Methodist (01/13/11) |
| | 13 | Alex Bazzell vs Avila (03/03/11) |
| | 13 | Kramer Soderberg at MidAmerica Nazarene (02/19/11) |
| | 13 | Kramer Soderberg vs Southern Nazarene (11/06/10) |
| FT Pct (min 3 made) | 1.000 (12-12) | Alex Bazzell vs Benedictine (01/24/11) |
| | 1.000 (9-9) | Richard Rose vs Evangel (02/03/11) |
| | 1.000 (9-9) | Alex Bazzell vs Missouri Valley (01/06/11) |
| | 1.000 (9-9) | Alex Bazzell vs Rocky Mountain (12/17/10) |
| | 1.000 (9-9) | Kramer Soderberg at Evangel (12/09/10) |
| | 1.000 (9-9) | Kramer Soderberg vs McKendree (11/05/10) |
| | 1.000 (8-8) | Kramer Soderberg at Missouri Valley (02/10/11) |
| | 1.000 (8-8) | Alex Bazzell at Robert Morris (12/18/10) |
| | 1.000 (8-8) | Alex Bazzell at Missouri Baptist (11/30/10) |
| | 1.000 (7-7) | Richard Rose at MidAmerica Nazarene (02/19/11) |
| | 1.000 (7-7) | Richard Rose vs Graceland (02/12/11) |
| | 1.000 (7-7) | Alex Bazzell vs Central Methodist (01/13/11) |
| | 1.000 (6-6) | Kramer Soderberg vs William Jewell (03/05/11) |
| | 1.000 (6-6) | Kramer Soderberg at Graceland (01/08/11) |
| | 1.000 (6-6) | Richard Rose vs McKendree (11/05/10) |

| | | |
|-----------|-------------|--|
| | 1.000 (5-5) | Kramer Soderberg vs William Jewell (02/26/11) |
| | 1.000 (5-5) | Kramer Soderberg vs MidAmerica Nazarene (01/15/11) |
| | 1.000 (5-5) | Kramer Soderberg vs Mid-Continent (11/16/10) |
| | 1.000 (4-4) | Alex Bazzell at Evangel (03/08/11) |
| | 1.000 (4-4) | Michael Boos vs Avila (02/14/11) |
| | 1.000 (4-4) | Garrett Reeg vs Avila (02/14/11) |
| | 1.000 (4-4) | Richard Rose vs Avila (02/14/11) |
| | 1.000 (4-4) | Alex Bazzell vs Baker (01/29/11) |
| | 1.000 (4-4) | Alfred Nelson at Culver-Stockton (01/27/11) |
| | 1.000 (4-4) | Richard Rose vs Benedictine (01/24/11) |
| | 1.000 (4-4) | Richard Rose vs Central Methodist (01/13/11) |
| | 1.000 (4-4) | Richard Rose vs Missouri Valley (01/06/11) |
| | 1.000 (4-4) | Kramer Soderberg at Robert Morris (12/18/10) |
| | 1.000 (4-4) | Richard Rose vs Mid-Continent (11/16/10) |
| | 1.000 (3-3) | Garrett Reeg at Benedictine (02/05/11) |
| | 1.000 (3-3) | Kramer Soderberg vs Central Bible (01/03/11) |
| | 1.000 (3-3) | Brandon Kunkel vs Central Bible (01/03/11) |
| | 1.000 (3-3) | Richard Rose vs Rocky Mountain (12/17/10) |
| | 1.000 (3-3) | Alex Bazzell at Baker (12/04/10) |
| | 1.000 (3-3) | Kramer Soderberg at Missouri Baptist (11/30/10) |
| | 1.000 (3-3) | Kramer Soderberg vs Maryville (11/11/10) |
| Rebounds | 15 | Garrett Reeg vs Benedictine (01/24/11) |
| | 11 | Brett Thompson vs William Jewell (02/26/11) |
| | 11 | David King at MidAmerica Nazarene (02/19/11) |
| | 11 | Brett Thompson vs Baker (01/29/11) |
| | 11 | Brett Thompson vs Missouri Valley (01/06/11) |
| | 11 | David King at Missouri Baptist (11/30/10) |
| Assists | 9 | Kramer Soderberg at MidAmerica Nazarene (02/19/11) |
| | 9 | Kramer Soderberg vs MidAmerica Nazarene (01/15/11) |
| | 9 | Richard Rose vs Rocky Mountain (12/17/10) |
| Steals | 4 | Kramer Soderberg vs William Jewell (02/26/11) |
| | 3 | Richard Rose at Central Methodist (02/17/11) |
| | 3 | Richard Rose vs Evangel (02/03/11) |
| | 3 | Kramer Soderberg vs Baker (01/29/11) |
| | 3 | Richard Rose vs Central Methodist (02/03/11) |
| | 3 | Alfred Nelson at East-West (12/14/10) |
| | 3 | Kramer Soderberg vs Mid-Continent (11/16/10) |
| | 3 | Efion Fren vs Concordia Seminary (11/12/10) |
| | 3 | Brett Thompson at MidAmerica Nazarene (02/19/11) |
| | 3 | Alfred Nelson vs Benedictine (01/24/11) |
| | 3 | Alfred Nelson vs Concordia Seminary (11/12/10) |
| | 3 | David King vs McKendree (11/05/10) |
| | 3 | Kramer Soderberg vs Evangel (02/03/11) |
| | 3 | Brett Thompson at Graceland (01/08/11) |
| Turnovers | 6 | Brett Thompson at Evangel (03/08/11) |
| | 5 | Brett Thompson vs William Jewell (03/05/11) |
| | 5 | David King at Avila (01/10/11) |
| | 5 | Brett Thompson at East-West (12/14/10) |
| | 5 | Alfred Nelson at Missouri Baptist (11/30/10) |
| | 5 | Kramer Soderberg at Missouri Baptist (11/30/10) |



2010-11 Lindenwood Statistics
Lindenwood Opponent High/Low Analysis (as of Mar 08, 2011)
All games

OPPONENT INDIVIDUAL GAME HIGHS

| | | |
|--------------------------|-------------|--|
| Points | 24 | Jake Smith at Graceland (01/08/11) |
| | 24 | EJ Ross vs Rocky Mountain (12/17/10) |
| | 24 | Eric Hobbie vs McKendree (11/05/10) |
| | 23 | Jake Smith vs Graceland (02/12/11) |
| | 23 | Brad Burgess at Graceland (01/08/11) |
| Field Goals Made | 10 | Diante Watkins at Robert Morris (12/18/10) |
| | 10 | Nick Wilde vs Graceland (02/12/11) |
| Field Goal Att. | 21 | Eric Hobbie vs McKendree (11/05/10) |
| | 19 | Conner Langrehr at MidAmerica Nazarene (02/19/11) |
| FG Pct (min 5 made) | .873 (7-8) | Brad Burgess at Graceland (01/08/11) |
| | .857 (6-7) | Jan Mathews vs MidAmerica Nazarene (01/15/11) |
| 3-Point FG Made | 7 | Diante Watkins at Robert Morris (12/18/10) |
| | 5 | Chris Uz vs William Jewell (03/05/11) |
| | 5 | Brad Burgess at Graceland (01/08/11) |
| | 5 | EJ Ross vs Rocky Mountain (12/17/10) |
| | 5 | C.J. Henry vs Southern Nazarene (11/06/10) |
| 3-Point FG Att. | 12 | Diante Watkins at Robert Morris (12/18/10) |
| | 10 | Chris Uz vs William Jewell (03/05/11) |
| | 10 | C.J. Henry vs Southern Nazarene (11/06/10) |
| 3-Pt FG Pct (min 2 made) | 1.000 (3-3) | Jake Smith vs Graceland (02/12/11) |
| | 1.000 (2-2) | Keith McCullough at MidAmerica Nazarene (02/19/11) |
| | 1.000 (2-2) | Tristan Hill at Missouri Valley (02/10/11) |
| | 1.000 (2-2) | Jim McKee at Culver-Stockton (01/27/11) |
| | 1.000 (2-2) | Chris Henderson-Will at Graceland (01/08/11) |
| | 1.000 (2-2) | Michael Skinner at East-West (12/14/10) |
| | 1.000 (2-2) | Tim Bryant vs Mid-Continent (11/16/10) |
| Free Throws Made | 7 | Xavier Alexander vs Southern Nazarene (11/06/10) |
| | 6 | Peter Rodriguez at Culver-Stockton (01/27/11) |
| | 6 | Jon West vs Southern Nazarene (11/06/10) |
| Free Throw Att. | 10 | David Proter at Missouri Baptist (11/30/10) |
| | 10 | Xavier Alexander vs Southern Nazarene (11/06/10) |
| FT Pct (min 3 made) | 1.000 (6-6) | Jon West vs Southern Nazarene (11/06/10) |
| | 1.000 (5-5) | Adam Johnston vs William Jewell (02/26/11) |
| | 1.000 (5-5) | EJ Ross vs Rocky Mountain (12/17/10) |
| | 1.000 (4-4) | Kevin Booker vs Avila (03/03/11) |
| | 1.000 (4-4) | Jake Clark at Central Methodist (02/17/11) |
| | 1.000 (4-4) | Jake Smith vs Graceland (02/12/11) |
| | 1.000 (4-4) | Spaul Harbour vs Evangel (02/03/11) |
| | 1.000 (4-4) | Eric Franklin vs Central Methodist (01/13/11) |
| | 1.000 (4-4) | Deshae Newkirk at East-West (12/14/10) |
| | 1.000 (4-4) | Jemorris Wilks at East-West (12/14/10) |
| | 1.000 (4-4) | Brian Reid vs Mid-Continent (11/16/10) |
| | 1.000 (4-4) | Eric Hobbie vs McKendree (11/05/10) |
| Rebounds | 15 | Nick Larson at William Jewell (01/22/11) |
| | 14 | Chris Hortman vs Missouri Valley (01/06/11) |
| Assists | 10 | Will Steuler vs Concordia Seminary (11/12/10) |
| | 9 | Rustin Dowd at MidAmerica Nazarene (02/19/11) |
| Steals | 6 | D. Dangerfield at East-West (12/14/10) |
| | 4 | Eric Franklin vs Central Methodist (01/13/11) |
| | 4 | Jon Wachter at Baker (12/04/10) |
| Blocked Shots | 4 | Mahamadou Sissoko vs William Jewell (03/05/11) |
| | 4 | Chris Ferguson vs Mid-Continent (11/16/10) |

| | | |
|-----------|---|---|
| Turnovers | 9 | D. Dangerfield at East-West (12/14/10) |
| | 6 | Conner Langrehr at MidAmerica Nazarene (02/19/11) |
| | 6 | Diante Watkins at Robert Morris (12/18/10) |
| Fouls | 5 | Lamar Williams vs Avila (03/03/11) |
| | 5 | Chris Uz vs William Jewell (02/26/11) |
| | 5 | Jake Smith vs Graceland (02/12/11) |
| | 5 | Matt Baker at Missouri Valley (02/10/11) |
| | 5 | Nick O'Brien at Culver-Stockton (01/27/11) |
| | 5 | Jim McKee at Culver-Stockton (01/27/11) |
| | 5 | Drew Ayers at Culver-Stockton (01/27/11) |
| | 5 | Geno McNeil vs Benedictine (01/24/11) |
| | 5 | Curtis Smith vs Central Methodist (01/13/11) |
| | 5 | Tyler Bredehoeft vs Central Methodist (01/13/11) |
| | 5 | Quintan Branch at Avila (01/10/11) |
| | 5 | Brad Burgess at Graceland (01/08/11) |
| | 5 | Tristan Hill vs Missouri Valley (01/06/11) |
| | 5 | Chris Weber vs Central Bible (01/03/11) |
| | 5 | Larry Dumas at Robert Morris (12/18/10) |
| | 5 | Orlando Westbrook vs Rocky Mountain (12/17/10) |
| | 5 | Anthony Carter vs Rocky Mountain (12/17/10) |
| | 5 | EJ Ross vs Rocky Mountain (12/17/10) |
| | 5 | N. Goldrik at East-West (12/14/10) |
| | 5 | Samer Jassar at Baker (12/04/10) |
| | 5 | Nick O'Brien vs Culver-Stockton (12/02/10) |
| | 5 | Denzell Gatewood at Missouri Baptist (11/30/10) |
| | 5 | Kendall Geanes vs Mid-Continent (11/16/10) |
| | 5 | Sean Rakkers vs McKendree (11/05/10) |

2010-11 Box Scores

Game No. 1: #14 Lindenwood 81, #8 McKendree 79



Official Basketball Box Score - Game Totals - Final Statistics
 McKendree vs Lindenwood
 11/09/10 8:30 p.m. at St. Charles, Mo. (Hyland Arena)

McKendree 79 • 0-1

| # | Player | Total | | 3-Ptr | | Rebounds | | | PF | TP | A | TO | Bk | Stl | Min |
|--------|---------------|--------|------|-------|----------|----------|-----|-----|----|----|---|-----|----|-----|-----|
| | | FG | FGA | FG | FGA | FT | FTA | Off | | | | | | | |
| 10 | John Stappe | * 4-12 | 1-6 | 5-6 | 0 2 2 | 3 | 14 | 3 | 1 | 0 | 2 | 36 | | | |
| 22 | Andy Wolf | * 6-13 | 0-1 | 2-6 | 7 5 12 | 4 | 14 | 3 | 2 | 0 | 1 | 36 | | | |
| 24 | Eric Hobbie | * 8-21 | 4-9 | 4-4 | 2 3 5 | 1 | 24 | 3 | 0 | 1 | 1 | 37 | | | |
| 30 | Brad Copelin | * 4-13 | 0-1 | 1-1 | 4 3 7 | 3 | 9 | 3 | 0 | 0 | 1 | 29 | | | |
| 44 | Sean Rakars | * 6-8 | 0-0 | 0-0 | 2 5 7 | 5 | 12 | 0 | 3 | 2 | 0 | 24 | | | |
| 12 | Mike Springs | 0-0 | 0-0 | 0-0 | 0 1 1 | 1 | 0 | 0 | 1 | 0 | 0 | 4 | | | |
| 14 | Kyle Heckert | 0-0 | 0-0 | 0-0 | 0 0 0 | 2 | 0 | 0 | 2 | 0 | 0 | 4 | | | |
| 32 | Clinton Happe | 0-2 | 0-2 | 0-0 | 1 0 1 | 1 | 0 | 0 | 1 | 0 | 1 | 11 | | | |
| 34 | Ian Ridge | 0-0 | 0-0 | 0-0 | 0 0 0 | 0 | 0 | 0 | 0 | 0 | 0 | 3 | | | |
| 50 | David Ruckman | 2-5 | 0-0 | 2-3 | 1 3 4 | 4 | 6 | 0 | 2 | 0 | 0 | 16 | | | |
| Team | | | | | 2 5 7 | | | | | | | | | | |
| Totals | | 30-74 | 5-19 | 14-20 | 19 27 46 | 24 | 79 | 12 | 12 | 3 | 6 | 200 | | | |

FG % 1st Half: 9-30 30.0% 2nd half: 21-44 47.7% Games: 30-74 40.5%
 3FG % 1st Half: 1-4 25.0% 2nd half: 3-8 37.5% Games: 3-19 15.8%
 FT % 1st Half: 8 11 72.7% 2nd half: 6 9 66.7% Games: 14 20 70.0%

Deadball Rebounds 9

Lindenwood 81 • 1-0

| # | Player | Total | | 3-Ptr | | Rebounds | | | PF | TP | A | TO | Bk | Stl | Min |
|--------|------------------|--------|------|-------|----------|----------|-----|-----|----|----|---|-----|----|-----|-----|
| | | FG | FGA | FG | FGA | FT | FTA | Off | | | | | | | |
| 08 | Alex Bazzell | * 2-6 | 0-1 | 5-6 | 1 3 4 | 4 | 9 | 1 | 4 | 1 | 0 | 30 | | | |
| 12 | Kramer Soderberg | * 9-17 | 0-2 | 9-9 | 0 2 2 | 4 | 27 | 1 | 1 | 0 | 1 | 33 | | | |
| 24 | Richard Rose | * 2-6 | 0-1 | 6-6 | 0 3 3 | 1 | 10 | 0 | 1 | 0 | 1 | 28 | | | |
| 33 | David King | * 1-4 | 0-0 | 0-0 | 2 4 6 | 2 | 0 | 2 | 3 | 0 | 0 | 19 | | | |
| 41 | Brett Thompson | * 6-17 | 0-0 | 3-5 | 3 5 8 | 4 | 15 | 0 | 1 | 7 | 0 | 20 | | | |
| 04 | Garrett Reeg | 1-2 | 0-0 | 2-5 | 2 1 3 | 3 | 4 | 0 | 0 | 1 | 1 | 18 | | | |
| 21 | Michael Boos | 2-4 | 1-1 | 1-2 | 0 1 1 | 1 | 6 | 0 | 0 | 0 | 0 | 20 | | | |
| 22 | Tyler Donaldson | 0-1 | 0-0 | 0-0 | 0 0 0 | 1 | 0 | 0 | 0 | 0 | 0 | 2 | | | |
| 28 | Brandon Kunkel | 0-2 | 0-2 | 0-0 | 0 1 1 | 0 | 0 | 0 | 0 | 0 | 0 | 9 | | | |
| 31 | Alfred Nelson | 3-7 | 0-3 | 2-2 | 1 5 6 | 2 | 8 | 0 | 2 | 1 | 0 | 21 | | | |
| Team | | | | | 2 1 3 | | | | | | | | | | |
| Totals | | 26-61 | 1-10 | 28-35 | 11 26 37 | 20 | 81 | 2 | 11 | 8 | 3 | 200 | | | |

FG % 1st Half: 12-33 36.4% 2nd half: 14-28 50.0% Games: 26-61 42.6%
 3FG % 1st Half: 1-4 25.0% 2nd half: 1-10 10.0% Games: 1-10 10.0%
 FT % 1st Half: 6 9 66.7% 2nd half: 22-26 84.6% Games: 28-35 80.0%

Deadball Rebounds 4

Officials: Paul Fitzwater, Edward Cresshaw, Ryan Odraal
 Technical fouls: McKendree-TEAM, Lindenwood-Alex Bazzell.
 Attendances: 1555

| Score by periods | 1st | 2nd | Total |
|------------------|-----|-----|-------|
| McKendree | 28 | 51 | 79 |
| Lindenwood | 31 | 50 | 81 |

| Points | In | Off | 2nd | Fast | Bench |
|--------|----|-----|-----|------|-------|
| McK LU | 44 | 39 | 17 | 10 | 18 |
| | | | | | |

Game No. 3: #14 Lindenwood 76, Maryville 53



Official Basketball Box Score - Game Totals - Final Statistics
 Maryville vs Lindenwood
 11/10/10 7:30 p.m. at St. Charles, Mo. (Hyland Arena)

Maryville 53 • 0-0

| # | Player | Total | | 3-Ptr | | Rebounds | | | PF | TP | A | TO | Bk | Stl | Min |
|--------|---------------------|-------|------|-------|---------|----------|-----|-----|----|----|---|-----|----|-----|-----|
| | | FG | FGA | FG | FGA | FT | FTA | Off | | | | | | | |
| 04 | Jordan Brohm | * 1-3 | 1-3 | 0-0 | 0 2 2 | 0 | 3 | 3 | 1 | 0 | 0 | 29 | | | |
| 11 | Ryan Shotkoski | * 0-3 | 0-2 | 2-2 | 0 0 0 | 3 | 2 | 2 | 3 | 0 | 1 | 26 | | | |
| 12 | Mike Ford | * 3-6 | 0-1 | 0-0 | 1 3 4 | 4 | 6 | 1 | 3 | 0 | 1 | 29 | | | |
| 25 | Darin Young | * 0-1 | 0-0 | 2-2 | 0 2 2 | 2 | 2 | 1 | 1 | 0 | 1 | 26 | | | |
| 44 | Walker Abrahamovich | * 2-4 | 1-2 | 0-0 | 0 4 2 | 2 | 5 | 2 | 0 | 0 | 0 | 14 | | | |
| 10 | Asia Toney | 6-11 | 3-6 | 0-0 | 1 0 1 | 3 | 15 | 0 | 2 | 0 | 3 | 18 | | | |
| 16 | Zach Parkins | 3-9 | 0-3 | 1-1 | 0 3 3 | 1 | 7 | 0 | 0 | 1 | 0 | 19 | | | |
| 22 | Chris Rebeck | 4-7 | 0-3 | 0-0 | 0 0 0 | 2 | 8 | 0 | 1 | 0 | 1 | 18 | | | |
| 24 | TJ Menard | 0-0 | 0-0 | 0-0 | 0 0 0 | 1 | 0 | 1 | 0 | 0 | 0 | 4 | | | |
| 50 | Jacob Dulle | 2-3 | 1-1 | 0-0 | 0 2 2 | 2 | 5 | 0 | 1 | 0 | 0 | 17 | | | |
| Team | | | | | 0 1 1 | | | | | | | | | | |
| Totals | | 21-47 | 6-21 | 5-5 | 2 17 19 | 20 | 53 | 10 | 12 | 1 | 7 | 200 | | | |

FG % 1st Half: 11-23 47.8% 2nd half: 10-24 41.7% Games: 21-47 44.7%
 3FG % 1st Half: 4-10 40.0% 2nd half: 2-11 18.2% Games: 6-21 28.6%
 FT % 1st Half: 4 4 100.0 2nd half: 1 1 100.0 Games: 5 5 100.0

Deadball Rebounds 1

Lindenwood 76 • 2-1

| # | Player | Total | | 3-Ptr | | Rebounds | | | PF | TP | A | TO | Bk | Stl | Min |
|--------|------------------|-------|-------|-------|----------|----------|-----|-----|----|----|---|-----|----|-----|-----|
| | | FG | FGA | FG | FGA | FT | FTA | Off | | | | | | | |
| 08 | Alex Bazzell | * 1-5 | 0-2 | 0-0 | 0 4 4 | 1 | 2 | 3 | 1 | 0 | 1 | 27 | | | |
| 12 | Kramer Soderberg | * 6-9 | 4-5 | 3-3 | 0 4 4 | 2 | 19 | 7 | 3 | 0 | 2 | 27 | | | |
| 24 | Richard Rose | * 3-8 | 2-4 | 2-2 | 1 1 2 | 1 | 10 | 2 | 0 | 1 | 0 | 26 | | | |
| 33 | David King | * 4-5 | 0-0 | 0-1 | 4 3 7 | 0 | 8 | 0 | 3 | 0 | 2 | 14 | | | |
| 41 | Brett Thompson | * 3-5 | 0-0 | 2-4 | 4 2 6 | 1 | 8 | 0 | 3 | 0 | 0 | 20 | | | |
| 01 | Efkan Eren | 2-3 | 0-0 | 0-3 | 1 3 4 | 1 | 4 | 0 | 0 | 0 | 0 | 14 | | | |
| 04 | Garrett Reeg | 1-2 | 0-0 | 0-0 | 1 1 2 | 2 | 2 | 0 | 0 | 0 | 0 | 15 | | | |
| 21 | Michael Boos | 6-9 | 5-6 | 0-0 | 0 0 0 | 2 | 17 | 2 | 1 | 0 | 0 | 19 | | | |
| 28 | Brandon Kunkel | 0-5 | 0-5 | 0-0 | 0 0 0 | 1 | 0 | 2 | 0 | 0 | 0 | 18 | | | |
| 31 | Alfred Nelson | 2-4 | 0-0 | 2-2 | 0 3 3 | 0 | 6 | 0 | 0 | 0 | 0 | 15 | | | |
| 32 | Tyler Harris | 0-0 | 0-0 | 0-0 | 0 0 0 | 0 | 0 | 1 | 0 | 0 | 0 | 3 | | | |
| 40 | Michael Simmons | 0-0 | 0-0 | 0-0 | 0 2 2 | 0 | 0 | 0 | 0 | 0 | 0 | 2 | | | |
| Team | | | | | 2 0 2 | | | | | | | | | | |
| Totals | | 28-55 | 11-22 | 9-15 | 13 23 36 | 11 | 76 | 17 | 11 | 0 | 6 | 200 | | | |

FG % 1st Half: 14-27 51.9% 2nd half: 14-28 50.0% Games: 28-55 50.9%
 3FG % 1st Half: 7-14 50.0% 2nd half: 4-8 50.0% Games: 11-22 50.0%
 FT % 1st Half: 5-6 83.3% 2nd half: 4-9 44.4% Games: 9-15 60.0%

Deadball Rebounds 9

Officials: Nathan Chitwood, Chris Kespoli, Mike Hackmann
 Technical fouls: Maryville-None, Lindenwood-None.
 Attendances: 1028

| Score by periods | 1st | 2nd | Total |
|------------------|-----|-----|-------|
| Maryville | 30 | 23 | 53 |
| Lindenwood | 40 | 36 | 76 |

| Points | In | Off | 2nd | Fast | Bench |
|--------|----|-----|-----|------|-------|
| MU LU | 20 | 8 | 4 | 0 | 35 |
| | | | | | |

Game No. 2: #2 Southern Nazarene 79, #14 Lindenwood 71



Official Basketball Box Score - Game Totals - Final Statistics
 Southern Nazarene vs Lindenwood
 11/09/10 8:30 p.m. at St. Charles, Mo. (Hyland Arena)

Southern Nazarene 79 • 2-0

| # | Player | Total | | 3-Ptr | | Rebounds | | | PF | TP | A | TO | Bk | Stl | Min |
|--------|------------------|--------|------|-------|----------|----------|-----|-----|----|----|---|-----|----|-----|-----|
| | | FG | FGA | FG | FGA | FT | FTA | Off | | | | | | | |
| 06 | A.J. Thomas | * 3-10 | 2-4 | 2-4 | 0 1 1 | 4 | 10 | 1 | 0 | 0 | 0 | 24 | | | |
| 13 | C.J. Henry | * 7-15 | 5-10 | 3-6 | 2 6 8 | 0 | 22 | 1 | 2 | 0 | 0 | 32 | | | |
| 16 | Xavier Alexander | * 4-10 | 0-1 | 7-10 | 1 2 3 | 3 | 15 | 1 | 1 | 0 | 0 | 27 | | | |
| 32 | Horace McGloster | * 1-4 | 1-2 | 0-0 | 0 1 1 | 3 | 3 | 0 | 2 | 1 | 1 | 17 | | | |
| 42 | Milos Milosevic | * 1-6 | 0-0 | 2-5 | 7 1 3 | 0 | 0 | 0 | 0 | 0 | 1 | 23 | | | |
| 03 | Daniel White | 2-2 | 0-0 | 0-0 | 2 0 2 | 1 | 4 | 1 | 1 | 0 | 0 | 11 | | | |
| 10 | Adrian Hunter | 1-2 | 1-2 | 1-2 | 1 2 3 | 1 | 4 | 2 | 1 | 0 | 2 | 16 | | | |
| 21 | Kyle Boen | 1-1 | 0-0 | 0-0 | 0 0 0 | 2 | 2 | 0 | 0 | 0 | 1 | 5 | | | |
| 22 | Clement N'Gom | 1-2 | 0-0 | 0-0 | 1 0 1 | 1 | 2 | 0 | 0 | 1 | 2 | 2 | | | |
| 33 | Jon West | 2-6 | 0-2 | 6-6 | 1 6 7 | 4 | 10 | 3 | 1 | 2 | 1 | 26 | | | |
| 48 | Jeremy Lightfoot | 2-4 | 0-0 | 0-0 | 2 3 5 | 2 | 4 | 1 | 2 | 1 | 0 | 17 | | | |
| Team | | | | | 0 1 1 | | | | | | | | | | |
| Totals | | 25-62 | 9-21 | 20-30 | 12 27 39 | 22 | 79 | 10 | 10 | 4 | 7 | 200 | | | |

FG % 1st Half: 14-37 37.8% 2nd half: 11-25 44.0% Games: 25-62 40.3%
 3FG % 1st Half: 4-12 33.3% 2nd half: 3-9 33.3% Games: 9-21 42.9%
 FT % 1st Half: 4-8 50.0% 2nd half: 16-22 72.7% Games: 20-30 66.7%

Deadball Rebounds 6

Lindenwood 71 • 1-1

| # | Player | Total | | 3-Ptr | | Rebounds | | | PF | TP | A | TO | Bk | Stl | Min |
|----|------------------|--------|-----|-------|-------|----------|-----|-----|----|----|---|----|----|-----|-----|
| | | FG | FGA | FG | FGA | FT | FTA | Off | | | | | | | |
| 08 | Alex Bazzell | * 3-10 | 1-4 | 3-5 | 0 5 5 | 3 | 10 | 1 | 2 | 0 | 0 | 29 | | | |
| 12 | Kramer Soderberg | * 8-13 | 1-4 | 11-13 | 0 3 3 | 4 | 28 | 5 | 3 | 0 | 0 | 38 | | | |
| 24 | Richard Rose | * 4-7 | 3-5 | 0-0 | 0 3 3 | 2 | 11 | 1 | 1 | 0 | 1 | 32 | | | |
| 33 | David King | * 3-4 | 0-0 | 1-3 | 2 3 5 | 2 | 7 | 0 | 4 | 1 | 1 | 20 | | | |
| 41 | Brett Thompson | * 2-6 | 0-2 | 1-2 | 0 5 5 | 4 | 5 | 0 | 1 | 0 | 0 | 22 | | | |
| 01 | Efkan Eren | 0-2 | 0-0 | 0-0 | 0 1 1 | 0 | 0 | 0 | 0 | 0 | 0 | 4 | | | |
| 04 | Garrett Reeg | 1-2 | 0-0 | 0-0 | 1 3 4 | 1 | 2 | 0 | 0 | 1 | 0 | 18 | | | |
| 21 | Michael Boos | 1-3 | 0-1 | 0-0 | 0 1 1 | 2 | | | | | | | | | |

2010-11 Box Scores

Game No. 5: #14 Lindenwood 77, Mid-Continent 60



Official Basketball Box Score - Game Totals - Final Statistics
Mid-Continent vs Lindenwood
11/26/10 7:30 p.m. at St. Charles, Mo. (Hyland Arena)

Mid-Continent 60 = 3-4

| # | Player | Total | | 3-Ptr | | Rebounds | | | PF | TP | A | TO | Blk | Stl | Min |
|--------|--------------------|--------|------|-------|----------|----------|-----|-----|----|----|---|-----|-----|-----|-----|
| | | FG | FGA | FG | FGA | FT | FTA | Off | | | | | | | |
| 16 | Chance Buckler | * 1-2 | 0-0 | 0-0 | 0 0 0 | 1 | 2 | 0 | 1 | 2 | 0 | 1 | 0 | 0 | 7 |
| 20 | Lance Ferguson | * 4-11 | 0-0 | 0-0 | 6 4 10 | 4 | 8 | 0 | 3 | 4 | 0 | 0 | 0 | 0 | 31 |
| 22 | Tan Bryant | * 5-10 | 2-2 | 2-2 | 0 6 6 | 3 | 14 | 3 | 3 | 0 | 3 | 29 | | | |
| 23 | Tyler Huston | * 3-9 | 1-1 | 0-0 | 1 4 5 | 1 | 7 | 1 | 1 | 0 | 2 | 22 | | | |
| 32 | Brian Reid | * 4-6 | 3-5 | 4-4 | 2 1 3 | 2 | 15 | 1 | 2 | 0 | 0 | 27 | | | |
| 02 | Chris Tillman | 0-4 | 0-2 | 0-0 | 0 1 1 | 2 | 0 | 1 | 2 | 0 | 0 | 14 | | | |
| 04 | Kendall Geanes | 1-6 | 1-1 | 0-0 | 0 1 1 | 5 | 3 | 3 | 2 | 0 | 0 | 24 | | | |
| 11 | Christian Jernigan | 0-3 | 0-0 | 0-0 | 0 1 1 | 1 | 0 | 0 | 1 | 0 | 1 | 10 | | | |
| 18 | Reggie Ellons | 1-3 | 1-2 | 0-0 | 0 0 0 | 3 | 3 | 0 | 2 | 0 | 0 | 10 | | | |
| 25 | Willie Slusher | 0-0 | 0-0 | 0-0 | 0 1 0 | 0 | 0 | 0 | 0 | 0 | 0 | 3 | | | |
| 30 | Maurice Bynum | 0-0 | 0-0 | 0-0 | 0 0 0 | 0 | 0 | 1 | 0 | 0 | 0 | 8 | | | |
| 34 | Brenton Butler | 3-5 | 0-0 | 2-2 | 1 1 2 | 1 | 8 | 0 | 1 | 0 | 0 | 15 | | | |
| Team | | | | | | 2 0 2 | | | | | | | | | |
| Totals | | 22-59 | 8-13 | 8-8 | 12 20 32 | 23 | 60 | 10 | 18 | 4 | 8 | 200 | | | |

FG % 1st Half: 12-31 38.7% 2nd half: 10-28 35.7% Games: 22-59 37.3%
3FG % 1st Half: 3-11 27.3% 2nd half: 6-10 60.0% Games: 8-13 61.5%
FT % 1st Half: 4-4 100.0 2nd half: 4-4 100.0 Games: 8-8 100.0

Deedball
Rebounds
0

Lindenwood 77 = 4-1

| # | Player | Total | | 3-Ptr | | Rebounds | | | PF | TP | A | TO | Blk | Stl | Min |
|--------|------------------|--------|-------|-------|---------|----------|-----|-----|----|----|---|-----|-----|-----|-----|
| | | FG | FGA | FG | FGA | FT | FTA | Off | | | | | | | |
| 08 | Alex Bazzell | * 1-5 | 1-2 | 8-10 | 1 4 5 | 1 | 11 | 6 | 2 | 1 | 1 | 31 | | | |
| 12 | Kramer Soderberg | * 4-7 | 1-1 | 5-5 | 1 5 6 | 0 | 14 | 7 | 4 | 0 | 3 | 33 | | | |
| 24 | Richard Rose | * 7-16 | 7-13 | 4-4 | 1 7 3 | 1 | 25 | 1 | 1 | 0 | 0 | 34 | | | |
| 33 | David King | * 1-1 | 0-0 | 1-1 | 0 3 3 | 2 | 3 | 1 | 4 | 1 | 2 | 18 | | | |
| 41 | Brett Thompson | * 1-3 | 0-0 | 0-1 | 0 3 3 | 1 | 2 | 1 | 3 | 1 | 0 | 27 | | | |
| 01 | Efkan Eren | 0-0 | 0-0 | 0-1 | 0 1 1 | 0 | 0 | 0 | 1 | 0 | 0 | 4 | | | |
| 04 | Garrett Reeg | 0-0 | 0-0 | 0-0 | 0 3 3 | 3 | 0 | 0 | 1 | 0 | 1 | 14 | | | |
| 21 | Michael Boos | 3-3 | 2-2 | 0-0 | 0 0 0 | 2 | 8 | 0 | 1 | 0 | 0 | 14 | | | |
| 28 | Brandon Kunkel | 0-3 | 0-2 | 0-0 | 0 1 1 | 0 | 0 | 1 | 0 | 0 | 1 | 9 | | | |
| 31 | Alfred Nelson | 6-7 | 1-1 | 1-2 | 2 1 3 | 3 | 14 | 0 | 1 | 0 | 0 | 16 | | | |
| Team | | | | | | 1 1 2 | | | | | | | | | |
| Totals | | 23-45 | 12-21 | 19-24 | 6 24 30 | 13 | 77 | 17 | 18 | 3 | 8 | 200 | | | |

FG % 1st Half: 11-28 39.3% 2nd half: 12-17 70.6% Games: 23-45 51.1%
3FG % 1st Half: 3-11 27.3% 2nd half: 6-10 60.0% Games: 12-21 57.1%
FT % 1st Half: 6-7 85.7% 2nd half: 13-17 76.5% Games: 19-24 79.2%

Deedball
Rebounds
11

Officials: Terry Pollard, Bradley Fritsche, Craig Philippi
Technical fouls: Mid-Continent-None, Lindenwood-None.
Attendances: 473

| Score by periods | 1st | 2nd | Total |
|------------------|-----|-----|-------|
| Mid-Continent | 30 | 30 | 60 |
| Lindenwood | 31 | 46 | 77 |

| Points | In | Off | 2nd | Fast | Bench |
|---------------|----|-----|-----|------|-------|
| Mid-Continent | 16 | 14 | 11 | 2 | 7 |
| Lindenwood | 12 | 17 | 9 | 7 | 22 |

Game No. 7: #14 Lindenwood 82, Culver-Stockton 50



Official Basketball Box Score - Game Totals - Final Statistics
Culver-Stockton vs Lindenwood
12/20/10 7:30 p.m. at St. Charles, Mo. (Hyland Arena)

Culver-Stockton 58 = 0-7, 0-1

| # | Player | Total | | 3-Ptr | | Rebounds | | | PF | TP | A | TO | Blk | Stl | Min |
|--------|-----------------|-------|------|-------|---------|----------|-----|-----|----|----|---|-----|-----|-----|-----|
| | | FG | FGA | FG | FGA | FT | FTA | Off | | | | | | | |
| 10 | Kyle Ellison | * 0-8 | 0-6 | 0-0 | 0 2 2 | 0 | 0 | 1 | 2 | 0 | 1 | 24 | | | |
| 12 | Jordan Lasater | * 3-7 | 0-3 | 1-2 | 1 2 3 | 3 | 7 | 2 | 5 | 0 | 3 | 34 | | | |
| 24 | Drew Ayers | * 0-5 | 0-0 | 0-0 | 1 3 4 | 4 | 0 | 1 | 0 | 0 | 1 | 23 | | | |
| 34 | Steven Crawford | * 1-2 | 0-0 | 0-0 | 1 1 2 | 2 | 2 | 0 | 1 | 0 | 0 | 15 | | | |
| 04 | Nick O'Brien | * 6-9 | 1-2 | 2-2 | 0 3 3 | 5 | 15 | 0 | 1 | 0 | 0 | 21 | | | |
| 14 | Peter Rodriguez | 5-9 | 4-7 | 3-5 | 0 1 1 | 1 | 17 | 0 | 4 | 0 | 0 | 16 | | | |
| 20 | Dusan Kojic | 5-7 | 0-1 | 2-4 | 0 3 3 | 3 | 12 | 2 | 0 | 0 | 0 | 19 | | | |
| 22 | Jordan Jones | 0-3 | 0-2 | 1-2 | 1 1 2 | 1 | 1 | 4 | 2 | 0 | 1 | 16 | | | |
| 32 | Cory Shultz | 1-1 | 0-0 | 0-0 | 0 0 0 | 0 | 0 | 0 | 0 | 0 | 0 | 8 | | | |
| 42 | Jim McKee | 1-2 | 0-0 | 0-0 | 1 0 1 | 4 | 2 | 0 | 1 | 0 | 0 | 22 | | | |
| 44 | Mark Winthrop | 0-1 | 0-0 | 0-0 | 1 0 1 | 0 | 0 | 0 | 0 | 0 | 0 | 1 | | | |
| 52 | Zach Glenn | 0-0 | 0-0 | 0-0 | 0 1 1 | 0 | 0 | 0 | 0 | 0 | 0 | 1 | | | |
| Team | | | | | | 2 0 2 | | | | | | | | | |
| Totals | | 22-53 | 5-21 | 9-15 | 8 17 25 | 23 | 58 | 10 | 16 | 0 | 6 | 200 | | | |

FG % 1st Half: 10-27 37.0% 2nd half: 12-26 46.2% Games: 22-53 41.5%
3FG % 1st Half: 1-10 10.0% 2nd half: 4-11 36.4% Games: 5-21 23.8%
FT % 1st Half: 6-9 66.7% 2nd half: 3-6 50.0% Games: 9-15 60.0%

Deedball
Rebounds
4

Lindenwood 82 = 6-1, 1-0

| # | Player | Total | | 3-Ptr | | Rebounds | | | PF | TP | A | TO | Blk | Stl | Min |
|--------|------------------|--------|------|-------|----------|----------|-----|-----|----|----|---|-----|-----|-----|-----|
| | | FG | FGA | FG | FGA | FT | FTA | Off | | | | | | | |
| 08 | Alex Bazzell | * 2-8 | 0-3 | 6-8 | 0 3 3 | 0 | 10 | 6 | 3 | 0 | 1 | 27 | | | |
| 12 | Kramer Soderberg | * 8-12 | 1-4 | 2-2 | 0 2 2 | 3 | 19 | 4 | 2 | 0 | 0 | 32 | | | |
| 24 | Richard Rose | * 6-8 | 4-5 | 1-2 | 0 4 4 | 1 | 17 | 2 | 1 | 0 | 1 | 32 | | | |
| 33 | David King | * 5-9 | 0-0 | 0-2 | 3 5 8 | 0 | 10 | 0 | 1 | 0 | 1 | 22 | | | |
| 41 | Brett Thompson | * 1-4 | 0-0 | 5-8 | 2 2 4 | 1 | 7 | 1 | 3 | 2 | 0 | 20 | | | |
| 01 | Efkan Eren | 0-0 | 0-0 | 0-0 | 0 0 0 | 0 | 0 | 0 | 0 | 0 | 0 | 1 | | | |
| 04 | Garrett Reeg | 0-0 | 0-0 | 3-6 | 3 4 7 | 1 | 3 | 0 | 1 | 0 | 1 | 15 | | | |
| 21 | Michael Boos | 1-4 | 1-3 | 0-0 | 0 0 0 | 3 | 3 | 2 | 1 | 0 | 1 | 13 | | | |
| 28 | Brandon Kunkel | 1-4 | 1-4 | 0-0 | 0 0 0 | 1 | 3 | 0 | 0 | 0 | 1 | 13 | | | |
| 30 | Alex Tilley | 0-0 | 0-0 | 0-0 | 0 0 0 | 0 | 0 | 0 | 0 | 0 | 0 | 1 | | | |
| 31 | Alfred Nelson | 3-6 | 0-1 | 2-2 | 2 4 6 | 2 | 8 | 0 | 0 | 1 | 0 | 21 | | | |
| 32 | Tyler Harris | 0-0 | 0-0 | 0-0 | 0 0 0 | 0 | 0 | 0 | 0 | 0 | 0 | 1 | | | |
| 40 | Michael Simmons | 1-1 | 0-0 | 0-0 | 1 1 2 | 1 | 2 | 0 | 0 | 0 | 0 | 1 | | | |
| 44 | Devon Johnson | 0-1 | 0-0 | 0-0 | 0 0 0 | 0 | 0 | 0 | 1 | 0 | 0 | 1 | | | |
| Team | | | | | | 2 0 2 | | | | | | | | | |
| Totals | | 28-57 | 7-20 | 19-30 | 13 25 38 | 14 | 82 | 15 | 13 | 3 | 6 | 200 | | | |

FG % 1st Half: 11-29 37.9% 2nd half: 17-28 60.7% Games: 28-57 49.1%
3FG % 1st Half: 3-11 27.3% 2nd half: 4-9 44.4% Games: 7-20 35.0%
FT % 1st Half: 2-8 25.0% 2nd half: 17-22 77.3% Games: 19-30 63.3%

Deedball
Rebounds
10

Officials: Paul Fitzwater, James Kowzan, Craig Philippi
Technical fouls: Culver-Stockton-None, Lindenwood-None.
Attendances: 828

| Score by periods | 1st | 2nd | Total |
|------------------|-----|-----|-------|
| Culver-Stockton | 27 | 31 | 58 |
| Lindenwood | 27 | 55 | 82 |

| Points | In | Off | 2nd | Fast | Bench |
|--------|----|-----|-----|------|-------|
| CSC | 26 | 8 | 16 | 6 | 19 |
| LW | 30 | 17 | 9 | 6 | 19 |

Game No. 6: #14 Lindenwood 91, Missouri Baptist 63



Official Basketball Box Score - Game Totals - Final Statistics
Lindenwood vs Missouri Baptist
11/26/10 7:30 p.m. at St. Louis, Mo. (Mency Gymnasium)

Lindenwood 91 = 5-1

| # | Player | Total | | 3-Ptr | | Rebounds | | | PF | TP | A | TO | Blk | Stl | Min |
|----|------------------|--------|-----|-------|--------|----------|-----|-----|----|----|---|----|-----|-----|-----|
| | | FG | FGA | FG | FGA | FT | FTA | Off | | | | | | | |
| 08 | Alex Bazzell | * 5-8 | 2-2 | 8-8 | 0 5 5 | 0 | 20 | 6 | 3 | 0 | 2 | 25 | | | |
| 12 | Kramer Soderberg | * 3-11 | 0-2 | 3-3 | 0 2 2 | 5 | 9 | 6 | 1 | 0 | 1 | 19 | | | |
| 24 | Richard Rose | * 2-8 | 0-2 | 0-0 | 0 1 1 | 1 | 4 | 2 | 1 | 1 | 0 | 17 | | | |
| 33 | David King | * 3-7 | 0-1 | 1-4 | 4 7 11 | 2 | 7 | 1 | 0 | 0 | 1 | 19 | | | |
| 41 | Brett Thompson | * 8-10 | 0-0 | 2-4 | 1 9 10 | 3 | 18 | 1 | 0 | 1 | 0 | 21 | | | |
| 01 | Efkan Eren | 1-3 | 0-0 | 0-0 | 0 1 1 | 1 | 2 | 0 | 0 | 0 | 0 | 8 | | | |
| 04 | Garrett Reeg | 3-4 | 0-0 | 1-2 | 3 2 5 | 1 | 7 | 0 | 0 | 1 | 0 | 17 | | | |
| 21 | Michael Boos | 2-6 | 1-3 | 2-2 | 1 1 2 | 4 | 7 | 3 | 0 | 0 | 0 | 27 | | | |
| 28 | Brandon Kunkel | 3-6 | 3-6 | 0-0 | 0 1 1 | 2 | 9 | 3 | 0 | 0 | 0 | 21 | | | |
| 30 | Alex Tilley | 0-0 | 0-0 | 0-0 | 0 0 0 | 0 | 0 | 0 | 0 | 0 | 0 | 2 | | | |
| 31 | Alfred Nelson | 1-4 | 0-0 | 2-2 | 0 3 3 | 5 | 4 | 0</ | | | | | | | |

2010-11 Box Scores

Game No. 9: #14 Lindenwood 67, Evangel 50



Official Basketball Box Score - Game Totals - Final Statistics
Lindenwood vs Evangel
12/09/10 7:30 p.m. at Springfield, Mo. (Ashcraft Center)

Lindenwood 67 • 8-1, 3-0

| # | Player | Total | | 3-Ptr | | Rebounds | | PF | TP | A | TO | Blk | Stl | Min |
|----|------------------|-------|------|-------|-----|----------|-----|----|----|----|----|-----|-----|-----|
| | | FG | FGA | FG | FGA | FT | FTA | | | | | | | |
| 08 | Alex Bazzell | * 2-8 | 0-5 | 0-2 | 1 | 1 | 2 | 0 | 4 | 1 | 2 | 0 | 1 | 36 |
| 12 | Kramer Soderberg | * 2-9 | 1-4 | 9-9 | 0 | 0 | 3 | 14 | 3 | 3 | 0 | 1 | 28 | |
| 24 | Richard Rose | * 5-6 | 4-5 | 3-4 | 0 | 4 | 4 | 2 | 17 | 3 | 1 | 0 | 31 | |
| 33 | David King | * 0-1 | 0-0 | 0-0 | 0 | 2 | 2 | 3 | 0 | 0 | 3 | 0 | 14 | |
| 41 | Brett Thompson | * 3-5 | 0-0 | 3-4 | 0 | 7 | 7 | 4 | 9 | 3 | 1 | 1 | 24 | |
| 01 | Efkan Eren | 4-5 | 1-1 | 1-2 | 0 | 2 | 2 | 0 | 10 | 0 | 0 | 0 | 15 | |
| 04 | Garrett Reeg | 0-0 | 0-0 | 0-0 | 0 | 4 | 4 | 2 | 0 | 0 | 0 | 0 | 9 | |
| 21 | Michael Boos | 2-5 | 2-4 | 1-2 | 0 | 0 | 0 | 1 | 7 | 0 | 1 | 0 | 19 | |
| 28 | Brandon Kunkel | 0-2 | 0-2 | 0-0 | 0 | 2 | 2 | 2 | 0 | 0 | 0 | 0 | 8 | |
| 31 | Alfred Nelson | 3-5 | 0-0 | 0-0 | 0 | 4 | 4 | 3 | 6 | 0 | 0 | 0 | 16 | |
| | Team | | | | 0 | 3 | 3 | | | | | | | |
| | Totals | 21-46 | 8-21 | 17-23 | 1 | 29 | 30 | 20 | 67 | 10 | 11 | 1 | 4 | 200 |

FG % 1st Half: 10-26 38.5% 2nd half: 11-20 55.0% Games: 21-46 45.7% Deadball Rebounds 9
3FG % 1st Half: 5-13 38.5% 2nd half: 3-8 37.5% Games: 8-21 38.1%
FT % 1st Half: 0 0.0% 2nd half: 17-21 81.0% Games: 17-23 73.9%

Evangel 50 • 5-4, 2-1

| # | Player | Total | | 3-Ptr | | Rebounds | | PF | TP | A | TO | Blk | Stl | Min |
|----|--------------------|--------|------|-------|-----|----------|-----|----|----|---|----|-----|-----|-----|
| | | FG | FGA | FG | FGA | FT | FTA | | | | | | | |
| 10 | Cale Ramsey | * 5-6 | 0-0 | 0-1 | 0 | 1 | 1 | 2 | 10 | 1 | 2 | 0 | 1 | 29 |
| 12 | Mitch McHenry | * 1-5 | 0-4 | 0-2 | 0 | 1 | 1 | 3 | 2 | 1 | 2 | 0 | 1 | 28 |
| 14 | Spud Harbour | * 4-11 | 0-2 | 0-1 | 1 | 1 | 2 | 1 | 8 | 3 | 3 | 0 | 1 | 30 |
| 24 | Chad Gillaspay | * 2-9 | 0-0 | 1-4 | 3 | 8 | 11 | 2 | 5 | 0 | 2 | 1 | 0 | 33 |
| 28 | Mike Storey | * 1-7 | 0-0 | 2-5 | 2 | 3 | 5 | 4 | 0 | 0 | 1 | 0 | 16 | |
| 01 | Jordan Fielding | 2-4 | 1-3 | 2-2 | 0 | 0 | 0 | 1 | 7 | 0 | 0 | 0 | 1 | 5 |
| 08 | Victor Agbasi | 0-0 | 0-0 | 0-0 | 0 | 0 | 0 | 0 | 0 | 0 | 0 | 0 | 1 | |
| 11 | Jayme Donnelly | 1-4 | 0-1 | 0-0 | 0 | 0 | 0 | 0 | 2 | 1 | 0 | 0 | 14 | |
| 20 | Jonathan Huskisson | 2-6 | 1-2 | 0-3 | 3 | 1 | 4 | 1 | 5 | 0 | 0 | 0 | 12 | |
| 21 | Cameron Allison | 0-1 | 0-1 | 0-0 | 0 | 0 | 0 | 2 | 0 | 0 | 0 | 0 | 2 | |
| 28 | Taylor Sirosi | 0-1 | 0-0 | 0-0 | 1 | 1 | 2 | 0 | 0 | 0 | 0 | 0 | 5 | |
| 34 | Josh Kleine | 3-5 | 0-0 | 1-3 | 5 | 8 | 13 | 3 | 7 | 2 | 2 | 0 | 1 | 25 |
| | Team | | | | 2 | 3 | 5 | | | | | | | |
| | Totals | 21-59 | 2-13 | 6-21 | 17 | 27 | 44 | 19 | 50 | 8 | 12 | 2 | 6 | 200 |

FG % 1st Half: 11-34 32.4% 2nd half: 10-25 40.0% Games: 21-59 35.6% Deadball Rebounds 7
3FG % 1st Half: 0-1 0.0% 2nd half: 2-10 20.0% Games: 2-13 15.4%
FT % 1st Half: 1-7 14.3% 2nd half: 5-14 35.7% Games: 6-21 28.6%

Officials: Technical fouls: Lindenwood-None, Evangel-Mike Storey. Attendances 721.

| Score by periods | 1st | 2nd | Total |
|------------------|-----|-----|-------|
| Lindenwood | 25 | 42 | 67 |
| Evangel | 23 | 27 | 50 |

Game No. 10: #14 Lindenwood 80, East-West 72



Official Basketball Box Score - Game Totals - Final Statistics
Lindenwood vs East-West
12/10/10 7:30 p.m. at Chicago, Ill. (JUN Community Center)

Lindenwood 80 • 9-1

| # | Player | Total | | 3-Ptr | | Rebounds | | PF | TP | A | TO | Blk | Stl | Min |
|----|------------------|--------|------|-------|-----|----------|-----|----|----|----|----|-----|-----|-----|
| | | FG | FGA | FG | FGA | FT | FTA | | | | | | | |
| 08 | Alex Bazzell | * 5-5 | 2-2 | 4-5 | 1 | 2 | 3 | 1 | 16 | 1 | 1 | 0 | 0 | 31 |
| 12 | Kramer Soderberg | * 6-14 | 0-6 | 2-3 | 1 | 2 | 3 | 1 | 14 | 7 | 3 | 0 | 1 | 35 |
| 24 | Richard Rose | * 9-16 | 6-10 | 1-2 | 1 | 1 | 2 | 2 | 25 | 1 | 1 | 0 | 1 | 34 |
| 33 | David King | * 0-2 | 0-0 | 0-0 | 2 | 5 | 7 | 2 | 0 | 0 | 1 | 0 | 0 | 22 |
| 41 | Brett Thompson | * 2-6 | 0-0 | 4-6 | 0 | 5 | 5 | 5 | 8 | 4 | 4 | 1 | 1 | 24 |
| 01 | Efkan Eren | 1-1 | 0-0 | 0-0 | 1 | 2 | 3 | 2 | 2 | 0 | 1 | 0 | 0 | 8 |
| 04 | Garrett Reeg | 1-2 | 0-0 | 1-2 | 3 | 2 | 5 | 0 | 3 | 0 | 0 | 0 | 0 | 10 |
| 21 | Michael Boos | 1-4 | 1-3 | 0-0 | 0 | 0 | 0 | 1 | 3 | 0 | 3 | 0 | 0 | 12 |
| 28 | Brandon Kunkel | 0-2 | 0-2 | 0-0 | 0 | 0 | 0 | 1 | 0 | 0 | 0 | 0 | 0 | 9 |
| 31 | Alfred Nelson | 2-3 | 0-0 | 5-6 | 1 | 2 | 3 | 0 | 9 | 1 | 4 | 0 | 3 | 15 |
| | Team | | | | 1 | 1 | 2 | | | | | | | |
| | Totals | 27-55 | 9-23 | 17-24 | 11 | 22 | 33 | 15 | 80 | 14 | 19 | 1 | 6 | 200 |

FG % 1st Half: 15-29 51.7% 2nd half: 12-26 46.2% Game: 27-55 49.1% Deadball Rebounds 2
3FG % 1st Half: 6-15 40.0% 2nd half: 3-8 37.5% Game: 9-23 39.1%
FT % 1st Half: 5-6 83.3% 2nd half: 12-15 80.0% Game: 17-24 70.8%

East-West 72 • 4-13

| # | Player | Total | | 3-Ptr | | Rebounds | | PF | TP | A | TO | Blk | Stl | Min |
|----|-----------------|--------|------|-------|-----|----------|-----|----|----|----|----|-----|-----|-----|
| | | FG | FGA | FG | FGA | FT | FTA | | | | | | | |
| 11 | D. Dangerfield | * 4-13 | 0-4 | 2-3 | 2 | 3 | 5 | 2 | 10 | 7 | 9 | 0 | 6 | 32 |
| 14 | Jemorris Wilks | * 6-14 | 0-4 | 4-4 | 3 | 4 | 7 | 3 | 16 | 1 | 3 | 0 | 0 | 36 |
| 20 | Anthony Brown | * 2-7 | 0-3 | 1-2 | 1 | 0 | 1 | 2 | 5 | 0 | 2 | 0 | 0 | 14 |
| 32 | Patrick Givens | * 1-2 | 0-0 | 0-0 | 1 | 0 | 1 | 0 | 2 | 0 | 1 | 0 | 0 | 5 |
| 42 | Michael Skinner | * 5-7 | 2-2 | 1-1 | 1 | 4 | 5 | 3 | 13 | 4 | 0 | 0 | 0 | 29 |
| 06 | Dexter Newkirk | 4-6 | 2-3 | 4-4 | 2 | 1 | 3 | 2 | 14 | 0 | 1 | 0 | 1 | 27 |
| 02 | Tristen Moore | 0-0 | 0-0 | 0-0 | 0 | 0 | 0 | 0 | 0 | 0 | 0 | 0 | 0 | 6 |
| 22 | Richard Haritos | 1-1 | 0-0 | 0-0 | 0 | 1 | 1 | 0 | 2 | 0 | 1 | 0 | 0 | 8 |
| 26 | Jarrell Todd | 1-1 | 0-0 | 0-0 | 0 | 0 | 0 | 2 | 2 | 0 | 1 | 0 | 1 | 11 |
| 35 | N. Goldrik | 4-8 | 0-1 | 0-2 | 1 | 8 | 9 | 5 | 8 | 0 | 2 | 1 | 3 | 32 |
| | Team | | | | 0 | 1 | 1 | | | | | | | |
| | Totals | 28-59 | 4-17 | 12-16 | 11 | 22 | 33 | 19 | 72 | 12 | 20 | 1 | 11 | 200 |

FG % 1st Half: 12-26 46.2% 2nd half: 16-33 48.5% Game: 28-59 47.9% Deadball Rebounds 2
3FG % 1st Half: 2-9 22.2% 2nd half: 2-8 25.0% Game: 4-23 17.4%
FT % 1st Half: 3-5 60.0% 2nd half: 9-11 81.8% Game: 12-16 75.0%

Officials: Technical fouls: Lindenwood-None, East-West-None. Attendances 75

| Score by periods | 1st | 2nd | Total |
|------------------|-----|-----|-------|
| Lindenwood | 41 | 39 | 80 |
| East-West | 29 | 43 | 72 |

Game No. 11: #14 Lindenwood 93, Rocky Mountain 83



Official Basketball Box Score - Game Totals - Final Statistics
Lindenwood vs Rocky Mountain
12/11/10 5:00 p.m. at Chicago, Ill. (Loyola Genetic Center)

Lindenwood 93 • 10-1

| # | Player | Total | | 3-Ptr | | Rebounds | | PF | TP | A | TO | Blk | Stl | Min |
|----|------------------|--------|-------|-------|-----|----------|-----|----|----|----|----|-----|-----|-----|
| | | FG | FGA | FG | FGA | FT | FTA | | | | | | | |
| 08 | Alex Bazzell | * 6-9 | 1-2 | 9-9 | 0 | 5 | 5 | 1 | 22 | 3 | 4 | 0 | 1 | 33 |
| 12 | Kramer Soderberg | * 7-9 | 4-4 | 7-8 | 0 | 2 | 2 | 3 | 25 | 6 | 2 | 0 | 2 | 34 |
| 24 | Richard Rose | * 6-11 | 3-6 | 3-3 | 0 | 1 | 1 | 1 | 18 | 1 | 3 | 0 | 4 | 34 |
| 33 | David King | * 1-4 | 0-0 | 0-0 | 1 | 0 | 1 | 2 | 2 | 2 | 2 | 0 | 0 | 22 |
| 41 | Brett Thompson | * 1-4 | 0-0 | 2-2 | 1 | 5 | 6 | 3 | 4 | 3 | 1 | 1 | 0 | 21 |
| 01 | Efkan Eren | 1-1 | 0-0 | 1-2 | 0 | 0 | 0 | 0 | 3 | 0 | 1 | 0 | 1 | 4 |
| 04 | Garrett Reeg | 0-2 | 0-0 | 0-0 | 0 | 3 | 3 | 0 | 0 | 1 | 1 | 0 | 1 | 10 |
| 21 | Michael Boos | 3-4 | 2-2 | 0-0 | 0 | 1 | 1 | 2 | 8 | 2 | 3 | 0 | 1 | 14 |
| 28 | Brandon Kunkel | 0-0 | 0-0 | 0-0 | 0 | 0 | 0 | 2 | 0 | 1 | 0 | 0 | 0 | 6 |
| 31 | Alfred Nelson | 3-5 | 0-1 | 5-8 | 0 | 6 | 6 | 3 | 11 | 0 | 0 | 1 | 1 | 22 |
| | Team | | | | 0 | 4 | 4 | | | | | | | |
| | Totals | 28-49 | 10-15 | 27-32 | 2 | 27 | 29 | 17 | 93 | 19 | 17 | 2 | 11 | 200 |

FG % 1st Half: 17-27 63.0% 2nd half: 11-22 50.0% Games: 28-49 57.1% Deadball Rebounds 2
3FG % 1st Half: 6-9 66.7% 2nd half: 4-6 66.7% Games: 10-15 66.7%
FT % 1st Half: 6-7 85.7% 2nd half: 21-25 84.0% Games: 27-32 84.4%

Rocky Mountain 83 • 6-7

| # | Player | Total | | 3-Ptr | | Rebounds | | PF | TP | A | TO | Blk | Stl | Min |
|----|-------------------|--------|-----|-------|-----|----------|-----|----|----|---|----|-----|-----|-----|
| | | FG | FGA | FG | FGA | FT | FTA | | | | | | | |
| 01 | Anthony Carter | * 2-6 | 2-3 | 0-2 | 1 | 0 | 1 | 5 | 6 | 4 | 3 | 0 | 0 | 31 |
| 02 | Orlando Westbrook | * 7-9 | 0-1 | 0-0 | 3 | 1 | 4 | 5 | 14 | 3 | 1 | 0 | 0 | 28 |
| 06 | Daryl Pople | * 4-8 | 0-0 | 1-1 | 0 | 7 | 7 | 2 | 9 | 0 | 2 | 0 | 2 | 23 |
| 23 | EJ Ross | * 7-18 | 5-9 | 5-5 | 2 | 2 | 4 | 5 | 24 | 1 | 1 | 0 | 1 | 28 |
| 34 | Sergin Trnchara | * 3-7 | 0-0 | 2-2 | 3 | 4 | 7 | 7 | 8 | 0 | 7 | 1 | 1 | 30 |
| 03 | Jordan Strecker | 0-1 | 0-1 | 0-0 | 0 | 0 | 0 | 1 | 0 | 1 | 1 | 0 | 0 | 5 |
| 22 | Kale Eike | 2-3 | 1-2 | 1-3 | 4 | 1 | 5 | 2 | 6 | 0 | 3 | 0 | 0 | 18 |
| 24 | Mark Desin | 6-12 | 4-7 | 0-0 | 1 | 3 | 4 | 2 | 16 | 2 | 2 | 0 | 1 | 20 |
| 30 | Matt Fogarty | 0-5 | 0-0 | 0-0 | 2 | 0 | 2 | 1 | 0 | 2 | 1 | 0 | 0 | 8 |
| 33 | Joel Barnold | 0-1 | | | | | | | | | | | | |

2010-11 Box Scores

Game No. 13: #14 Lindenwood 84, Central Bible 48



Official Basketball Box Score - Game Totals - Final Statistics
 Lindenwood vs Graceland
 01/03/11 7:30 p.m. at St. Charles, Mo. (Hyland Arena)

Central Bible 48 • B-9

| # | Player | Total | | 3-Ptr | | Rebounds | | PF | TP | A | TO | Blk | Stl | Min |
|--------|-----------------|--------|------|-------|-----|----------|-----|----|----|----|----|-----|-----|-----|
| | | FG | FGA | FG | FGA | FT | FTA | | | | | | | |
| 04 | Caleb Willis | * 3-10 | 1-5 | 0-1 | 1 | 6 | 7 | 2 | 7 | 0 | 1 | 2 | 1 | 24 |
| 10 | Blake Hanson | * 1-10 | 0-4 | 2-4 | 0 | 4 | 4 | 1 | 4 | 2 | 1 | 0 | 1 | 30 |
| 24 | Robert Hackett | * 1-2 | 0-0 | 0-0 | 0 | 0 | 0 | 1 | 2 | 0 | 0 | 0 | 1 | 10 |
| 32 | Chris Weber | * 7-14 | 2-4 | 1-1 | 2 | 1 | 3 | 5 | 17 | 3 | 2 | 1 | 1 | 28 |
| 34 | Brandon Horst | * 2-5 | 0-0 | 0-0 | 4 | 1 | 5 | 3 | 4 | 3 | 0 | 0 | 0 | 31 |
| 05 | Ethan Garrett | * 4-8 | 0-0 | 0-0 | 0 | 0 | 0 | 1 | 8 | 1 | 1 | 0 | 2 | 24 |
| 12 | Nason Hershey | * 0-3 | 0-0 | 0-0 | 0 | 0 | 2 | 0 | 0 | 0 | 1 | 0 | 0 | 9 |
| 14 | Austin Westlake | * 0-2 | 0-2 | 0-0 | 0 | 0 | 0 | 0 | 0 | 0 | 0 | 0 | 0 | 3 |
| 20 | Isiah Moore | * 3-3 | 0-1 | 0-0 | 0 | 2 | 3 | 4 | 1 | 4 | 1 | 0 | 0 | 12 |
| 30 | Jacob Brown | * 0-1 | 0-0 | 0-0 | 0 | 1 | 1 | 2 | 0 | 0 | 1 | 0 | 0 | 12 |
| 42 | Ryan Tatham | * 0-2 | 0-0 | 0-0 | 0 | 0 | 0 | 1 | 0 | 0 | 0 | 0 | 0 | 3 |
| 55 | Max Southern | * 1-3 | 0-0 | 0-0 | 1 | 2 | 3 | 2 | 2 | 0 | 2 | 1 | 0 | 14 |
| Team | | | | | 2 | 0 | 2 | | | 2 | | | | |
| Totals | | 21-63 | 3-16 | 3-6 | 10 | 19 | 29 | 21 | 48 | 10 | 15 | 5 | 6 | 200 |

FG % 1st Half: 12-34 35.3% 2nd half: 9-29 31.0% Games: 21-63 33.3%
 3FG % 1st Half: 1-4 25.0% 2nd half: 2-8 25.0% Games: 2-10 20.0%
 FT % 1st Half: 2-2 100.0% 2nd half: 1-4 25.0% Games: 3-6 50.0%

Lindenwood 84 • 12-1

| # | Player | Total | | 3-Ptr | | Rebounds | | PF | TP | A | TO | Blk | Stl | Min |
|--------|------------------|--------|------|-------|-----|----------|-----|----|----|---|----|-----|-----|-----|
| | | FG | FGA | FG | FGA | FT | FTA | | | | | | | |
| 08 | Alex Bazzell | * 2-5 | 0-2 | 7-8 | 0 | 3 | 3 | 0 | 11 | 2 | 2 | 0 | 0 | 24 |
| 12 | Kramer Soderberg | * 2-11 | 0-3 | 3-3 | 1 | 1 | 2 | 1 | 7 | 2 | 2 | 1 | 1 | 27 |
| 24 | Richard Rose | * 3-8 | 2-6 | 0-0 | 1 | 0 | 1 | 1 | 8 | 1 | 1 | 0 | 1 | 23 |
| 33 | David King | * 0-0 | 0-0 | 2-3 | 2 | 3 | 5 | 2 | 2 | 0 | 0 | 0 | 0 | 14 |
| 41 | Brett Thompson | * 5-7 | 0-0 | 1-2 | 4 | 6 | 10 | 1 | 11 | 1 | 2 | 1 | 0 | 16 |
| 01 | Erkan Eren | * 0-0 | 0-0 | 3-4 | 1 | 3 | 4 | 3 | 0 | 0 | 0 | 0 | 0 | 16 |
| 04 | Garrett Reeg | * 1-1 | 0-0 | 1-2 | 0 | 4 | 4 | 3 | 0 | 0 | 0 | 0 | 0 | 11 |
| 21 | Michael Boos | * 4-7 | 1-3 | 1-1 | 2 | 0 | 2 | 3 | 10 | 1 | 1 | 0 | 1 | 20 |
| 28 | Brandon Kunkel | * 1-2 | 1-2 | 3-3 | 0 | 0 | 0 | 0 | 6 | 0 | 0 | 0 | 0 | 17 |
| 30 | Alex Tilley | * 0-0 | 0-0 | 0-0 | 0 | 0 | 0 | 0 | 0 | 0 | 0 | 0 | 0 | 3 |
| 31 | Alfred Nelson | * 4-6 | 0-0 | 3-4 | 0 | 3 | 3 | 0 | 11 | 1 | 2 | 0 | 0 | 14 |
| 32 | Tyler Harris | * 2-5 | 2-4 | 0-0 | 0 | 2 | 2 | 0 | 6 | 0 | 1 | 0 | 0 | 7 |
| 40 | Michael Simmons | * 0-0 | 0-0 | 2-2 | 1 | 3 | 4 | 0 | 2 | 0 | 1 | 1 | 0 | 3 |
| 44 | Devin Johnson | * 1-3 | 0-0 | 2-4 | 0 | 1 | 1 | 0 | 4 | 0 | 0 | 0 | 0 | 5 |
| Team | | | | 2 | 1 | 3 | | | | | | | | |
| Totals | | 25-55 | 6-20 | 28-36 | 14 | 30 | 44 | 11 | 84 | 8 | 11 | 5 | 3 | 200 |

FG % 1st Half: 12-28 42.9% 2nd half: 13-27 48.1% Games: 25-55 45.5%
 3FG % 1st Half: 3-12 25.0% 2nd half: 3-8 37.5% Games: 6-20 30.0%
 FT % 1st Half: 14-17 82.4% 2nd half: 14-19 73.7% Games: 28-36 77.8%

Officials: Pat Burns, Dale Joseph Dunn, Edward Cresshane
 Technical fouls: Central Bible-None. Lindenwood-None.
 Attendance: 374

| Score by periods | 1st | 2nd | Total |
|------------------|-----|-----|-------|
| Central Bible | 27 | 21 | 48 |
| Lindenwood | 41 | 43 | 84 |

| | Points | In | Off | 2nd | Fast | Bench |
|-----|--------|----|-----|-----|------|-------|
| CBC | 22 | 4 | 2 | 0 | 0 | 14 |
| LU | 34 | 19 | 19 | 7 | 4 | 46 |

Game No. 14: #14 Lindenwood 77, Missouri Valley 66



Official Basketball Box Score - Game Totals - Final Statistics
 Missouri Valley vs Lindenwood
 01/03/11 7:30 p.m. at St. Charles, Mo. (Hyland Arena)

Missouri Valley 66 • 7-7, 1-3

| # | Player | Total | | 3-Ptr | | Rebounds | | PF | TP | A | TO | Blk | Stl | Min |
|--------|-----------------|--------|------|-------|-----|----------|-----|----|----|----|----|-----|-----|-----|
| | | FG | FGA | FG | FGA | FT | FTA | | | | | | | |
| 06 | Chris Hortman | * 5-14 | 2-4 | 0-0 | 4 | 10 | 14 | 3 | 12 | 6 | 2 | 1 | 1 | 39 |
| 10 | Jim Thomas | * 1-5 | 1-4 | 0-0 | 0 | 1 | 1 | 2 | 3 | 1 | 0 | 0 | 0 | 16 |
| 24 | Cooper Trumbo | * 0-3 | 0-3 | 0-0 | 0 | 1 | 1 | 4 | 0 | 2 | 1 | 0 | 0 | 14 |
| 40 | Toray Henry | * 7-12 | 0-0 | 2-5 | 3 | 2 | 5 | 1 | 16 | 1 | 3 | 1 | 0 | 32 |
| 42 | Bryan Carley | * 3-8 | 0-0 | 4-6 | 0 | 3 | 3 | 2 | 5 | 2 | 1 | 1 | 3 | 33 |
| 04 | Tristan Hill | * 2-3 | 1-2 | 0-0 | 0 | 2 | 2 | 5 | 5 | 1 | 3 | 0 | 0 | 22 |
| 30 | Anthony Jackson | * 8-15 | 1-2 | 3-6 | 2 | 3 | 5 | 1 | 20 | 2 | 2 | 1 | 0 | 30 |
| 33 | Jordan Lee | * 0-1 | 0-0 | 0-0 | 0 | 0 | 0 | 1 | 0 | 0 | 0 | 0 | 0 | 12 |
| 34 | Matt Baker | * 0-0 | 0-0 | 0-0 | 0 | 1 | 1 | 2 | 0 | 0 | 1 | 0 | 0 | 2 |
| Team | | | | | 3 | 1 | 4 | | | | | | | |
| Totals | | 26-61 | 5-15 | 9-17 | 12 | 24 | 36 | 21 | 66 | 15 | 13 | 4 | 6 | 200 |

FG % 1st Half: 13-31 41.9% 2nd half: 13-30 43.3% Game: 26-61 42.6%
 3FG % 1st Half: 2-6 33.3% 2nd half: 3-9 33.3% Game: 5-15 33.3%
 FT % 1st Half: 3-6 50.0% 2nd half: 6-11 54.5% Game: 9-17 52.9%

Lindenwood 77 • 13-1, 4-0

| # | Player | Total | | 3-Ptr | | Rebounds | | PF | TP | A | TO | Blk | Stl | Min |
|--------|------------------|--------|-------|-------|-----|----------|-----|----|----|----|----|-----|-----|-----|
| | | FG | FGA | FG | FGA | FT | FTA | | | | | | | |
| 08 | Alex Bazzell | * 5-10 | 3-5 | 9-9 | 0 | 1 | 1 | 1 | 22 | 3 | 2 | 1 | 1 | 37 |
| 12 | Kramer Soderberg | * 9-16 | 2-3 | 4-6 | 0 | 2 | 3 | 24 | 6 | 3 | 0 | 1 | 1 | 37 |
| 24 | Richard Rose | * 5-10 | 5-9 | 4-4 | 0 | 0 | 0 | 3 | 19 | 1 | 0 | 0 | 1 | 38 |
| 33 | David King | * 1-3 | 0-0 | 0-0 | 1 | 7 | 8 | 1 | 2 | 0 | 2 | 0 | 0 | 21 |
| 41 | Brett Thompson | * 3-7 | 0-0 | 0-2 | 2 | 9 | 11 | 2 | 6 | 2 | 3 | 0 | 1 | 31 |
| 04 | Garrett Reeg | * 0-0 | 0-0 | 0-0 | 0 | 1 | 1 | 0 | 0 | 0 | 1 | 0 | 1 | 9 |
| 21 | Michael Boos | * 1-4 | 0-3 | 0-0 | 0 | 0 | 0 | 0 | 2 | 1 | 0 | 0 | 0 | 8 |
| 31 | Alfred Nelson | * 1-5 | 0-2 | 0-0 | 2 | 7 | 9 | 3 | 2 | 1 | 3 | 0 | 0 | 19 |
| Team | | | | | 3 | 1 | 4 | | | | | | | |
| Totals | | 25-55 | 10-22 | 17-21 | 8 | 28 | 36 | 13 | 77 | 14 | 14 | 1 | 6 | 200 |

FG % 1st Half: 11-27 40.7% 2nd half: 14-28 50.0% Game: 25-55 45.5%
 3FG % 1st Half: 4-11 36.4% 2nd half: 6-11 54.5% Game: 10-22 45.5%
 FT % 1st Half: 7-8 87.5% 2nd half: 10-13 76.9% Game: 17-21 81.0%

Officials: Scott Sloyer, Bradley Fritsche, Devon Dobrich
 Technical fouls: Missouri Valley-None. Lindenwood-Kramer Soderberg.
 Attendance: 869

| Score by periods | 1st | 2nd | Total |
|------------------|-----|-----|-------|
| Missouri Valley | 31 | 35 | 66 |
| Lindenwood | 33 | 44 | 77 |

| | Points | In | Off | 2nd | Fast | Bench |
|-----|--------|----|-----|-----|------|-------|
| MVC | 32 | 8 | 10 | 7 | 4 | 4 |
| LU | 44 | 28 | 30 | 10 | 7 | 4 |

Game No. 15: #14 Lindenwood 86, Graceland 44



Official Basketball Box Score - Game Totals - Final Statistics
 Lindenwood vs Graceland
 01/03/11 4:00 p.m. at Lamoni, Iowa (Classen Center)

Lindenwood 86 • 14-1, 5-0

| # | Player | Total | | 3-Ptr | | Rebounds | | PF | TP | A | TO | Blk | Stl | Min |
|--------|------------------|--------|-------|-------|-----|----------|-----|----|----|----|----|-----|-----|-----|
| | | FG | FGA | FG | FGA | FT | FTA | | | | | | | |
| 08 | Alex Bazzell | * 3-5 | 1-3 | 7-10 | 0 | 3 | 3 | 0 | 14 | 5 | 0 | 0 | 0 | 38 |
| 12 | Kramer Soderberg | * 9-15 | 3-7 | 6-6 | 0 | 2 | 2 | 2 | 27 | 4 | 1 | 0 | 2 | 35 |
| 24 | Richard Rose | * 9-13 | 7-9 | 0-0 | 0 | 3 | 3 | 3 | 25 | 2 | 1 | 0 | 0 | 35 |
| 33 | David King | * 0-2 | 0-0 | 0-0 | 0 | 4 | 4 | 2 | 0 | 2 | 2 | 0 | 0 | 20 |
| 41 | Brett Thompson | * 1-1 | 0-0 | 0-2 | 2 | 2 | 4 | 4 | 2 | 2 | 5 | 2 | 0 | 26 |
| 01 | Erkan Eren | * 1-1 | 0-0 | 0-0 | 0 | 1 | 1 | 1 | 2 | 0 | 1 | 0 | 0 | 4 |
| 04 | Garrett Reeg | * 1-2 | 0-0 | 0-0 | 0 | 1 | 1 | 1 | 2 | 0 | 1 | 0 | 0 | 9 |
| 21 | Michael Boos | * 0-1 | 0-1 | 0-0 | 0 | 0 | 0 | 0 | 3 | 0 | 0 | 0 | 0 | 7 |
| 28 | Brandon Kunkel | * 1-4 | 1-4 | 0-0 | 0 | 0 | 0 | 0 | 3 | 1 | 0 | 0 | 0 | 5 |
| 31 | Alfred Nelson | * 4-4 | 1-1 | 2-2 | 1 | 1 | 2 | 2 | 11 | 0 | 1 | 1 | 0 | 21 |
| Team | | | | | 1 | 2 | 3 | | | | | | | |
| Totals | | 29-48 | 13-25 | 15-20 | 4 | 19 | 23 | 18 | 86 | 16 | 14 | 3 | 2 | 200 |

FG % 1st Half: 17-28 60.7% 2nd half: 12-20 60.0% Games: 29-48 60.4%
 3FG % 1st Half: 10-17 58.8% 2nd half: 3-8 37.5% Games: 13-25 52.0%
 FT % 1st Half: 4-4 100.0% 2nd half: 11-16 68.8% Games: 15-20 75.0%

Graceland 44 • 7-9, 2-4

| # | Player | Total | | 3-Ptr | | Rebounds | | PF | TP | A | TO | Blk | Stl | Min |
|----|---------------------|-------|-----|-------|-----|----------|-----|----|----|---|----|-----|-----|-----|
| | | FG | FGA | FG | FGA | FT | FTA | | | | | | | |
| 22 | Tyler Kaasch | * 6-9 | 4-6 | 1-2 | 1 | 3 | 4 | 1 | 17 | 8 | 2 | 0 | 1 | 36 |
| 23 | Chis Henderson-Well | * 4-9 | 2-2 | 1-1 | 2 | 4 | 6 | 3 | 11 | 6 | 3 | 0 | 0 | 34 |
| 24 | Brad Burqus | * 7-8 | 5-6 | 4-5 | 0 | 2 | 2 | 5 | 23 | 1 | 2 | 0 | 0 | 34 |
| 31 | | | | | | | | | | | | | | |

2010-11 Box Scores

Game No. 17: #4 Lindenwood 84, Central Methodist 74



Official Basketball Box Score - Game Totals - Final Statistics
 Central Methodist vs Lindenwood
 01/13/11 7:30 p.m. at St. Charles, Mo. (Hyland Arena)

Central Methodist 74 • 6-11, 1-6

| # | Player | Total | | 3-Ptr | | Rebounds | | PF | TP | A | TO | Blk | Stl | Min |
|----|---------------------|--------|------|-------|-----|----------|-----|----|----|----|----|-----|-----|-----|
| | | FG | FGA | FG | FGA | FT | FTA | | | | | | | |
| 01 | Mike Regan | * 6-12 | 2-7 | 2-3 | 0 | 4 | 4 | 16 | 1 | 1 | 0 | 0 | 24 | |
| 03 | Curtis Smith | * 5-11 | 1-4 | 1-1 | 1 | 0 | 1 | 5 | 12 | 3 | 2 | 0 | 1 | 36 |
| 06 | Tyler Brodthoef | * 2-5 | 1-4 | 1-3 | 1 | 1 | 2 | 5 | 6 | 4 | 3 | 0 | 2 | 30 |
| 23 | Lucas Dahl | * 6-11 | 0-0 | 1-2 | 1 | 5 | 6 | 2 | 13 | 0 | 4 | 1 | 0 | 24 |
| 46 | Clint Hamilton | * 6-9 | 3-4 | 0-0 | 0 | 3 | 3 | 1 | 15 | 0 | 3 | 0 | 1 | 21 |
| 04 | Eric Franklin | 1-3 | 0-1 | 4-4 | 3 | 1 | 4 | 2 | 6 | 3 | 1 | 0 | 4 | 23 |
| 11 | Daniel Pierre | 2-3 | 0-0 | 0-0 | 0 | 2 | 2 | 4 | 0 | 0 | 0 | 0 | 8 | |
| 20 | Evan Lavery | 0-2 | 0-2 | 0-0 | 0 | 1 | 1 | 2 | 0 | 2 | 0 | 0 | 1 | 17 |
| 24 | Nate Stoutenborough | 0-0 | 0-0 | 0-0 | 0 | 1 | 1 | 0 | 0 | 0 | 0 | 0 | 4 | |
| 31 | Nick Stellwagen | 0-0 | 0-0 | 2-2 | 0 | 0 | 0 | 2 | 0 | 0 | 0 | 0 | 1 | 3 |
| 38 | Derek Kitch | 0-1 | 0-0 | 0-0 | 1 | 0 | 1 | 3 | 0 | 0 | 3 | 0 | 10 | |
| | Team | | | | 2 | 1 | 3 | | | | | | | |
| | Totals | 28-57 | 7-22 | 11-15 | 9 | 19 | 28 | 26 | 74 | 13 | 17 | 1 | 10 | 200 |

FG % 1st Half: 12-20 60.0% 2nd half: 16-37 43.2% Games: 28-57 49.1%
 3FG % 1st Half: 2-6 33.3% 2nd half: 3-16 18.8% Games: 5-21 23.8%
 FT % 1st Half: 7-10 70.0% 2nd half: 4-5 80.0% Games: 11-15 73.3%

Lindenwood 84 • 16-1, 7-0

| # | Player | Total | | 3-Ptr | | Rebounds | | PF | TP | A | TO | Blk | Stl | Min |
|----|------------------|--------|------|-------|-----|----------|-----|----|----|----|----|-----|-----|-----|
| | | FG | FGA | FG | FGA | FT | FTA | | | | | | | |
| 08 | Alex Bazzell | * 4-12 | 1-4 | 7-7 | 0 | 4 | 4 | 2 | 16 | 2 | 2 | 0 | 1 | 35 |
| 12 | Kramer Soderberg | * 2-4 | 0-1 | 12-14 | 0 | 2 | 2 | 16 | 5 | 2 | 0 | 0 | 1 | 34 |
| 24 | Richard Rose | * 4-6 | 2-3 | 4-4 | 1 | 2 | 3 | 14 | 1 | 2 | 0 | 3 | 35 | |
| 31 | Alfred Nelson | * 8-11 | 0-2 | 3-4 | 0 | 1 | 1 | 2 | 19 | 2 | 1 | 1 | 29 | |
| 38 | David King | * 5-9 | 0-0 | 0-0 | 1 | 5 | 6 | 1 | 10 | 1 | 1 | 0 | 0 | 27 |
| 01 | Efkan Eren | 1-5 | 0-0 | 2-3 | 1 | 2 | 3 | 2 | 4 | 0 | 0 | 0 | 1 | 12 |
| 04 | Garrett Reeg | 2-3 | 0-0 | 1-1 | 1 | 2 | 3 | 5 | 0 | 1 | 0 | 0 | 12 | |
| 21 | Michael Boos | 0-1 | 0-1 | 0-0 | 1 | 1 | 2 | 0 | 0 | 0 | 2 | 0 | 1 | 11 |
| 28 | Brandon Kunkel | 0-0 | 0-0 | 0-0 | 0 | 0 | 0 | 0 | 0 | 0 | 0 | 1 | 5 | |
| | Team | | | | 1 | 4 | 5 | | | | | | | |
| | Totals | 26-51 | 3-11 | 29-33 | 6 | 23 | 29 | 13 | 84 | 11 | 12 | 1 | 7 | 200 |

FG % 1st Half: 17-28 60.7% 2nd half: 9-23 39.1% Games: 26-51 51.0%
 3FG % 1st Half: 2-6 33.3% 2nd half: 0-5 0.0% Games: 2-11 18.2%
 FT % 1st Half: 14-15 93.3% 2nd half: 15-18 83.3% Games: 29-33 87.9%

Officials: Paul Fitzwater, Terry Pollard, Gene Grimshaw
 Technical fouls: Central Methodist-TEAM, Lindenwood-None.
 Attendance: 816

| Score by periods | 1st | 2nd | Total |
|-------------------|-----|-----|-------|
| Central Methodist | 33 | 41 | 74 |
| Lindenwood | 51 | 33 | 84 |

| Points | In | Off | 2nd | Fast | Bench |
|--------|----|-----|-----|------|-------|
| CMU | 36 | 20 | 12 | 2 | 10 |
| LU | 38 | 28 | 12 | 2 | 9 |

Game No. 18: #4 Lindenwood 97, MidAmerica Nazarene 73



Official Basketball Box Score - Game Totals - Final Statistics
 MidAmerica Nazarene vs Lindenwood
 01/21/11 4:00 p.m. at St. Charles, Mo. (Hyland Arena)

MidAmerica Nazarene 73 • 7-10, 2-5

| # | Player | Total | | 3-Ptr | | Rebounds | | PF | TP | A | TO | Blk | Stl | Min |
|----|------------------|--------|------|-------|-----|----------|-----|----|----|----|----|-----|-----|-----|
| | | FG | FGA | FG | FGA | FT | FTA | | | | | | | |
| 16 | Ian Mathews | * 6-7 | 0-0 | 0-0 | 2 | 2 | 4 | 4 | 12 | 1 | 1 | 0 | 0 | 19 |
| 22 | Zsolt Lakosa | * 3-6 | 0-0 | 0-0 | 0 | 0 | 0 | 1 | 6 | 2 | 3 | 0 | 1 | 23 |
| 24 | Lukas Weigel | * 2-11 | 0-0 | 0-0 | 4 | 2 | 6 | 4 | 4 | 1 | 1 | 0 | 2 | 19 |
| 32 | Rustin Dowd | * 5-14 | 0-2 | 5-8 | 2 | 0 | 2 | 2 | 15 | 4 | 4 | 0 | 2 | 32 |
| 44 | Keith McCullough | * 4-11 | 1-4 | 0-0 | 0 | 3 | 3 | 2 | 9 | 0 | 1 | 0 | 1 | 25 |
| 03 | Gabe Crumpley | 0-0 | 0-0 | 0-0 | 0 | 0 | 0 | 1 | 0 | 1 | 1 | 0 | 0 | 4 |
| 20 | Corey Dahl | 0-0 | 0-0 | 0-0 | 0 | 0 | 0 | 1 | 0 | 0 | 0 | 0 | 0 | 4 |
| 23 | Bryce Anderson | 2-4 | 0-0 | 0-0 | 3 | 2 | 5 | 2 | 4 | 0 | 0 | 0 | 1 | 19 |
| 30 | Corner Langrehr | 7-14 | 3-6 | 2-2 | 1 | 1 | 2 | 1 | 19 | 4 | 0 | 0 | 0 | 29 |
| 34 | Luke Thomas | 1-2 | 0-0 | 0-0 | 1 | 3 | 4 | 0 | 2 | 0 | 0 | 0 | 0 | 16 |
| 42 | Austin Hennings | 0-1 | 0-0 | 2-2 | 1 | 4 | 5 | 1 | 2 | 1 | 1 | 0 | 0 | 10 |
| | Team | | | | 0 | 1 | 1 | | | | | | | |
| | Totals | 30-70 | 4-12 | 9-12 | 14 | 18 | 32 | 19 | 73 | 14 | 12 | 0 | 7 | 200 |

FG % 1st Half: 13-38 34.2% 2nd half: 17-32 53.1% Games: 30-70 42.9%
 3FG % 1st Half: 0-1 0.0% 2nd half: 4-8 50.0% Games: 4-12 33.3%
 FT % 1st Half: 4-6 66.7% 2nd half: 5-6 83.3% Games: 9-12 75.0%

Lindenwood 97 • 17-1, 8-0

| # | Player | Total | | 3-Ptr | | Rebounds | | PF | TP | A | TO | Blk | Stl | Min |
|----|------------------|--------|-------|-------|-----|----------|-----|----|----|----|----|-----|-----|-----|
| | | FG | FGA | FG | FGA | FT | FTA | | | | | | | |
| 08 | Alex Bazzell | * 3-5 | 2-3 | 0-1 | 0 | 0 | 0 | 3 | 8 | 2 | 2 | 0 | 0 | 23 |
| 12 | Kramer Soderberg | * 5-7 | 0-0 | 5-5 | 0 | 2 | 2 | 1 | 15 | 9 | 1 | 0 | 1 | 28 |
| 24 | Richard Rose | * 2-6 | 2-5 | 2-2 | 0 | 1 | 1 | 2 | 8 | 1 | 0 | 1 | 0 | 16 |
| 31 | Alfred Nelson | * 4-7 | 1-1 | 0-0 | 2 | 4 | 6 | 1 | 9 | 3 | 2 | 1 | 0 | 29 |
| 38 | David King | * 9-11 | 0-0 | 2-3 | 1 | 8 | 9 | 0 | 20 | 0 | 1 | 2 | 1 | 18 |
| 01 | Efkan Eren | 2-6 | 0-1 | 0-0 | 1 | 2 | 3 | 1 | 4 | 2 | 3 | 0 | 0 | 16 |
| 04 | Garrett Reeg | 4-6 | 0-0 | 5-7 | 2 | 6 | 8 | 1 | 13 | 1 | 1 | 0 | 0 | 21 |
| 21 | Michael Boos | 5-8 | 4-6 | 0-0 | 0 | 2 | 2 | 1 | 14 | 1 | 0 | 0 | 2 | 23 |
| 28 | Brandon Kunkel | 2-4 | 2-3 | 0-0 | 2 | 0 | 3 | 6 | 1 | 0 | 0 | 0 | 0 | 14 |
| 33 | Alex Tilley | 0-1 | 0-1 | 0-0 | 0 | 0 | 0 | 1 | 0 | 0 | 2 | 0 | 0 | 2 |
| 32 | Tyler Harris | 0-2 | 0-2 | 0-0 | 0 | 0 | 0 | 0 | 0 | 0 | 0 | 0 | 0 | 5 |
| 40 | Michael Simmons | 0-0 | 0-0 | 0-0 | 0 | 2 | 2 | 1 | 0 | 0 | 0 | 0 | 0 | 2 |
| 44 | Devin Johnson | 0-1 | 0-0 | 0-0 | 1 | 0 | 1 | 0 | 0 | 1 | 0 | 0 | 0 | 3 |
| | Team | | | | 0 | 1 | 1 | | | | | | | |
| | Totals | 36-64 | 11-22 | 14-18 | 9 | 28 | 37 | 15 | 97 | 21 | 12 | 3 | 5 | 200 |

FG % 1st Half: 17-26 65.4% 2nd half: 19-38 50.0% Games: 36-64 56.3%
 3FG % 1st Half: 7-10 70.0% 2nd half: 4-12 33.3% Games: 11-22 50.0%
 FT % 1st Half: 0-1 0.0% 2nd half: 5-5 100.0% Games: 5-5 100.0%

Officials: Jack Metzger, Ryan McMillin, Rick Fields
 Technical fouls: MidAmerica Nazarene-None, Lindenwood-None.
 Attendance: 1030

| Score by periods | 1st | 2nd | Total |
|---------------------|-----|-----|-------|
| MidAmerica Nazarene | 30 | 43 | 73 |
| Lindenwood | 50 | 47 | 97 |

| Points | In | Off | 2nd | Fast | Bench |
|--------|----|-----|-----|------|-------|
| MNU | 44 | 10 | 16 | 7 | 27 |
| LU | 48 | 37 | 11 | 6 | 27 |

Game No. 19: #18 William Jewell 92, #4 Lindenwood 61



Official Basketball Box Score - Game Totals - Final Statistics
 Lindenwood vs William Jewell
 01/22/11 4:00 p.m. at Liberty, Mo. (Piaboe Center)

Lindenwood 61 • 17-2, 8-1

| # | Player | Total | | 3-Ptr | | Rebounds | | PF | TP | A | TO | Blk | Stl | Min |
|----|------------------|--------|------|-------|-----|----------|-----|----|----|---|----|-----|-----|-----|
| | | FG | FGA | FG | FGA | FT | FTA | | | | | | | |
| 08 | Alex Bazzell | * 3-6 | 1-3 | 1-2 | 0 | 0 | 0 | 3 | 8 | 2 | 2 | 0 | 0 | 29 |
| 12 | Kramer Soderberg | * 3-9 | 0-1 | 2-2 | 0 | 3 | 3 | 8 | 1 | 1 | 0 | 0 | 0 | 25 |
| 24 | Richard Rose | * 1-5 | 0-2 | 0-0 | 0 | 3 | 3 | 2 | 2 | 1 | 3 | 0 | 0 | 28 |
| 31 | Alfred Nelson | * 6-10 | 1-1 | 2-4 | 2 | 1 | 3 | 0 | 15 | 0 | 0 | 1 | 0 | 26 |
| 38 | David King | * 3-6 | 0-0 | 2-4 | 1 | 3 | 4 | 2 | 8 | 0 | 2 | 0 | 0 | 23 |
| 01 | Efkan Eren | 2-4 | 0-0 | 0-1 | 2 | 5 | 7 | 2 | 4 | 0 | 0 | 0 | 0 | 12 |
| 04 | Garrett Reeg | 2-2 | 0-0 | 2-4 | 1 | 3 | 4 | 0 | 6 | 0 | 1 | 0 | 0 | 11 |
| 21 | Michael Boos | 0-4 | 0-3 | 2-2 | 0 | 0 | 0 | 2 | 2 | 1 | 0 | 0 | 0 | 25 |
| 28 | Brandon Kunkel | 2-2 | 2-2 | 0-0 | 0 | 0 | 0 | 0 | 6 | 0 | 0 | 0 | 0 | 9 |
| 32 | Tyler Harris | 0-1 | 0-1 | 0-0 | 0 | 0 | 0 | 1 | 0 | 1 | 0 | 0 | 1 | 5 |
| 44 | Devin Johnson | 0-1 | 0-0 | 2-4 | 1 | 0 | 1 | 2 | 0 | 1 | 0 | 0 | 0 | 7 |
| | Team | | | | 1 | 1 | 2 | | | | | | | |
| | Totals | 22-50 | 4-13 | 13-23 | 8 | 19 | 27 | 17 | 61 | 7 | 12 | 1 | 1 | 200 |

FG % 1st Half: 8-24 33.3% 2nd half: 14-26 53.8% Games: 22-50 44.0%
 3FG % 1st Half: 1-5 20.0% 2nd half: 3-8 37.5% Games: 4-13 30.8%
 FT % 1st Half: 7-11 63.6% 2nd half: 6-12 50.0% Games: 13-23 56.5%

William Jewell 92 • 17-2, 8-1

| # | Player | Total | | 3-Ptr | | Rebounds | | PF | TP | A | TO | Blk | Stl | Min |
|----|------------|--------|-----|-------|-----|----------|-----|----|----|---|----|-----|-----|-----|
| | | FG | FGA | FG | FGA | FT | FTA | | | | | | | |
| 16 | Mark Mason | * 6-11 | 1-3 | 2-3 | 1 | 0 | 1 | 0 | 13 | 1 | 0 | 0 | 0 | 29 |
| 20 | Chris Uz | * 2-5 | 2-4 | 2-2 | 1 | 1 | 2 | 4 | 8 | 1 | 0 | 0 | 0 | |

2010-11 Box Scores

Game No. 21: #10 Lindenwood 75, Culver-Stockton 48



Official Basketball Box Score - Game Totals - Final Statistics
Lindenwood vs Culver-Stockton
#12/21/11 8:30 pm at Canton, Mo. (Charles Field House)

Lindenwood 75 = 19-2, 10-1

| # | Player | Total | | 3-Ptr | | Rebounds | | PF | TP | A | TO | Blk | Stl | Min | |
|----|------------------|-------|-------|-------|-------|----------|-----|----|----|----|----|-----|-----|-----|-----|
| | | FG | FGA | FT | FTA | Off | Def | | | | | | | | |
| 04 | Garrett Reeg | f | 6-8 | 0-0 | 4-5 | 3 | 5 | 8 | 1 | 16 | 1 | 2 | 0 | 0 | 23 |
| 03 | David King | f | 3-8 | 0-0 | 1-4 | 7 | 3 | 10 | 1 | 7 | 2 | 2 | 1 | 0 | 22 |
| 08 | Alex Bazzell | g | 4-8 | 1-3 | 3-5 | 1 | 4 | 5 | 2 | 12 | 5 | 2 | 1 | 0 | 32 |
| 12 | Kramer Soderberg | g | 4-8 | 0-2 | 3-4 | 0 | 2 | 2 | 4 | 11 | 2 | 0 | 1 | 0 | 24 |
| 24 | Richard Rose | g | 1-5 | 1-4 | 3-4 | 2 | 3 | 5 | 0 | 6 | 3 | 1 | 0 | 1 | 30 |
| 01 | Efkan Eren | | 1-2 | 0-0 | 0-0 | 1 | 1 | 2 | 0 | 2 | 0 | 1 | 0 | 1 | 4 |
| 21 | Michael Boos | | 4-9 | 3-5 | 0-3 | 0 | 1 | 1 | 2 | 11 | 1 | 0 | 0 | 2 | 26 |
| 30 | Alex Tilley | | 0-0 | 0-0 | 0-0 | 0 | 1 | 1 | 0 | 0 | 0 | 0 | 0 | 0 | 3 |
| 81 | Alfred Nelson | | 0-3 | 0-1 | 4-4 | 0 | 3 | 3 | 3 | 4 | 1 | 1 | 1 | 1 | 14 |
| 32 | Tyler Harris | | 0-2 | 0-2 | 0-0 | 0 | 1 | 1 | 2 | 0 | 0 | 0 | 0 | 0 | 4 |
| 40 | Michael Simmons | | 0-1 | 0-0 | 1-2 | 1 | 1 | 2 | 1 | 1 | 0 | 0 | 0 | 0 | 2 |
| 41 | Brett Thompson | | 1-2 | 0-0 | 0-0 | 2 | 0 | 2 | 2 | 2 | 0 | 1 | 1 | 0 | 11 |
| 44 | Devin Johnson | | 1-1 | 0-0 | 1-2 | 2 | 1 | 3 | 1 | 3 | 0 | 1 | 0 | 0 | 5 |
| | Team | | | | | 1 | 4 | 5 | | | | | | | |
| | Totals | | 25-57 | 5-17 | 20-33 | 20 | 30 | 50 | 10 | 75 | 15 | 11 | 4 | 6 | 200 |

FG % 1st Half: 11-26 42.3% 2nd half: 14-31 45.2% Games: 25-57 43.9%
3FG % 1st Half: 2-7 28.6% 2nd half: 4-11 36.4% Games: 5-17 29.4%
FT % 1st Half: 7-11 63.6% 2nd half: 13-22 59.1% Games: 20-33 60.6%

Culver-Stockton 48 = 1-18, 1-9

| # | Player | Total | | 3-Ptr | | Rebounds | | PF | TP | A | TO | Blk | Stl | Min | |
|----|-----------------|-------|-------|-------|-------|----------|-----|----|----|----|----|-----|-----|-----|-----|
| | | FG | FGA | FT | FTA | Off | Def | | | | | | | | |
| 12 | Jordan Lasater | f | 4-13 | 1-5 | 4-5 | 1 | 2 | 3 | 1 | 13 | 2 | 1 | 1 | 1 | 32 |
| 42 | Jim McKee | f | 2-5 | 2-2 | 0-0 | 2 | 3 | 5 | 5 | 6 | 1 | 1 | 0 | 1 | 31 |
| 64 | Nick O'Brien | c | 2-9 | 0-3 | 1-2 | 1 | 4 | 5 | 5 | 5 | 0 | 5 | 0 | 0 | 19 |
| 14 | Peter Rodriguez | g | 3-10 | 1-7 | 6-7 | 1 | 0 | 1 | 3 | 13 | 5 | 1 | 0 | 0 | 26 |
| 24 | Drew Ayers | g | 0-2 | 0-0 | 1-3 | 0 | 2 | 2 | 5 | 1 | 0 | 1 | 0 | 0 | 21 |
| 10 | Kyle Ellison | | 0-2 | 0-1 | 0-0 | 0 | 0 | 0 | 1 | 0 | 1 | 3 | 0 | 0 | 17 |
| 82 | Cory Stultz | | 1-2 | 1-1 | 2-2 | 1 | 2 | 3 | 1 | 5 | 0 | 1 | 1 | 1 | 19 |
| 34 | Steven Crawford | | 2-8 | 0-2 | 1-2 | 2 | 3 | 5 | 3 | 5 | 0 | 1 | 1 | 1 | 27 |
| 44 | Mark Winthrop | | 0-1 | 0-1 | 0-0 | 0 | 1 | 1 | 0 | 0 | 0 | 0 | 1 | 0 | 4 |
| 52 | Zach Glenn | | 0-0 | 0-0 | 0-0 | 0 | 0 | 0 | 0 | 0 | 0 | 0 | 0 | 0 | 4 |
| | Team | | | | | 2 | 0 | 2 | | | | | | | |
| | Totals | | 14-52 | 5-22 | 15-21 | 10 | 17 | 27 | 24 | 48 | 9 | 14 | 3 | 4 | 200 |

FG % 1st Half: 7-26 26.9% 2nd half: 7-26 26.9% Games: 14-52 26.9%
3FG % 1st Half: 1-8 12.5% 2nd half: 4-14 28.6% Games: 5-22 22.7%
FT % 1st Half: 6-7 85.7% 2nd half: 9-14 64.3% Games: 15-21 71.4%

Officials: Craig Philipp, Bradley Fritsche, Ryan Otniel
Technical fouls: Lindenwood-None, Culver-Stockton-None.
Attendance: 314

| Score by periods | 1st | 2nd | Total |
|------------------|-----|-----|-------|
| Lindenwood | 31 | 44 | 75 |
| Culver-Stockton | 21 | 27 | 48 |

Game No. 22: #10 Lindenwood 77, Baker 50



Official Basketball Box Score - Game Totals - Final Statistics
Baker vs Lindenwood
#12/21/11 4:00 p.m. at St. Charles, Mo. (Hyland Arena)

Baker 50 = 9-13, 5-7

| # | Player | Total | | 3-Ptr | | Rebounds | | PF | TP | A | TO | Blk | Stl | Min | |
|----|----------------|-------|-------|-------|-----|----------|-----|----|----|----|----|-----|-----|-----|-----|
| | | FG | FGA | FT | FTA | Off | Def | | | | | | | | |
| 10 | Jaris Wornack | * | 3-8 | 0-3 | 1-2 | 0 | 3 | 3 | 1 | 7 | 1 | 2 | 1 | 3 | 29 |
| 11 | Andre Strozger | * | 8-13 | 2-5 | 2-2 | 2 | 5 | 7 | 3 | 20 | 0 | 1 | 0 | 1 | 20 |
| 20 | Joe Wachtler | * | 0-4 | 0-2 | 0-0 | 2 | 4 | 6 | 1 | 0 | 3 | 0 | 0 | 1 | 28 |
| 30 | Austin Bond | * | 1-6 | 1-1 | 0-0 | 1 | 1 | 2 | 0 | 3 | 1 | 3 | 2 | 0 | 22 |
| 82 | Jack Shortell | * | 0-5 | 0-0 | 2-2 | 2 | 1 | 3 | 3 | 2 | 0 | 1 | 0 | 2 | 19 |
| 14 | Tim Randolph | | 1-3 | 0-0 | 1-2 | 3 | 2 | 5 | 1 | 3 | 0 | 1 | 0 | 0 | 8 |
| 16 | Rickey Harper | | 0-1 | 0-0 | 0-0 | 0 | 3 | 3 | 2 | 0 | 1 | 3 | 0 | 0 | 11 |
| 22 | Connor Bechard | | 0-0 | 0-0 | 0-0 | 0 | 0 | 0 | 0 | 0 | 0 | 0 | 0 | 0 | 10 |
| 28 | Drew Berg | | 0-2 | 0-0 | 0-0 | 0 | 0 | 0 | 0 | 0 | 0 | 0 | 0 | 0 | 12 |
| 24 | Corey Anderson | | 4-6 | 3-4 | 0-0 | 1 | 1 | 2 | 0 | 11 | 1 | 1 | 0 | 0 | 20 |
| 42 | Samer Jassar | | 2-7 | 0-0 | 0-0 | 0 | 2 | 2 | 3 | 4 | 0 | 0 | 3 | 0 | 21 |
| | Team | | | | | 0 | 1 | 1 | | | | | | | |
| | Totals | | 19-55 | 6-15 | 6-8 | 11 | 23 | 34 | 14 | 50 | 7 | 15 | 6 | 7 | 200 |

FG % 1st Half: 9-24 37.5% 2nd half: 10-31 32.3% Games: 19-55 34.5%
3FG % 1st Half: 2-4 50.0% 2nd half: 4-11 36.4% Games: 6-15 40.0%
FT % 1st Half: 1-2 50.0% 2nd half: 3-6 50.0% Games: 6-8 75.0%

Lindenwood 77 = 20-2, 11-1

| # | Player | Total | | 3-Ptr | | Rebounds | | PF | TP | A | TO | Blk | Stl | Min | |
|----|------------------|-------|-------|-------|------|----------|-----|----|----|----|----|-----|-----|-----|-----|
| | | FG | FGA | FT | FTA | Off | Def | | | | | | | | |
| 08 | Alex Bazzell | * | 5-8 | 2-3 | 4-4 | 1 | 1 | 2 | 0 | 16 | 4 | 2 | 0 | 0 | 25 |
| 04 | Garrett Reeg | * | 2-6 | 0-1 | 1-3 | 1 | 3 | 4 | 2 | 5 | 1 | 0 | 0 | 0 | 19 |
| 12 | Kramer Soderberg | * | 5-11 | 2-4 | 0-0 | 0 | 1 | 1 | 12 | 4 | 1 | 0 | 3 | 28 | |
| 24 | Richard Rose | * | 3-6 | 3-4 | 1-2 | 0 | 3 | 3 | 1 | 10 | 1 | 0 | 0 | 1 | 26 |
| 88 | David King | * | 0-0 | 0-0 | 1-2 | 0 | 2 | 2 | 1 | 2 | 1 | 0 | 0 | 0 | 20 |
| 01 | Efkan Eren | | 0-0 | 0-0 | 0-0 | 0 | 1 | 1 | 1 | 0 | 1 | 0 | 0 | 0 | 3 |
| 21 | Michael Boos | | 5-8 | 3-6 | 1-1 | 1 | 3 | 4 | 0 | 14 | 0 | 1 | 0 | 1 | 20 |
| 23 | Brandon Kunkel | | 3-4 | 2-3 | 0-0 | 0 | 0 | 0 | 0 | 8 | 1 | 0 | 0 | 0 | 17 |
| 81 | Alfred Nelson | | 2-4 | 1-2 | 0-0 | 1 | 1 | 2 | 0 | 5 | 1 | 1 | 1 | 1 | 17 |
| 32 | Tyler Harris | | 0-1 | 0-1 | 0-0 | 0 | 0 | 0 | 0 | 0 | 0 | 0 | 0 | 0 | 4 |
| 41 | Brett Thompson | | 3-4 | 0-0 | 0-2 | 1 | 10 | 11 | 2 | 6 | 1 | 3 | 0 | 1 | 16 |
| 44 | Devin Johnson | | 0-1 | 0-0 | 0-0 | 0 | 1 | 1 | 0 | 0 | 0 | 1 | 0 | 0 | 5 |
| | Team | | | | | 0 | 0 | 0 | | | | | | | |
| | Totals | | 28-53 | 13-24 | 8-14 | 5 | 26 | 31 | 8 | 77 | 16 | 11 | 1 | 7 | 200 |

FG % 1st Half: 13-26 50.0% 2nd half: 15-27 55.6% Games: 28-53 52.8%
3FG % 1st Half: 5-10 50.0% 2nd half: 8-14 57.1% Games: 13-24 54.2%
FT % 1st Half: 5-9 55.6% 2nd half: 3-5 60.0% Games: 8-14 57.1%

Officials: Paul Fitzwater, Dale Joseph Dunn, Matt Blanc
Technical fouls: Baker-TEAM, Lindenwood-None.
Attendance: 862

| Score by periods | 1st | 2nd | Total |
|------------------|-----|-----|-------|
| Baker | 21 | 29 | 50 |
| Lindenwood | 36 | 41 | 77 |

Game No. 23: Evangel 76, #10 Lindenwood 74



Official Basketball Box Score - Game Totals - Final Statistics
Evangel vs Lindenwood
#12/21/11 7:30 p.m. at St. Charles, Mo. (Hyland Arena)

Evangel 76 = 15-7, 10-2

| # | Player | Total | | 3-Ptr | | Rebounds | | PF | TP | A | TO | Blk | Stl | Min | |
|----|-----------------|-------|-------|-------|-------|----------|-----|----|----|----|----|-----|-----|-----|-----|
| | | FG | FGA | FT | FTA | Off | Def | | | | | | | | |
| 08 | Victor Agbasi | * | 0-3 | 0-2 | 0-0 | 0 | 2 | 2 | 4 | 0 | 0 | 0 | 0 | 0 | 14 |
| 10 | Cale Ramsey | * | 4-8 | 0-0 | 4-6 | 1 | 4 | 5 | 1 | 12 | 2 | 3 | 1 | 2 | 37 |
| 14 | Spud Harbour | * | 2-9 | 1-5 | 4-4 | 0 | 1 | 1 | 3 | 9 | 4 | 4 | 1 | 1 | 39 |
| 24 | Chad Gillaspay | * | 8-13 | 0-0 | 0-0 | 2 | 4 | 6 | 4 | 16 | 0 | 2 | 0 | 0 | 30 |
| 82 | Mike Storey | * | 7-12 | 0-0 | 5-7 | 2 | 3 | 5 | 3 | 19 | 0 | 0 | 0 | 2 | 25 |
| 11 | Jayme Donnelly | | 1-3 | 1-2 | 0-0 | 0 | 3 | 3 | 0 | 3 | 2 | 1 | 0 | 0 | 17 |
| 12 | Mitch McHenry | | 2-6 | 2-5 | 2-2 | 0 | 0 | 0 | 2 | 8 | 1 | 0 | 0 | 0 | 23 |
| 21 | Cameron Allison | | 1-3 | 0-2 | 0-0 | 1 | 1 | 2 | 0 | 2 | 0 | 0 | 1 | 0 | 10 |
| 88 | Taylor Sirois | | 1-1 | 0-0 | 0-0 | 0 | 0 | 0 | 0 | 2 | 0 | 0 | 0 | 0 | 5 |
| 34 | Josh Kleine | | 1-3 | 0-0 | 3-4 | 2 | 2 | 4 | 2 | 5 | 1 | 1 | 0 | 0 | 20 |
| | Team | | | | | 2 | 2 | 4 | | | | | | | |
| | Totals | | 27-61 | 4-16 | 18-23 | 10 | 22 | 32 | 19 | 76 | 10 | 11 | 2 | 5 | 220 |

FG % 1st Half: 8-28 28.6% 2nd half: 16-29 55.2% Games: 27-61 44.3%
3FG % 1st Half: 2-13 15.4% 2nd half: 2-3 66.7% Games: 4-16 25.0%
FT % 1st Half: 5-6 83.3% 2nd half: 8-11 72.7% Games: 18-23 78.3%

Lindenwood 74 = 20-3, 11-2

| # | Player | Total | | 3-Ptr | | Rebounds | | PF | TP | A | TO | Blk | Stl | Min | |
|----|------------------|-------|------|-------|-----|----------|-----|----|----|----|----|-----|-----|-----|----|
| | | FG | FGA | FT | FTA | Off | Def | | | | | | | | |
| 08 | Alex Bazzell | * | 3-13 | 2-6 | 3-4 | 0 | 1 | 1 | 2 | 11 | 3 | 1 | 0 | 0 | 32 |
| 12 | Kramer Soderberg | * | 4-11 | 0-4 | 2-2 | 0 | 6 | 6 | 1 | 10 | 4 | 6 | 0 | 1 | 37 |
| 24 | Richard Rose | * | 7-10 | 3-4 | | | | | | | | | | | |

2010-11 Box Scores

Game No. 29: #10 Lindenwood 86, MidAmerica Nazarene 74



Official Basketball Box Score - Game Totals - Final Statistics
Lindenwood vs MidAmerica Nazarene
12/19/11 4:00 p.m. at Olathe, Kan. (Bell Family Arena)

Lindenwood 86 • 26-3, 17-2

| # | Player | Total | | 3-Ptr | | Rebounds | | | PF | TP | A | TO | Blk | Stl | Min |
|--------|------------------|--------|------|-------|-----|----------|-----|-----|----|----|---|----|-----|-----|-----|
| | | FG | FGA | FG | FGA | FT | FTA | Off | | | | | | | |
| 12 | Kramer Soderberg | * 6-12 | 2-4 | 9-13 | 1 | 2 | 3 | 4 | 23 | 9 | 1 | 0 | 1 | 37 | |
| 21 | Michael Boos | * 0-5 | 0-3 | 2-2 | 0 | 1 | 1 | 1 | 2 | 0 | 1 | 0 | 1 | 18 | |
| 24 | Richard Rose | * 6-13 | 2-6 | 7-7 | 3 | 4 | 7 | 3 | 21 | 3 | 2 | 0 | 1 | 33 | |
| 31 | Alfred Nelson | * 2-5 | 0-2 | 1-2 | 0 | 1 | 1 | 0 | 5 | 1 | 1 | 0 | 0 | 15 | |
| 41 | Brett Thompson | * 7-9 | 0-1 | 3-7 | 2 | 4 | 6 | 3 | 17 | 0 | 2 | 3 | 0 | 21 | |
| 01 | Efkan Eren | 1-2 | 0-0 | 0-0 | 0 | 0 | 0 | 1 | 2 | 0 | 0 | 0 | 1 | 11 | |
| 04 | Garrett Reeg | 2-3 | 0-0 | 0-0 | 2 | 0 | 2 | 4 | 0 | 1 | 1 | 1 | 1 | 19 | |
| 23 | Brandon Kunkel | 2-5 | 2-4 | 0-0 | 0 | 0 | 0 | 3 | 6 | 0 | 0 | 0 | 0 | 17 | |
| 30 | Alex Tilley | 0-0 | 0-0 | 0-0 | 0 | 0 | 0 | 0 | 0 | 0 | 0 | 0 | 0 | 1 | |
| 32 | Tyler Harris | 0-0 | 0-0 | 0-0 | 0 | 0 | 0 | 0 | 0 | 0 | 0 | 0 | 0 | 1 | |
| 38 | David King | 3-4 | 0-0 | 0-0 | 3 | 8 | 11 | 1 | 6 | 2 | 1 | 0 | 0 | 25 | |
| 40 | Michael Simmons | 0-0 | 0-0 | 0-0 | 0 | 0 | 0 | 0 | 0 | 0 | 0 | 0 | 0 | 1 | |
| 44 | Devin Johnson | 0-0 | 0-0 | 0-0 | 0 | 0 | 0 | 0 | 0 | 0 | 0 | 0 | 0 | 1 | |
| Team | | | | | 1 | 3 | 4 | | | | | | | | |
| Totals | | 29-58 | 6-20 | 22-31 | 12 | 23 | 35 | 18 | 86 | 15 | 9 | 4 | 5 | 200 | |

FG % 1st Half: 15-30 50.0% 2nd half: 14-28 50.0% Games: 29-58 50.0%
3FG % 1st Half: 3-10 30.0% 2nd half: 3-10 30.0% Games: 6-20 30.0%
FT % 1st Half: 7-12 58.3% 2nd half: 15-19 78.9% Games: 22-31 71.0%

MidAmerica Nazarene 74 • 12-16, 7-11

| # | Player | Total | | 3-Ptr | | Rebounds | | | PF | TP | A | TO | Blk | Stl | Min |
|--------|------------------|--------|------|-------|-----|----------|-----|-----|----|----|----|----|-----|-----|-----|
| | | FG | FGA | FG | FGA | FT | FTA | Off | | | | | | | |
| 28 | Bryce Anderson | * 0-1 | 0-0 | 2-2 | 1 | 2 | 3 | 4 | 2 | 0 | 0 | 0 | 0 | 10 | |
| 24 | Lukas Weigel | * 1-3 | 0-0 | 0-0 | 1 | 1 | 2 | 4 | 2 | 0 | 2 | 1 | 0 | 17 | |
| 30 | Conner Langrehr | * 9-19 | 2-7 | 2-3 | 0 | 2 | 2 | 4 | 22 | 2 | 6 | 0 | 0 | 39 | |
| 32 | Rustin Dowd | * 7-17 | 2-7 | 1-2 | 0 | 2 | 2 | 4 | 17 | 9 | 2 | 0 | 1 | 36 | |
| 46 | Andrew Crotty | * 2-2 | 0-0 | 0-0 | 2 | 8 | 10 | 2 | 4 | 3 | 1 | 1 | 1 | 30 | |
| 22 | Zsolt Lakosa | 0-0 | 0-0 | 2-2 | 0 | 0 | 0 | 2 | 2 | 1 | 0 | 0 | 0 | 5 | |
| 34 | Luke Thomas | 5-7 | 1-1 | 4-5 | 2 | 3 | 5 | 3 | 15 | 3 | 0 | 0 | 2 | 29 | |
| 44 | Keith McCullough | 3-7 | 2-2 | 2-3 | 1 | 4 | 5 | 3 | 10 | 2 | 1 | 0 | 0 | 34 | |
| Team | | | | | 2 | 2 | 4 | 1 | | | | | | | |
| Totals | | 27-56 | 7-17 | 13-17 | 9 | 24 | 33 | 25 | 74 | 20 | 14 | 2 | 4 | 200 | |

FG % 1st Half: 17-27 63.0% 2nd half: 10-29 34.5% Games: 27-56 48.2%
3FG % 1st Half: 6-10 60.0% 2nd half: 1-7 14.3% Games: 7-17 41.2%
FT % 1st Half: 6-8 75.0% 2nd half: 7-9 77.8% Games: 13-17 76.5%

Officials: Technical fouls: Lindenwood-None, MidAmerica Nazarene-TEAM.
Attendance: 300

| Score by periods | 1st | 2nd | Total |
|---------------------|-----|-----|-------|
| Lindenwood | 40 | 46 | 86 |
| MidAmerica Nazarene | 46 | 28 | 74 |

Game No. 30: William Jewell 69, #7 Lindenwood 64



Official Basketball Box Score - Game Totals - Final Statistics
William Jewell vs Lindenwood
12/20/11 4:00 p.m. at St. Charles, Mo. (Hyland Arena)

William Jewell 69 • 24-6, 15-5

| # | Player | Total | | 3-Ptr | | Rebounds | | | PF | TP | A | TO | Blk | Stl | Min |
|--------|-------------------|--------|-----|-------|-----|----------|-----|-----|----|----|----|----|-----|-----|-----|
| | | FG | FGA | FG | FGA | FT | FTA | Off | | | | | | | |
| 12 | Adam Johnston | * 0-1 | 0-1 | 5-5 | 0 | 2 | 2 | 4 | 5 | 2 | 4 | 0 | 0 | 27 | |
| 15 | Mark Mason | * 5-11 | 0-1 | 4-6 | 2 | 5 | 7 | 0 | 14 | 2 | 1 | 0 | 0 | 35 | |
| 20 | Chris Uz | * 1-4 | 1-4 | 2-3 | 0 | 4 | 4 | 5 | 5 | 1 | 1 | 0 | 0 | 26 | |
| 22 | Jonathan Benson | * 8-14 | 1-1 | 0-0 | 1 | 3 | 4 | 2 | 17 | 0 | 3 | 1 | 0 | 34 | |
| 66 | Nick Larson | * 9-17 | 0-1 | 4-5 | 4 | 6 | 10 | 4 | 22 | 3 | 1 | 1 | 2 | 34 | |
| 03 | Craig Mattson | 2-4 | 0-1 | 0-0 | 0 | 0 | 0 | 0 | 4 | 1 | 0 | 0 | 0 | 10 | |
| 11 | David Kennedy | 1-2 | 0-0 | 0-0 | 0 | 0 | 0 | 1 | 2 | 0 | 3 | 0 | 0 | 18 | |
| 35 | Nate Kroecker | 0-0 | 0-0 | 0-0 | 0 | 0 | 0 | 0 | 0 | 0 | 0 | 0 | 0 | 1 | |
| 60 | Mahamadou Sissoko | 0-0 | 0-0 | 0-0 | 0 | 2 | 4 | 0 | 0 | 0 | 2 | 0 | 0 | 5 | |
| 54 | Bryan Adams | 0-0 | 0-0 | 0-0 | 0 | 0 | 0 | 0 | 0 | 0 | 0 | 0 | 0 | 2 | |
| Team | | | | | 1 | 3 | 4 | | | | | | | | |
| Totals | | 26-53 | 2-9 | 15-19 | 8 | 25 | 33 | 20 | 69 | 8 | 14 | 4 | 5 | 200 | |

FG % 1st Half: 14-26 53.8% 2nd half: 12-27 44.4% Game: 26-53 49.1%
3FG % 1st Half: 0-3 0.0% 2nd half: 2-6 33.3% Game: 2-9 22.2%
FT % 1st Half: 10-12 83.3% 2nd half: 5-6 83.3% Game: 15-19 78.9%

Lindenwood 64 • 26-4, 17-3

| # | Player | Total | | 3-Ptr | | Rebounds | | | PF | TP | A | TO | Blk | Stl | Min |
|--------|------------------|--------|------|-------|-----|----------|-----|-----|----|----|----|----|-----|-----|-----|
| | | FG | FGA | FG | FGA | FT | FTA | Off | | | | | | | |
| 08 | Alex Bazzell | * 2-5 | 0-1 | 3-4 | 0 | 3 | 3 | 2 | 7 | 1 | 1 | 0 | 2 | 35 | |
| 12 | Kramer Soderberg | * 5-15 | 1-5 | 5-5 | 0 | 1 | 1 | 4 | 16 | 2 | 3 | 0 | 3 | 31 | |
| 24 | Richard Rose | * 1-6 | 1-4 | 5-6 | 0 | 0 | 0 | 3 | 8 | 1 | 1 | 0 | 2 | 29 | |
| 31 | Alfred Nelson | * 4-8 | 2-5 | 2-2 | 2 | 0 | 2 | 1 | 12 | 2 | 2 | 0 | 0 | 29 | |
| 41 | Brett Thompson | * 5-7 | 0-0 | 3-4 | 2 | 9 | 11 | 4 | 13 | 3 | 0 | 1 | 0 | 27 | |
| 04 | Garrett Reeg | 1-1 | 0-0 | 2-5 | 0 | 0 | 0 | 0 | 4 | 0 | 0 | 0 | 1 | 7 | |
| 21 | Michael Boos | 0-3 | 0-1 | 0-0 | 0 | 1 | 1 | 1 | 0 | 0 | 1 | 0 | 0 | 20 | |
| 23 | Brandon Kunkel | 0-0 | 0-0 | 0-0 | 0 | 0 | 0 | 0 | 0 | 0 | 0 | 0 | 0 | 5 | |
| 38 | David King | 1-4 | 0-0 | 0-0 | 2 | 0 | 2 | 0 | 2 | 1 | 0 | 0 | 0 | 10 | |
| 44 | Devin Johnson | 1-3 | 0-0 | 0-0 | 0 | 5 | 5 | 0 | 2 | 0 | 3 | 0 | 0 | 7 | |
| Team | | | | | 3 | 1 | 4 | | | | | | | | |
| Totals | | 20-52 | 4-16 | 20-26 | 9 | 20 | 29 | 15 | 64 | 10 | 11 | 1 | 8 | 200 | |

FG % 1st Half: 10-28 35.7% 2nd half: 10-24 41.7% Game: 20-52 38.5%
3FG % 1st Half: 1-7 14.3% 2nd half: 3-9 33.3% Game: 4-16 25.0%
FT % 1st Half: 6-8 75.0% 2nd half: 14-18 77.8% Game: 20-26 76.9%

Officials: Nick Nicholson, Elvis Spearman, Marcus Williams
Technical fouls: William Jewell-None, Lindenwood-None.
Attendance: 2102

| Score by periods | 1st | 2nd | Total |
|------------------|-----|-----|-------|
| William Jewell | 38 | 31 | 69 |
| Lindenwood | 27 | 37 | 64 |

| Points | In | Off | 2nd | Fast | Bench |
|--------|-------|-----|--------|-------|-------|
| WJC | Point | T/O | Chance | Break | |
| LJ | 36 | 19 | 18 | 9 | 4 |
| WJ | 28 | 10 | 9 | 2 | 6 |

Game No. 31: #12 Lindenwood 85, Avila 65



Official Basketball Box Score - Game Totals - Final Statistics
Avila vs Lindenwood
12/20/11 7:00 p.m. at St. Charles, Mo. (Hyland Arena)

Avila 65 • 12-18

| # | Player | Total | | 3-Ptr | | Rebounds | | | PF | TP | A | TO | Blk | Stl | Min |
|--------|------------------|--------|------|-------|-----|----------|-----|-----|----|----|----|----|-----|-----|-----|
| | | FG | FGA | FG | FGA | FT | FTA | Off | | | | | | | |
| 22 | Lamar Williams | * 2-9 | 0-3 | 1-3 | 2 | 6 | 8 | 5 | 5 | 5 | 2 | 0 | 1 | 32 | |
| 23 | Kevin Booker | * 8-11 | 0-0 | 4-4 | 4 | 7 | 11 | 1 | 20 | 3 | 3 | 0 | 0 | 36 | |
| 24 | Quinton Branch | * 6-15 | 1-7 | 2-5 | 1 | 2 | 3 | 3 | 15 | 2 | 5 | 0 | 1 | 34 | |
| 32 | Austin Stockard | * 6-12 | 4-8 | 1-3 | 0 | 2 | 2 | 1 | 17 | 0 | 0 | 0 | 0 | 33 | |
| 66 | Max Lafevre | * 1-5 | 0-2 | 0-0 | 0 | 2 | 2 | 1 | 2 | 0 | 1 | 0 | 1 | 28 | |
| 03 | Jaydan Juenemann | 0-2 | 0-1 | 0-0 | 0 | 0 | 0 | 0 | 3 | 0 | 0 | 1 | 0 | 8 | |
| 14 | Tommy Cochran | 1-4 | 1-3 | 3-4 | 0 | 1 | 1 | 2 | 6 | 1 | 0 | 0 | 1 | 20 | |
| 34 | Jason Haase | 0-2 | 0-0 | 0-0 | 1 | 1 | 2 | 4 | 0 | 0 | 3 | 0 | 0 | 9 | |
| Team | | | | | 4 | 2 | 6 | | | | | | | | |
| Totals | | 24-60 | 6-24 | 11-19 | 12 | 23 | 35 | 20 | 65 | 11 | 15 | 0 | 5 | 200 | |

FG % 1st Half: 8-32 25.0% 2nd half: 16-28 57.1% Games: 24-60 40.0%
3FG % 1st Half: 0-12 0.0% 2nd half: 6-12 50.0% Games: 6-24 25.0%
FT % 1st Half: 5-6 83.3% 2nd half: 6-13 46.2% Games: 11-19 57.9%

Lindenwood 85 • 27-4

| # | Player | Total | | 3-Ptr | | Rebounds | | | PF | TP | A | TO | Blk | Stl | Min |
|----|------------------|--------|------|-------|-----|----------|-----|-----|----|----|---|----|-----|-----|-----|
| | | FG | FGA | FG | FGA | FT | FTA | Off | | | | | | | |
| 08 | Alex Bazzell | * 3-9 | 3-7 | 10-13 | 0 | 2 | 2 | 2 | 19 | 3 | 4 | 0 | 1 | 30 | |
| 12 | Kramer Soderberg | * 9-13 | 3-6 | 2-2 | 0 | 2 | 2 | 2 | 23 | 6 | 3 | 0 | 1 | 29 | |
| 24 | Richard Rose | * 6-13 | 6-12 | 0-1 | 2 | 2 | 4 | 0 | 18 | 4 | 0 | 0 | 2 | 33 | |
| 31 | Alfred Nelson | * 1-3 | 0-1 | 0-0 | 0 | 5 | 5 | 3 | 2 | 2 | 1 | 2 | 0 | 24 | |
| 41 | Brett Thompson | * 1-3 | 0-0 | 0-0 | 0 | 5 | 5 | 4 | 2 | 2 | 1 | 2 | 1 | 17 | |
| 01 | Efkan Eren | 0-0 | 0-0 | 1-2 | 0 | 1 | 1 | 2 | 1 | 0 | 2 | 0 | 0 | 5 | |
| 04 | Garrett Reeg | 2-2 | 0-0 | 2-2 | 1 | 1 | 2 | 0 | 6 | 0 | 0 | 0 | 0 | 19 | |
| 21 | Michael Boos | 1-1 | 1-1 | 0-0 | 0 | 0 | 0 | 0 | 3 | 0 | 2 | 0 | 1 | 12 | |
| 23 | Brandon Kunkel | 1-3 | 1-3 | 0-0 | 0 | 1 | 1 | 3 | 3 | 1 | 1 | 0 | 0 | | |

2010-11 Box Scores

Game No. 33: #20 Evangel 69, #12 Lindenwood 62



Official Basketball Box Score - Game Totals - Final Statistics
 Lindenwood vs MidAmerica Nazarene
 12/19/11 4:00 p.m. at Olathe, Kan. (Bell Family Arena)

Lindenwood B6 • 26-3, 17-2

| # | Player | Total | | 3-Ptr | | Rebounds | | | PF | TP | A | TO | Blk | Stl | Min |
|--------|--------------------|--------|--------|--------|--------|----------|-----|-----|----|----|---|----|-----|-----|-----|
| | | FG-FGA | FT-FTA | FG-FGA | FT-FTA | Off | Def | Tot | | | | | | | |
| 12 | Kramer Soderberg * | 6-12 | 2-4 | 9-13 | 1 | 2 | 3 | 4 | 23 | 9 | 1 | 0 | 1 | 37 | |
| 21 | Michael Boos * | 0-5 | 0-3 | 2-2 | 0 | 1 | 1 | 1 | 2 | 0 | 1 | 0 | 1 | 18 | |
| 24 | Richard Rose * | 6-13 | 2-6 | 7-7 | 3 | 4 | 7 | 3 | 21 | 3 | 2 | 0 | 1 | 33 | |
| 31 | Alfred Nelson * | 2-5 | 0-2 | 1-2 | 0 | 1 | 1 | 0 | 5 | 1 | 1 | 0 | 0 | 15 | |
| 41 | Brett Thompson * | 7-9 | 0-1 | 3-7 | 2 | 4 | 6 | 3 | 17 | 0 | 2 | 3 | 0 | 21 | |
| 01 | Efkan Eren | 1-2 | 0-0 | 0-0 | 0 | 0 | 0 | 1 | 2 | 0 | 0 | 0 | 1 | 11 | |
| 04 | Garrett Reeg | 2-3 | 0-0 | 0-0 | 2 | 0 | 2 | 2 | 4 | 0 | 1 | 1 | 1 | 19 | |
| 23 | Brandon Kunkel | 2-5 | 2-4 | 0-0 | 0 | 0 | 0 | 3 | 6 | 0 | 0 | 0 | 0 | 17 | |
| 80 | Alex Talley | 0-0 | 0-0 | 0-0 | 0 | 0 | 0 | 0 | 0 | 0 | 0 | 0 | 0 | 1 | |
| 32 | Tyler Harris | 0-0 | 0-0 | 0-0 | 0 | 0 | 0 | 0 | 0 | 0 | 0 | 0 | 0 | 1 | |
| 88 | David King | 3-4 | 0-0 | 0-0 | 3 | 8 | 11 | 1 | 6 | 2 | 1 | 0 | 0 | 25 | |
| 40 | Michael Simmons | 0-0 | 0-0 | 0-0 | 0 | 0 | 0 | 0 | 0 | 0 | 0 | 0 | 0 | 1 | |
| 44 | Devin Johnson | 0-0 | 0-0 | 0-0 | 0 | 0 | 0 | 0 | 0 | 0 | 0 | 0 | 0 | 1 | |
| Team | | | | 1 | | 3 | | 4 | | | | | | | |
| Totals | | 29-58 | 6-20 | 22-31 | 12 | 23 | 35 | 18 | 86 | 15 | 9 | 4 | 5 | 200 | |

FG % 1st Half: 15-30 50.0% 2nd half: 14-28 50.0% Games: 29-58 50.0% Double
 3FG % 1st Half: 3-10 30.0% 2nd half: 3-10 30.0% Games: 6-20 30.0% Rebounds
 FT % 1st Half: 7-12 58.3% 2nd half: 15-19 78.9% Games: 22-31 71.0% 2

MidAmerica Nazarene 74 • 12-16, 7-11

| # | Player | Total | | 3-Ptr | | Rebounds | | | PF | TP | A | TO | Blk | Stl | Min |
|--------|-------------------|--------|--------|--------|--------|----------|-----|-----|----|----|----|----|-----|-----|-----|
| | | FG-FGA | FT-FTA | FG-FGA | FT-FTA | Off | Def | Tot | | | | | | | |
| 28 | Bryce Anderson * | 0-1 | 0-0 | 2-2 | 1 | 2 | 3 | 4 | 2 | 0 | 0 | 0 | 0 | 10 | |
| 24 | Lukas Weigel * | 1-3 | 0-0 | 0-0 | 1 | 1 | 2 | 4 | 2 | 0 | 2 | 1 | 0 | 17 | |
| 80 | Conner Langrehr * | 9-19 | 2-7 | 2-3 | 0 | 2 | 2 | 2 | 22 | 2 | 6 | 0 | 0 | 39 | |
| 32 | Rustin Dowd * | 7-17 | 2-7 | 1-2 | 0 | 2 | 2 | 4 | 17 | 9 | 2 | 0 | 1 | 36 | |
| 46 | Andrew Crotty * | 2-2 | 0-0 | 0-0 | 2 | 8 | 10 | 2 | 4 | 3 | 1 | 1 | 1 | 30 | |
| 22 | Zsolt Lakosa | 0-0 | 0-0 | 2-2 | 0 | 0 | 0 | 2 | 2 | 1 | 0 | 0 | 0 | 5 | |
| 84 | Luke Thomas | 5-7 | 1-1 | 4-5 | 2 | 3 | 5 | 3 | 15 | 3 | 0 | 0 | 2 | 29 | |
| 44 | Keith McCullough | 3-7 | 2-2 | 2-3 | 1 | 4 | 5 | 3 | 10 | 2 | 1 | 0 | 0 | 34 | |
| Team | | | | 2 | | 4 | | 1 | | | | | | | |
| Totals | | 27-56 | 7-17 | 13-17 | 9 | 24 | 33 | 25 | 74 | 20 | 14 | 2 | 4 | 200 | |

FG % 1st Half: 17-27 63.0% 2nd half: 10-29 34.5% Games: 27-56 48.2% Double
 3FG % 1st Half: 6-10 60.0% 2nd half: 1-7 14.3% Games: 7-17 41.2% Rebounds
 FT % 1st Half: 6-8 75.0% 2nd half: 7-9 77.8% Games: 13-17 76.5% 1

Officials:

Technical fouls: Lindenwood-None, MidAmerica Nazarene-TEAM.

Attendance: 3811

| Score by periods | 1st | 2nd | Total |
|---------------------|-----|-----|-------|
| Lindenwood | 40 | 46 | 86 |
| MidAmerica Nazarene | 46 | 28 | 74 |