

Lindenwood University

Digital Commons@Lindenwood University

Athletic Guides

Athletic Guides and Season Schedules

Fall 2011

2011-2012 Men's Volleyball Media Guide

Lindenwood University

Follow this and additional works at: https://digitalcommons.lindenwood.edu/sports_guides



Part of the [Sports Studies Commons](#)



LINDENWOOD

VOLLEYBALL



MEDIA GUIDE

2012 Mens Volleyball Schedule

| DATE | OPPONENT | TIME |
|------|--|------------|
| 1/14 | Alumni Scrimmage | 7 p.m. |
| 1/20 | at Limestone (S.C.) | 6 p.m. |
| 1/21 | at Lees-McRae (N.C.) | 7 p.m. |
| 1/25 | vs. Missouri Baptist | 7 p.m. |
| 1/27 | vs. Quincy (Ill.) | 7 p.m. |
| 1/29 | vs. Park (Mo.) | 1 p.m. |
| 2/3 | vs. Rust (Miss.)* | 3 p.m. |
| 2/3 | vs. Graceland (Iowa)* | 7 p.m. |
| 2/3 | vs. Grand View (Iowa)* | 11:30 a.m. |
| 2/4 | vs. Park (Mo.)* | 3:30 p.m. |
| 2/4 | at Ball State (Ind.) | 7:30 p.m. |
| 2/9 | at MSOE (Wis.) | 12 p.m. |
| 2/11 | at Carthage (Wis.) | 1 p.m. |
| 2/12 | vs. Lindenwood-Bellville | 4 p.m. |
| 2/15 | vs. Fontbonne (Mo.) | 7 p.m. |
| 2/15 | at Missouri Baptist | 7 p.m. |
| 2/22 | Central Christian (Mo.)& | 7 p.m. |
| 2/25 | vs. California Baptist^ | 4 p.m. |
| 3/2 | vs. King (Tenn.)^ | 7 p.m. |
| 3/2 | vs. Limestone (S.C.)^ | 10 a.m. |
| 3/3 | vs. Pfeiffer (N.C.)^ | 2 p.m. |
| 3/3 | at Hannibal-LaGrange | 7 p.m. |
| 3/8 | Carthage @ | 12 p.m. |
| 3/11 | at Fontbonne (Mo.) | 7 p.m. |
| 3/13 | Saint Xavier (Ill.) | 7 p.m. |
| 3/16 | at Lewis (Ill.) | 7 p.m. |
| 3/17 | at Hope International (Calif.) | 7 p.m. |
| 3/26 | at California Baptist | 7 p.m. |
| 3/27 | at California Baptist | 7 p.m. |
| 3/28 | at Grand Canyon (Ariz.) | 6 p.m. |
| 3/30 | at Grand Canyon | 6 p.m. |
| 3/31 | at Loyola (Ill.) | 7 p.m. |
| 4/4 | Ball State (Ind.) | 7 p.m. |
| 4/14 | at Quincy (Ill.) | 4 p.m. |
| 4/15 | * - Lindenwood Invitational (St. Charles, Mo.) | |
| | ^ - Lindenwood Classic (St. Charles, Mo.) | |
| | @ - Match in St. Louis (Fontbonne) | |





WHAT'S INSIDE

| | |
|-------------------------|-------|
| Media Info..... | 2-3 |
| 2011 Preview..... | 5-6 |
| Coaching Staff | |
| Coach Young..... | 8-9 |
| Assistant Coaches..... | 10-11 |
| Roster..... | 13 |
| Roster Breakdown..... | 14 |
| Spotting Chart..... | 15 |
| Player Profiles | |
| Jack Mitchell..... | 16-17 |
| J.M. Plummer..... | 18-19 |
| Poole, Schmalzried..... | 20 |
| Adams, Cox..... | 20 |
| Schmidt, Saunders..... | 21 |
| Buehler, Calder..... | 21 |
| Steiner, Tudor..... | 22 |
| Jarus, Whitaker..... | 22 |
| Cruz, Bruton..... | 23 |
| Siwicki, Thompson..... | 23 |
| Redshirts..... | 24 |
| 2012 Opponents..... | 26-31 |

| | |
|----------------------------|-------|
| 2011 Season in Review..... | 33 |
| 2011 Box Scores..... | 34-37 |
| 2011 NAIA Tournament..... | 38-39 |
| 2011 Statistics..... | 40-45 |

Records

| | |
|----------------------------------|-------|
| NAIA Tournament Appearances..... | 47 |
| 2009 National Championship..... | 48-49 |
| Career..... | 50 |
| Season..... | 51 |
| Team..... | 52 |
| All-Americans..... | 53 |
| All-Time Scores..... | 54-56 |

| | |
|----------------------------------|-------|
| Athletic Department..... | 60-61 |
| Staff Directory..... | 62 |
| NCAA Coaches..... | 63 |
| Athletic Department History..... | 64-65 |

| | |
|----------------------------|-------|
| Hyland Arena..... | 66-67 |
| Fitness Center..... | 68 |
| Hit Center..... | 69 |
| Lindenwood Facilities..... | 70 |
| About Lindenwood..... | 72-75 |

| | |
|------------------|-------|
| St. Louis..... | 76-77 |
| St. Charles..... | 78-85 |

QUICK FACTS

| | |
|-------------------------------|-------------------------|
| Location..... | St. Charles, Mo. |
| Founded..... | 1827 |
| Total Enrollment..... | 15,000 |
| Full-Time Enrollment..... | 5,000 |
| Affiliation..... | NCAA Div. II Candincy |
| Conference..... | MIAA |
| Nickname..... | Lions |
| Colors..... | Black and Gold |
| Arena..... | Robert F. Hyland Arena |
| Capacity..... | 3,000 |
| President..... | Dr. James D. Evans |
| Dean of Athletics..... | John Creer |
| Head Coach..... | Ron Young |
| Alma Mater..... | Northwest Missouri |
| Career Record..... | 304-87 (11th season) |
| LU Record..... | Same |
| Assistant Coach..... | Cary Cusumano |
| Assistant Coach..... | Luke Young |
| Graduate Assistant..... | Krista Yoder |
| 2011 Record..... | 24-10 |
| 2011 MAMVIC Record..... | 10-2 (1st) |
| Men's Volleyball Contact..... | Daniel Newton |
| Office Phone..... | (636) 949-4368 |
| Cell Phone..... | (636) 373-2765 |
| Fax..... | (636) 949-4636 |
| Email..... | dnewton@lindenwood.edu |
| Website..... | www.lindenwoodlions.com |



The 2012 Lindenwood Men's Volleyball Media Guide was written and designed by Assistant Sports Information Director Mike Morgan. Editorial assistance was provided by the Lindenwood Sports Information and Public Relations Offices. Photos used in media guide taken by Don Adams Jr. unless otherwise noted.

SPORTS INFORMATION

General Information

The Lindenwood Sports Information Staff is your host for each and every home Lion basketball game. Assistant Sports Information Director Mike Morgan will be your main contact for any questions. Game notes, rosters, and game day programs will be available before each game. A full statistical booklet will be available 20 minutes after the conclusion of the contest.

Press Row

Lindenwood's Press Row is located on the east side of the Arena. Press Row is a working facility, and there will be no cheering. Restrooms for the media are located in the main entrance of the arena.

Working Credentials

All working media will be required to wear media credential, at all times. All requests for credentials should be made to the Lindenwood Sports Information Office.

The Lindenwood Sports Information Department has designed this media guide to assist the media in covering the 2011 Lindenwood men's volleyball team. If there is any information that you need and can't find, you are welcome to contact the Sports Information Department. You may also find more information on www.lindenwoodlions.com. If you would like to request photos or interviews for feature stories, contact the SID office.

Daniel Newton - SID
Phone: 636-949-4368
dnewton@lindenwood.edu

Mike Morgan - Asst. SID
Phone: 636-949-4368
mmorgan1@lindenwood.edu

Phone and Fax Numbers

The Lindenwood Athletics Department can be reached by calling 636-949-4600. The department's fax number is 636-949-4636.

Statistics

Lindenwood uses Stat Crew Statistical program for men's volleyball. Stat Crew rosters will be available for opposing schools, and a packed game file will be sent following the conclusion of the game.

Radio/TV

Selected home men's volleyball games will be broadcasted live on 89.1 FM KCLC and on LUTV. You can also log onto lindenwoodlions.com to log onto streaming video and audio.

Visiting Radio

Request for radio broadcast at the Hyland Arena must be made through the Lindenwood Sports Information office. Lindenwood offers a courtesy phone line for visiting radio. The phone number will be available by calling the Lindenwood Sports Information Department.

LINDENWOOD SPORTS INFORMATION




Daniel Newton came to Lindenwood University in December of 2006 as the school's Sports Information Director. He is in his 12th year working full-time in a sports information office.

At Lindenwood, Newton helps with the public relations effort for the 27-team athletics department. Besides his regular duties, he assisted with starting the Lindenwood Athletics Hall of Fame in 2007 and creating a new athletics website in 2009. He served as the NAIA media relations contact at the 2009, 2010, and 2011 NAIA Swimming and Diving National Championships and worked in the press room at the 2009 and 2011 NAIA Division I Men's Basketball National Championship.

Prior to coming to Lindenwood, Newton served as the media relations coordinator at Truman State University from 2002-2006 and was the assistant media relations director at Portland State University from 1999-2002. He has also worked in press rooms for various professional teams, including the Portland Trailblazers (NBA) and Portland Beavers (triple A baseball) and was the assistant media relations contact for the 2000 NCAA Division I Women's Basketball West Regional.

Newton worked as a student assistant in the Sports Information Office at Truman from 1996-99 and received a bachelor's degree in business administration from the school in 1999. He earned his master's in sports management from Lindenwood in 2009.

Daniel and wife Jennifer reside in St. Peters, Mo., and have two sons, Bryan (1) and Jordan.



Mike Morgan is entering his first year as the Assistant Sports Information Director at Lindenwood. For the past two years he has worked as a graduate assistant in the department.

Morgan is the main contact for seven NCAA Division II programs. He is also in charge of designing media guides and other projects for the Lindenwood Athletics Department. Morgan can also be heard hosting Lindenwood coaches' shows that are broadcast on Lindenwood's radio station, KCLC.

Prior to coming to Lindenwood, Morgan worked as the play-by-play voice and media relations director for the River City Rascals, an independent league baseball team. After his time with the Rascals, Morgan moved into the role of senior staff writer for *St. Louis Scoop Sports Magazine*.

Morgan graduated from Lindenwood in 2004 with his bachelors of arts degree in communications. In 2010, he received his master's degree from Lindenwood in business communications.

In 2004, he was the play-by-play voice of the Lindenwood football team, which finished undefeated in the regular season. Morgan returned as the voice of Lions football in 2009 for a team that went undefeated in the regular season and made it all the way to the NAIA National Championship game.

Mike and his wife, Nichole, reside in O'Fallon, Mo., and have a son, Kevin (3), and a daughter, Natalee (1).



LINDENWOOD MEN'S VOLLEYBALL MEDIA LIST

TELEVISION

KSDK
1000 Market Street
St. Louis, Mo. 63101
314-421-5055
Rene Knott - Sports Director
rknott@ksdk.com

KMOV
One Memorial Drive
St. Louis, Mo. 63102
314-621-4444
Steve Savard - Sports Director
sports@kmov.com

KTVI
2250 Ball Drive
St. Louis, Mo. 63146
314-213-2222
Martin Kilcoyne - Sports Director
martin.kilcoyne@tvstl.com

LUTV
209 S. Kingshighway
St. Charles, Mo. 63301
636-949-4167
Ed Voss - Station Manager
evoss@lindenwood.edu

PRINT

St. Louis Post Dispatch
900 North Ticker Blvd.
St. Louis, Mo 63101
314-340-8000

St. Charles Journal
4212 N. Service Road
St. Peters, Mo. 63376
636-946-6111

Mid Rivers Newsmagazine
754 Spirit 40 Park Drive
Chesterfield, Mo. 63005
636-591-0010
Terry Dean - Publisher

Lindenwood Legacy
209 S. Kingshighway
St. Charles, Mo. 63301
636-949-4364

Tom Pettit - Editor
tpettit@lindenwood.edu

RADIO

WXOS ESPN Radio (101.1 FM)
11647 Olive Blvd
St. Louis, Mo. 63141
(314) 983-6000

KMOX Radio (1120 AM)
One Memorial Drive
St. Louis, Mo. 63102
314-621-2345

KTRS Radio (550 AM)
638 West Port Plaza
St. Louis, Mo. 63146
314-453-5500

KFNS Radio (590 AM)
8045 Big Bend Suite 200
St. Louis, Mo. 63119
314-962-0590

KCLC Radio (89.1 FM)
209 S. Kingshighway
St. Charles, Mo. 63301
636-949-4891
Mike Wall - Station Manager
mwall@lindenwood.edu



2012 Lindenwood



Season Preview



The Lindenwood men's volleyball team is bouncing off a terrific season. After starting off 2-5, the Lions won the next 19 of their 22 matches. The 2011 season saw the team finish with a record of 24-10, undefeated at home and a first place finish in the MAM-VIC with a record of 10-2. Lindenwood also earned their eleventh all-time bid into the NAIA National Championship Tournament as the second seed, under defending champion California Baptist. The 2012 season will be more challenging as the school transitions to the NCAA.

With the university's move to the NCAA Division II level, there will be no postseason tournaments for Lindenwood. Ron Young has put together an impressive schedule for the 2012 transitional season.

The Lions will play 12 NCAA Division II and Division III schools, plus seven of the top level NAIA schools. To start the season the Lions will travel to the east coast only to return for a seven game home stand. Their opening match features a trip to the Carolinas, where the Lions will play two NCAA Division III schools before hosting the Lindenwood Invitational the first week of February.

After their home stretch, Lindenwood will play four out of its next six matches on the road to Indiana and Wisconsin. Their match against the Lewis Flyers marks another series of matches as the Lions will get a chance to play in front of its home crowd at the Lindenwood Classic. For the next 11 out of 12 games, the team will travel throughout the midwest and west coast. To end the season the Lions will host Ball State and wrap up the year with a trip to Quincy.

Even though the team will have a difficult schedule, the Lions will gain an abundance of experience after matching against many NCAA opponents.

Returners & A Newcomer

The outside position is the Lions most talented and deepest position on the court. Leading the way at the spot is a talented duo of players. Senior John-Michael Plummer and sophomore transfer Michael Adams will lead the outsides into their 2012 transitional year.

Plummer was named to the first team all-conference in 2011 as well as a part of the first ever National Championship team in 2009. He was third in kills (254), service aces (17), digs (159) and kills per set (2.21). He also had a serve receive rating of .957.

Joining Plummer at the outside pin is Michael Adams. Transferring from NCAA Division II powerhouse Lewis University, he was named to the academic all-conference team as well as being named the defensive player of the week in April 2011. The St. Louis native tallied 45 kills and 19 blocks in only 28 matches.

Also back for his senior season is Jack Mitchell. During his junior season, Mitchell was the second opposite hitter in Lindenwood's 6-2 regimine. In front was all-american Mike Warren. Mitchell has a career kill record of 349 and 147 blocks in 66 matches.

Representing the Lions defense is returning defensive specialist Cory Buehler and junior varsity player, Casey Calder. Buehler continues his defensive success after playing 14 matches and 42 sets with a .991 receiving rating and 45 total digs. Calder begins his varsity career after playing two seasons on the junior varsity squad. He has the talent and quickness to dig short tips, hard driven hits as well as covering his hitters. Other defensemen include sophomores David Poole and Micah Steiner.

Lindenwood also has a number of alternative players in their artillery. Sam Whitaker, JeVaughn Sanders and freshmen outside Thomas Cruz, seed back up in their respective positions. Austin Tudor adds more experience to the court after spending two years on the junior varsity team. Tudor will be another outside hitter Coach Young can rely on defensively as well as offensively.







Setters

The setter position is another area that needs to be filled after Mike Larson fulfilled the position as a four year starter and two years for Carson Grissinger. Returning to the varsity squad is sophomore Tim Schmidt. In his first year playing college volleyball Schmidt played in three matches for a set each. Although he contributed considerably to the junior varsity program, Schmidt competed against Hannibal, Siena Heights and Missouri Baptist.

Chris Cox is back for another season with the Lions after playing two years on the junior varsity team. Although this is his first time on varsity, Cox is looking forward to help out and give his best for the Lions.

Kevin Schmalzried transferred to Lindenwood in 2009 after attending Penn State-Behrend for a year. After two seasons on the junior varsity team, Schmalzried hopes to make a significant impact on and off the court. As one of the older setters, Schmalzried will add some much needed experience on the court.




Middle Hitters

Last season the Lindenwood Lions had three middle hitters who were part of the 2009 National Championship team. They were well experienced and competed against star middle hitter Charlie Spicer and All-American Dan Laure. Now, sophomore Scott Siwicki and freshmen Logan Jarus look to fill their shoes.

Siwicki appeared in one match and played all three games against Siena Heights last year. He recorded two kills on four attempts along with three blocks.

Jarus is a freshmen from St. Charles, who played his high school volleyball at Francis Howell Central and club at St. Louis High Performance, a premier volleyball club in the St. Louis area.



Evan Bruton also returns as the most experienced middle who had a tremendous rookie season in 2010 but was subdued by an ankle injury to end his freshmen season. Bruton redshirted in 2011.

This year's team will have a tough schedule but have include a great mixture of young talent to go along with returners, and experienced collegiate players. The 2012 season will prepare the whole men's volleyball program for the competition that the team will see in the many years to come competing in the NCAA.



2012 Lindenwood Volleyball

Coaching Staff



HEAD COACH RON YOUNG 12TH SEASON



Ron Young is in his 13th season as a volleyball coach at Lindenwood. He will be in his 12th season as the men's volleyball head coach and his tenth year as the head coach of the women's team.

Young has won a combined 586 games, 12 conference championships, 13 national championship appearances, and one national championship.

Young won his national championship in 2009 when the men's squad captured the NAIA National Invitational Tournament. The Lions won their final 26 matches, including a 3-0 victory over California Baptist in the championship contest. Lindenwood finished the year with a 37-3 record.

On the men's side, Young has a career record of 304-87. He has taken the Lions to 10 NAIA National Invitational Tournaments. Besides the national championship in 2009, Lindenwood has also reached the championship match in 2002, 2005, and 2006, and made semifinal appearances in five other seasons under Young.

Over the last six years, Lindenwood has averaged over 28 wins a season and has a winning percentage just under .800. Last season, the Lions went 24-10 overall. After a slow start which included three losses to NCAA Division I programs, Lindenwood 22-5 for the rest of the season. The Lions, which won both the regular season and tournament conference championships, advanced through pool play at the national tournament before a 3-2 loss to the host school in the semifinals.

Young's women's program has


an overall record of 282-98. The Lady Lions won seven conference championships and advanced to the NAIA National Championships in three out of the last four years. The 2007 Lindenwood team was the best squad in program history with over 40 wins and it advanced to the NAIA Quarterfinals.

In the last four years, Lindenwood has won 35 matches a year and has a winning percentage of .765. Besides the 2007 squad, the Lady Lions advanced to nationals in 2008 and 2010. Lindenwood has won three conference championships and three conference tournaments in that span. The Lady Lions were undefeated in conference play for the 2007, 2008, and 2009 seasons and set a school record with 33 straight conference victories.

Young has won five conference Coach of the Year honors on the men's side and four conference Coach of the Year awards on the women's side. He was once the men's National Coach of the Year and twice earned women's Regional Coach of the Year honors.

Young's resume includes a 20-year coaching career at the high school, junior national club and college levels. In 2001, he was honored by USA Volleyball with the Robert L. Lindsay Meritorious Service award for contributing outstanding participation, motivation and other services in the promotion of volleyball.

Young is married to Lindenwood Athletics Trainer Delanie Young. He has three sons, Josh, Zach and Luke, and one daughter, Sarah.



THE YOUNG FILE

ALMA MATER

Northwest University

CAREER RECORD

11 seasons (304-87)

LINDENWOOD RECORD

11 years (304-87)

NAIA TOURNAMENT

APPEARANCES

11 (Most Recent in 2011)

NAIA NATIONAL CHAMPIONSHIPS

One (2009)

FAMILY

Wife - Delaine

Sons - Zach, Luke and Josh

Daughter - Sarah



| YEAR | SCHOOL | RECORD |
|--------------------------|---------------|---------------|
| 2000 | Lindenwood | 21-8 |
| 2001 | Lindenwood | 29-7 |
| 2002 | Lindenwood | 30-5 |
| 2003 | Lindenwood | 27-9 |
| 2004 | Lindenwood | 25-8 |
| 2005 | Lindenwood | 24-11 |
| 2006 | Lindenwood | 36-4 |
| 2007 | Lindenwood | 25-8 |
| 2008 | Lindenwood | 25-10 |
| 2009 | Lindenwood | 37-3 |
| 2010 | Lindenwood | 22-12 |
| 2011 | Lindenwood | 24-10 |
| Career Record - 304 - 87 | | |





ASSISTANT COACH CARY CUSUMANO FIFTH SEASON



Cary Cusumano enters his fifth season as the lead assistant of the Lindenwood women's volleyball team, and his fifth season overall. He also serves in the same capacity for the men's squad as well as serving as the lead recruiter.

Cusumano assists with all areas of the program, primarily defensive systems with an emphasis on training and developing setters and outside/right side hitters. He plans practices, assists in game plans, leads the off-season volleyball training, and works closely with the strength and conditioning staff to create programs for spring and summer conditioning.

Under Cusumano's guidance, the Lady Lions have compiled a record of 139-43. During that time, Lindenwood has won three HAAC championships and advanced to the NAIA National Tournament three times. The Lady Lions have spent the majority of that time ranked in the top 25 and rose to as high as the ninth spot in 2008.

At the 2009 Men's NAIA National Tournament, head coach Ron Young was unable to attend the first day of play leaving the team in Cusumano's care. Cusumano stepped in with confidence, coaching the team to near flawless sets, defeating Hope International University and defending National Champion Park University. The following day the men's team went on to defeat perennial powerhouse and four-time national champion California Baptist in straight sets for the Lions' first ever national championship.

In addition to his duties with Lindenwood, Cusumano is Executive Director for Team Momentum girl's volleyball club. In the 2010, he led Team Momentum 15 Navy to an 11th place finish nationally. Cusumano has also coached for the Missouri Thunder boy's volleyball club for five seasons winning two medals at the Open Level in that time. Cusumano joined Lindenwood after six seasons of coaching at Notre Dame High School in St. Louis.

Cusumano is a 1995 graduate of St. Louis University High School. Cusumano received his bachelor's degree in education from Harris-Stowe State University in 2006. He received a master's in education from Lindenwood in 2009.





ASSISTANT COACH LUKE YOUNG FOURTH SEASON



Young enters his fourth season as an assistant coach for the Lindenwood women's volleyball team, and fifth with the men's squad.

He assists with all areas of the program and serves as the women's recruiting coordinator and development program coordinator.

Under Young's direction, the Lady Lions have compiled 99 wins, appeared in the NAIA National Tournament three times, and captured three conference championships. In addition to his work with the varsity squad, Young has led the

junior varsity program to consecutive conference championships. Each of the last three seasons, the conference title match has pitted the two Lindenwood junior varsity teams against each other.

Young has a strong record of coaching at the collegiate, high school and club level over the past nine years. Prior to joining Lindenwood, he served as an assistant coach at Graceland University in Lamoni, Iowa. Young also coached high school volleyball at Cornerstone Christian Academy in Sycamore, Illinois, and at Wentzville Holt High School. At Cornerstone, Young led the Royals to the ACS Illinois State Championships in 2006.

Young has also been active coaching club volleyball with Team Momentum VBC, coaching the 18U girl's team in 2011. The previous two seasons, he coached the 17U and 16U teams. Young has coached club volleyball for Northern Illinois VBC, Wentzville Heat VBC, and Missouri Thunder VBC, as well.

In addition to coaching club volleyball, Young spends most of his summer traveling the Midwest coaching and running camps for high school athletes. Young has worked camps for Washington University in St. Louis, Wichita State University, Iowa State University, University of Missouri, Northern Illinois University, Southwest Missouri University-West Plains, Molten Volleyball Camps, All-America Volleyball Camps, Lights Out Volleyball Camps and has served as a clinician for the USA Volleyball High Performance Tryouts.

Young received his bachelor of arts degree in visual communications and studio art from Graceland in 2004. While at Graceland, he was part of the men's volleyball and track and field teams. Young earned his master's of fine arts degree in studio art from Northern Illinois University in 2008.

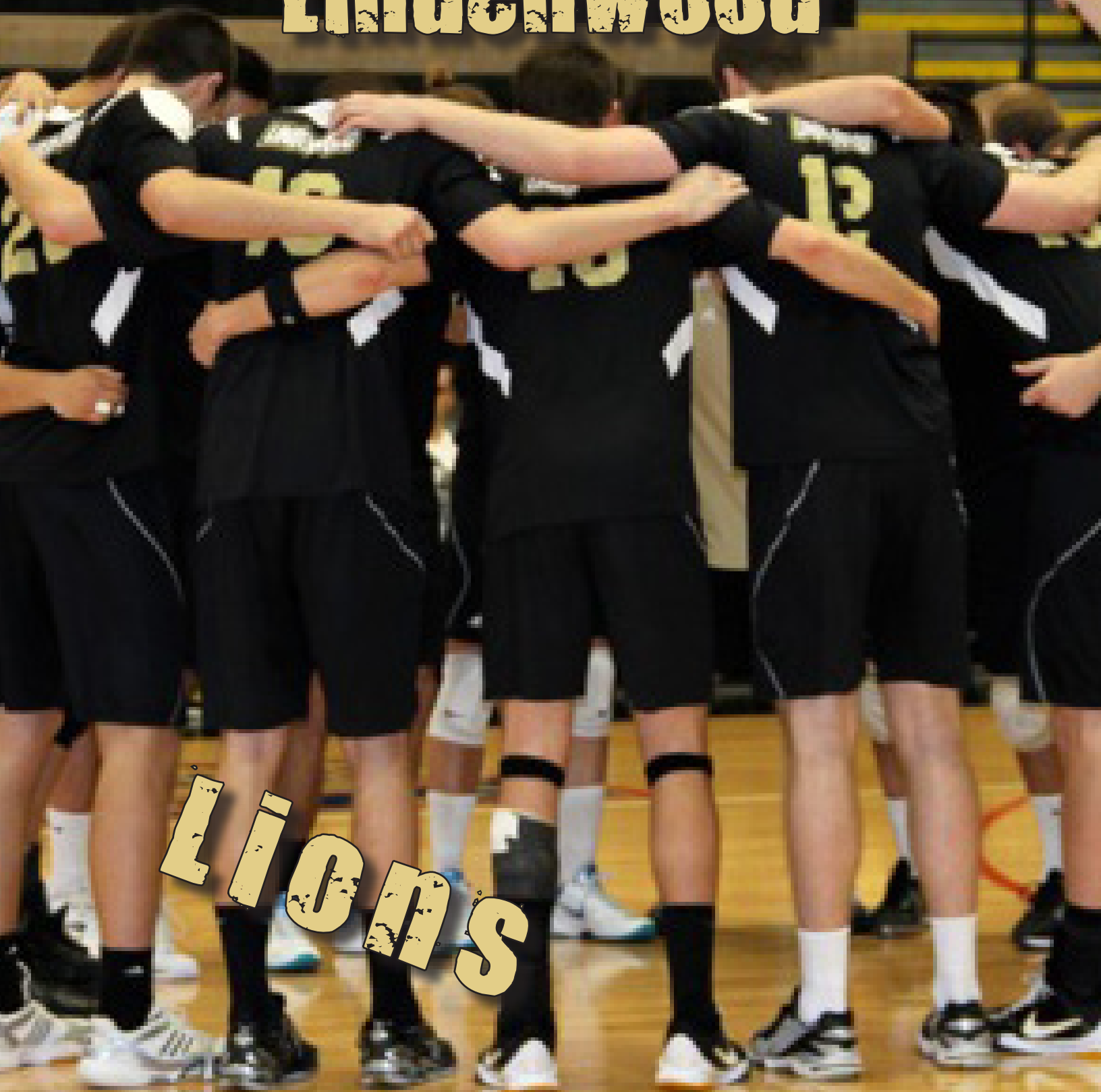
Young also serves as an adjunct professor in the Lindenwood Fine Arts Department, teaching studio art courses.

Young resides in St. Charles with his wife, Lisa, who is head of Access Services and Collection Development at the university's Butler Library. They welcomed their first child, Elle Mae, on Christmas Eve in 2010.



2012

Lindenwood



Lions



NUMERICAL ROSTER

| No. | Name | Pos. | Ht. | Yr. | Hometown | High School/Prev. School |
|-----|-------------------|------|-----|-----|---------------------|--------------------------|
| 1 | David Poole | DS | 5-6 | So. | Marble Hill, Mo. | New Salem Baptist |
| 2 | Kevin Schmalzried | S | 6-0 | Jr. | Saegertown, Pa. | Saegertown |
| 3 | Tim Schmidt | S | 6-2 | So. | Riverforest, Ill. | Oak Park |
| 5 | JeVaughn Sanders | OPP | 6-1 | So. | Nassua, Bahamas | St. Augustine's |
| 6 | Mike Adams | OH | 6-4 | So. | St. Louis, Mo. | SLUH/Lewis |
| 7 | J.M. Plummer | OH | 6-3 | Sr. | Jupiter, Fla. | Jupiter |
| 8 | Christopher Cox | S | 6-5 | Jr. | Louisville, Ky. | St. Xavier |
| 9 | Cory Buehler | DS | 6-1 | So. | St. Louis, Mo. | DeSmet Jesuit |
| 10 | Jack Mitchell | OPP | 6-5 | Sr. | W. Palm Beach, Fla. | Seminole Ridge |
| 11 | Casey Calder | DS | 6-1 | Jr. | Lincoln, Neb. | Lincoln Southeast |
| 12 | Micah Steiner | DS | 6-0 | So. | Phoenix, Ariz. | Mountain Point |
| 13 | Austin Tudor | OH | 6-2 | Jr. | Dayton, Ohio | Centerville |
| 14 | Thomas Cruz | OH | 6-5 | Fr. | Oldbridge, N.J. | Oldbridge |
| 15 | Evan Bruton | MH | 6-4 | So. | Palos Heights, Ill. | Marist |
| 16 | Logan Jarus | MH | 6-6 | Fr. | St. Louis, Mo. | Francis Howell Central |
| 21 | Sam Whitaker | MH | 6-4 | So. | St. Charles, Mo. | Francis Howell North |
| 22 | Scott Sikwicki | MH | 6-8 | So. | Elk Grove, Ill. | Elk Grove |
| 23 | John Thompson | OPP | 6-2 | Jr. | Bridgeton, Barbados | Combermere School |
| RS | Zach Bequette | MH | 6-6 | So. | St. Louis, Mo. | Bishop DuBourg |
| RS | Colin Hackworth | OPP | 6-9 | So. | Dublin, Ohio | Worthington Kilbourne |
| RS | Tim Huizinga | OH | 6-4 | Jr. | New Lenox, Ill. | Lincoln Way East |
| RS | Kyle Overby | OH | 6-6 | So. | New Lenox, Ill. | Lincoln Way Central |

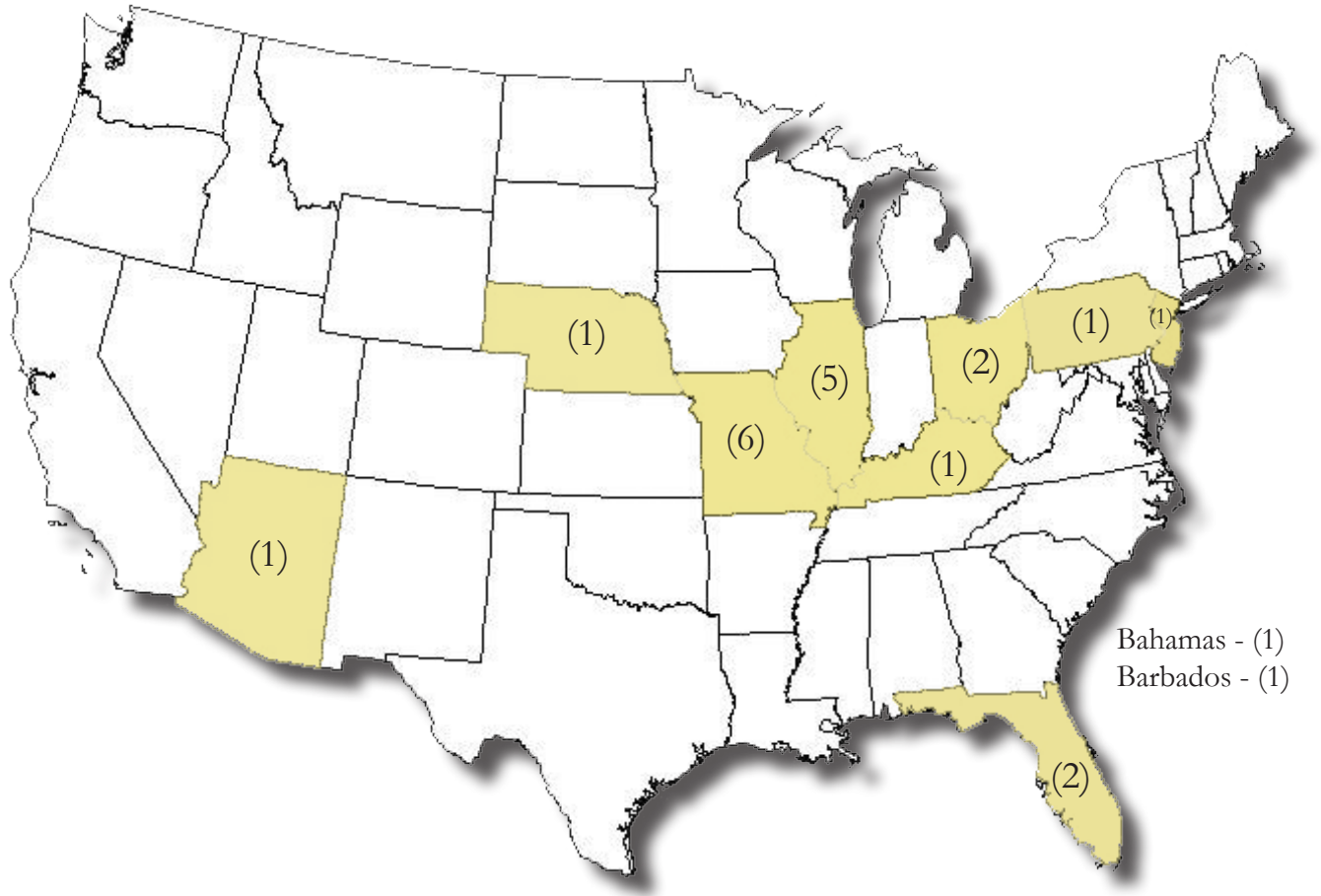
ALPHABETICAL ROSTER

| No. | Name | Pos. | Ht. | Yr. | Hometown | High School/Prev. School |
|-----|-------------------|------|-----|-----|---------------------|--------------------------|
| 6 | Mike Adams | OH | 6-4 | So. | St. Louis, Mo. | SLUH/Lewis |
| RS | Zach Bequette | MH | 6-6 | So. | St. Louis, Mo. | Bishop DuBourg |
| 15 | Evan Bruton | MH | 6-4 | So. | Palos Heights, Ill. | Marist |
| 9 | Cory Buehler | DS | 6-1 | So. | St. Louis, Mo. | DeSmet Jesuit |
| 11 | Casey Calder | DS | 6-1 | Jr. | Lincoln, Neb. | Lincoln Southeast |
| 8 | Christopher Cox | S | 6-5 | Jr. | Louisville, Ky. | St. Xavier |
| 14 | Thomas Cruz | OH | 6-5 | Fr. | Oldbridge, N.J. | Oldbridge |
| RS | Colin Hackworth | OPP | 6-9 | So. | Dublin, Ohio | Worthington Kilbourne |
| RS | Tim Huizinga | OH | 6-4 | Jr. | New Lenox, Ill. | Lincoln Way East |
| 16 | Logan Jarus | MH | 6-6 | Fr. | St. Louis, Mo. | Francis Howell Central |
| 10 | Jack Mitchell | OPP | 6-5 | Sr. | W. Palm Beach, Fla. | Seminole Ridge |
| RS | Kyle Overby | OH | 6-6 | So. | New Lenox, Ill. | Lincoln Way Central |
| 7 | J.M. Plummer | OH | 6-3 | Sr. | Jupiter, Fla. | Jupiter |
| 1 | David Poole | DS | 5-6 | So. | Marble Hill, Mo. | New Salem Baptist |
| 5 | JeVaughn Sanders | OPP | 6-1 | So. | Nassua, Bahamas | St. Augustine's |
| 2 | Kevin Schmalzried | S | 6-0 | Jr. | Saegertown, Pa. | Saegertown |
| 3 | Tim Schmidt | S | 6-2 | So. | Riverforest, Ill. | Oak Park |
| 22 | Scott Sikwicki | MH | 6-8 | So. | Elk Grove, Ill. | Elk Grove |
| 12 | Micah Steiner | DS | 6-0 | So. | Phoenix, Ariz. | Mountain Point |
| 23 | John Thompson | OPP | 6-2 | Jr. | Bridgeton, Barbados | Combermere School |
| 13 | Austin Tudor | OH | 6-2 | Jr. | Dayton, Ohio | Centerville |
| 21 | Sam Whitaker | MH | 6-4 | So. | St. Charles, Mo. | Francis Howell North |

COACHING STAFF

| | | |
|---------------|-----------------|--------------------|
| Ron Young | Head Coach | Northwest Missouri |
| Cary Cusumano | Assistant Coach | Missouri |
| Luke Young | Assistant Coach | Graceland |

ROSTER BREAKDOWN



ROSTER BREAKDOWN

LIONS BY STATE

| | |
|---------------|-------------------|
| Arizona (1) | Missouri (6) |
| Micah Stenier | Mike Adams |
| | Zach Bequette |
| Illinois (5) | Cory Buehler |
| Evan Bruton | Logan Jarus |
| Tim Huizinga | David Poole |
| Kyle Overby | Sam Whitaker |
| Tim Schmidt | |
| Scott Siwicki | Nebraska (1) |
| | Casey Calder |
| Kentucky (1) | |
| Chris Cox | New Jersey (1) |
| | Thomas Cruz |
| Florida (2) | |
| Jack Mitchell | Ohio (2) |
| J.M. Plummer | Colin Hackworth |
| | Austin Tudor |
| | |
| | Pennsylvania (1) |
| | Kevin Schmalzried |

LIONS BY POSITION


| | |
|-------------------|---------------------------|
| Outsides (6) | Setters (3) |
| Mike Adams | Chris Cox |
| Thomas Cruz | Kevin Schmalzried |
| Tim Huizinga | Tim Schmidt |
| Kyle Overby | |
| J.M. Plummer | Defensive Specialists (4) |
| Austin Tudor | Cory Buehler |
| | Casey Calder |
| Middles (5) | David Poole |
| Zach Bequette | Micah Steiner |
| Evan Bruton | |
| Logan Jarus | |
| Scott Siwicki | |
| Sam Whitaker | |
| Opposites (3) | |
| Colin Hackworth | |
| Jack Mitchell | |
| JeVaughn Saunders | |
| John Thompson | |

LIONS BY CLASS

| | |
|-----------------|-------------------|
| Freshman (2) | Junior (6) |
| Thomas Cruz | Casey Calder |
| Logan Jarus | Chris Cox |
| | Tim Huizinga |
| Sophomore (11) | Kevin Schmalzried |
| Mike Adams | JeVaughn Saunders |
| Zach Bequette | John Thompson |
| Evan Bruton | Austin Tudor |
| Cory Buehler | |
| Colin Hackworth | Senior (2) |
| Kyle Overby | Jack Mitchell |
| David Poole | J.M. Plummer |
| Tim Schmidt | |
| Scott Siwicki | |
| Micah Steiner | |
| Sam Whitaker | |

LIONS BY COUNTRY

Bahamas (1) - JeVaughn Saunders
 Barbados (1) - John Thompson



David Poole
So. § 5-10 § DS



Kevin Schmalzried
Jr. § 6-0 § S

Tim Schmidt
So. § 6-2 § S

JeVaughn Saunders
Jr. § 6-1 § OPP

Mike Adams
So. § 6-4 § OH

J.M. Plummer
Sr. § 6-3 § OH



Chris Cox
Jr. § 6-5 § S


Cory Buehler
So. § 6-1 § DS

Jack Mitchell
Sr. § 6-5 § OPP

Casey Calder
Jr. § 6-1 § DS

Micah Steiner
So. § 6-0 § DS

Austin Tudor
Jr. § 6-2 § OH



Thomas Cruz
Fr. § 6-5 § OPP


Evan Bruton
So. § 6-4 § MH

Logan Jarus
Fr. § 6-6 § MH

Sam Whitaker
So § 6-4 § MH

Scot Siwicki
So. § 6-8 § MH


John Thompson
Jr. § 6-2 § OPP




Zach Bequette



Colin Hackworth



Tim Huizinga



Kyle Overby



Jack MITCHELL

6-5 § OPP § SENIOR
W. PALM BEACH, FLA.
SEMINOLE RIDGE

Career:

Has appeared in 66 matches ... 70 digs ... 349 kills ... 147 total blocks... one service ace...32 assists.

Lindenwood:

2011- Appeared in 33 matches and 124 sets ... had 157 kills and was one of five players with over 150 kills on the season ... was third on the team with 16 solo blocks and was fourth with 68 total blocks ... also recorded 41 digs and 10 assists ... had a season-high 10 kills in the NAIA National Invitational Tournament match against Warner ... recorded five blocks in two matches during the year ... had a season-high four digs versus Park.


2010- Appeared in 33 matches ... recorded 192 kills...posted 79 total blocks ... had 29 digs ... contributed 22 assists ... had a service ace.

High School:

Attended Seminole Ridge ... a first-team all-conference selection in high school.

Personal:

The son of Debra and Keith Mitchell ... has three siblings, Ali, Paige, and Tommy ... an advertising major.



MATCH-BY-MATCH RESULTS

| OPP. | SP | Kills | Attempts | Asst. | Digs | Total Blks |
|--------------------|----|-------|----------|-------|------|------------|
| Quincy | 4 | 4 | 12 | 0 | 1 | 1 |
| Lewis | 3 | 1 | 4 | 1 | 2 | 1 |
| Loyola-Chicago | 4 | 1 | 5 | 0 | 0 | 0 |
| Missouri Valley | 4 | 3 | 10 | 1 | 0 | 2 |
| Park | 5 | 9 | 17 | 0 | 2 | 5 |
| Graceland | 4 | 1 | 11 | 0 | 0 | 4 |
| St. Xavier | 3 | 4 | 9 | 0 | 1 | 2 |
| Hope International | 3 | 6 | 11 | 1 | 1 | 0 |
| Clarke | 3 | 2 | 7 | 0 | 1 | 1 |
| St. Ambrose | 5 | 5 | 10 | 0 | 0 | 3 |
| Hannibal-LaGrange | 3 | 7 | 12 | 0 | 1 | 5 |
| Siena Heights | 3 | 6 | 11 | 0 | 0 | 2 |
| Cardinal Stritch | 3 | 4 | 8 | 0 | 0 | 2 |
| Missouri Baptist | 4 | 8 | 15 | 0 | 0 | 2 |
| Graceland | 5 | 8 | 13 | 0 | 3 | 3 |
| Grand Canyon | 2 | 2 | 3 | 0 | 1 | 1 |
| California Baptist | 5 | 4 | 12 | 0 | 2 | 0 |
| California Baptist | 5 | 5 | 11 | 1 | 1 | 5 |
| Hope International | 4 | 5 | 11 | 0 | 2 | 2 |
| Missouri Baptist | *4 | 5 | 15 | 0 | 0 | 3 |
| Johnson & Wales | 3 | 5 | 10 | 0 | 2 | 2 |
| Johnson & Wales | 3 | 4 | 8 | 3 | 1 | 4 |
| Park | 4 | 4 | 7 | 1 | 1 | 0 |
| Missouri Valley | 3 | 5 | 8 | 0 | 2 | 3 |
| Clarke | 4 | 0 | 3 | 0 | 0 | 1 |
| Missouri Valley | 3 | 8 | 16 | 0 | 1 | 3 |
| Hannibal-LaGrange | 3 | 6 | 14 | 1 | 1 | 3 |
| Quincy | 4 | 7 | 9 | 0 | 2 | 1 |
| Graceland | 4 | 3 | 8 | 0 | 2 | 1 |
| Park | 4 | 7 | 12 | 0 | 2 | 1 |
| Warner | 5 | 10 | 19 | 0 | 2 | 1 |
| Park | 3 | 4 | 6 | 0 | 4 | 3 |
| St. Ambrose | 5 | 4 | 18 | 1 | 3 | 1 |

Sets played: 124
 Kills: 157
 Hitting Pct.: .232
 Blocks per set: 0.55
 Points per set: 1.60

CAREER HIGHS

KILLS

15, vs. Clarke 3/26/10

ATTEMPTS

36, vs. Clarke 3/26/10

ASSISTS

3, Two Times:

vs. Hannibal-LaGrange 2/11/10

vs. Saint Xavier 3/5/10

DIGS

5, vs. Hannibal-LaGrange 2/11/10

BLOCKS

7, Two Times:

vs. Missouri Baptist 3/9/10

vs. Clarke 3/26/10

ACES

1, vs. Holy Names 1/29/10

| Year | SP | MP | K | K/SET | ER. | TA | PCT. | A | A/SET | TA | PCT. | Dig | Dig/Set | BS | BA | Total | Blk/Set |
|------|-----|----|-----|-------|-----|-----|------|----|-------|----|------|-----|---------|----|----|-------|---------|
| 2011 | 124 | 33 | 157 | 1.27 | 77 | 345 | .232 | 10 | 0.08 | 43 | .233 | 41 | 0.33 | 16 | 52 | 68 | 0.55 |



John-Michael PLUMMER

6-4 § OH § SENIOR

JUPITER, FLA.

JUPITER

FIRST-TEAM ALL-CONFERENCE
ACADEMIC ALL-CONFERENCE
2009 NATIONAL CHAMPIONSHIP
TEAM MEMBER

Career:

Has appeared in 98 matches ... 448 digs ... 415 kills ... 81 total blocks ... 30 service aces...21 assists.

Lindenwood:

2011- Appeared in 30 matches and 115 sets ... third on the team in kills with 2.21 a set ... hit .223 for the season ... also third on the team in service aces, with 17, and digs per game, with a 1.38 average ... recorded 59 blocks ... had 19 assists ... had a season-high 14 kills against NCAA Division I Ball State ... had a season-best five assists against Graceland and five blocks against Warner and St. Ambrose ... had 18 kills and 12 blocks in three matches during the NAIA National Invitational Tournament ... had 11 matches with double-figure kills.

2010- Appeared in 34 matches ... recorded 215 digs ... posted 149 kills ... netted 16 total blocks ... converted 12 service aces ... contributed 10 assists.

2009- A member of the NAIA National Championship team ... appeared in 30 matches ... recorded 74 digs ... averaged 1.23 digs per game ... had 12 kills ... netted six total blocks ... had one assist ... converted one ace.

High School:

A two-time All-Conference selection ... Palm Beach Post Player of the Year.

Personal:

The son of Sally Plummer ... has three siblings, Alex, Katie and Ryan ... a mass communications and corporate communications major.



MATCH-BY-MATCH RESULTS

| OPP. | SP | Kills | Attempts | Asst. | Digs | Total Blks |
|--------------------|----|-------|----------|-------|------|------------|
| Ball State | 3 | 14 | 34 | 0 | 2 | 0 |
| Quincy | 4 | 8 | 34 | 0 | 8 | 2 |
| Lewis | 2 | 3 | 7 | 1 | 2 | 0 |
| Loyola-Chicago | 4 | 4 | 17 | 1 | 2 | 1 |
| Missouri Valley | 4 | 7 | 19 | 1 | 6 | 1 |
| Park | 5 | 8 | 25 | 2 | 5 | 2 |
| Graceland | 4 | 9 | 29 | 5 | 8 | 2 |
| Clarke | 3 | 8 | 23 | 1 | 1 | 2 |
| St. Ambrose | 5 | 10 | 23 | 0 | 4 | 0 |
| Hannibal-LaGrange | 3 | 6 | 14 | 1 | 4 | 2 |
| Missouri Baptist | 4 | 10 | 19 | 0 | 6 | 4 |
| Graceland | 3 | 5 | 13 | 0 | 1 | 0 |
| Grand Canyon | 4 | 8 | 25 | 0 | 5 | 1 |
| California Baptist | 5 | 8 | 21 | 1 | 8 | 0 |
| California Baptist | 5 | 10 | 18 | 1 | 5 | 4 |
| Hope International | 4 | 8 | 16 | 0 | 9 | 3 |
| Missouri Baptist | 4 | 9 | 24 | 2 | 8 | 4 |
| Johnson & Wales | 3 | 12 | 23 | 0 | 3 | 1 |
| Johnson & Wales | 3 | 11 | 21 | 0 | 6 | 1 |
| Park | 4 | 10 | 24 | 1 | 7 | 1 |
| Missouri Valley | 3 | 8 | 19 | 0 | 6 | 2 |
| Clarke | 4 | 12 | 33 | 1 | 7 | 3 |
| Missouri Valley | 3 | 6 | 19 | 0 | 5 | 2 |
| Hannibal-LaGrange | 3 | 11 | 24 | 0 | 5 | 3 |
| Quincy | 5 | 13 | 29 | 0 | 9 | 1 |
| Graceland | 4 | 11 | 30 | 0 | 7 | 2 |
| Park | 4 | 7 | 19 | 1 | 6 | 3 |
| Warner | 5 | 4 | 14 | 0 | 4 | 5 |
| Park | 3 | 8 | 19 | 0 | 4 | 2 |
| St. Ambrose | 5 | 6 | 23 | 0 | 6 | 5 |

Sets played: 115
 Kills: 254
 Hitting Pct.: .223
 Blocks per set: 0.51
 Points per set: 2.65

CAREER HIGHS

KILLS
 19, vs. Hannibal-LaGrange 3/27/10

ATTEMPTS
 39, vs. Park 4/9/10

ASSISTS
 2, vs. Missouri Valley 4/9/10

DIGS
 16, vs. Clarke 3/26/10

BLOCKS
 5, Two Times:
vs. Warner 4/14/11
vs. St. Ambrose 4/15/11

ACES
 2, Eight Times (Most Recent):
vs. Park University 1/28/2011
vs. Saint Ambrose 2/5/2011
vs. Clarke 2/7/2011
vs. California Baptist 2/24/2011



| Year | SP | MP | K | K/SET | ER. | TA | PCT. | A | A/SET | TA | PCT. | Dig | Dig/Set | BS | BA | Total | Blk/Set |
|------|-----|----|-----|-------|-----|-----|------|----|-------|-----|------|-----|---------|----|----|-------|---------|
| 2011 | 115 | 30 | 254 | 2.21 | 107 | 658 | .223 | 19 | .17 | 115 | .165 | 159 | 1.38 | 8 | 51 | 59 | 0.51 |



1
David
POOLE

5-6 § DS § SOPHOMORE
MARBLE HILL, MO.
NEW SALEM BAPTIST

Lindenwood:

2011- A member of Lindenwood's junior varsity team.

High School:

Attended New Salem Baptist Academy.

Personal:

The son of Randy and Debbie Poole ... has six siblings, Leah, Danny, Mary, Laura, Marti, and Rachel ... a biochemistry/pre-medicine major.



2
Kevin
SCHMALZRIED

6-0 § S § JUNIOR
SAEGERTOWN, PA.
SAEGERTOWN

Lindenwood:

2011- A member of Lindenwood's junior varsity team.

2010- A member of Lindenwood's junior varsity team.

High School:

A two-time all-district selection, including first-team honors in 2008 ... named one of Pennsylvania's "Finest Forty" ... helped his team win two district championships and the 2008 regional championship.

Personal:

The son of Laura and Don Schmalzried ... has one sibling, Eric ... an exercise science major.



6
Mike
ADAMS

6-4 § OH § SOPHOMORE
ST. LOUIS, MO.
ST. LOUIS UNIVERSITY HIGH

Prior to Lindenwood:

2011 - Competed for Lewis University...MIVA Academic All-Conference team selection...named MIVA Defensive Player of the Week on April 4...played in 28 matches with five starts...had 18 service aces...recorded 45 kills...recorded 44 digs...tallied 19 blocks.

2010 - Redshirted

High School:

Led high school team with 255 kills and 29 aces...named a "Fab 50" player by Volleyball Magazine...helped his team to 2007 and 2008 high school state championships...played club volleyball for St. Louis CYC from 1998-2005, placing third at the Junior Olympics 13U division...

Personal:

The son of Jim and Mary Adams...has one sibling Samuel...a business administration and marketing major.



8
Chris
COX

6-5 § S § JUNIOR
LOUISVILLE, KENT.
ST. XAVIER

Lindenwood:

2011- Played on Lindenwood's junior varsity squad.

2010- Played on Lindenwood's junior varsity squad.

High School:

Two-year team captain ... led team to 35-4 record his senior year.

Personal:

Son of Diane Elder and Michael Cox ... has three siblings, Cortney, Caden, and Camryn ... an international business major.



3

Tim
SCHMIDT

6-2 § S § SOPHOMORE
RIVERFOREST, ILL.
OAK PARK

Lindenwood:

2011- Appeared in three matches and three sets ... had one kill versus Siena Heights and a dig in a match against Hannibal-LaGrange.

High School:

Three-time team MVP ... an all-conference selection as a senior ... two-time all-area pick ... helped his team to a conference title as a senior.

Personal:

The son of Mara and Jamie Schmidt ... has one sibling, Brian ... a sports management major.



5

Je Vaughn
SAUNDERS

6-1 § OPP § JUNIOR
NASSUA, BAHAMAS.
ST. AUGSTINE'S

Lindenwood:

2011- A member of Lindenwood's junior varsity squad.

2010- A member of Lindenwood's junior varsity squad.

High School:

Named his school's best athlete in 2007.

Personal:

The son of Kimley and Jason Saunders ... has one sibling, Je'Nae ... a business administration major.



9

Cory
BUEHLER

6-1 § DS § SOPHOMORE
ST. LOUIS, MO.
DESMET JESUIT

Lindenwood:

2011- Appeared in 14 matches and 42 sets ... averaged 1.07 digs a set ... had just one receiving error in 114 attempts ... had three assists on the season ... had double-figure digs in two matches with 12 against Quincy and 11 versus Clarke .. had a season-high two assists in that Quincy contest.

High School:

Attended DeSmet Jesuit.

Personal:

The son of Vickie and Doug Buehler ... has one sibling, Jennifer ... a finance major.



11

Casey
CALDER

6-1 § DS § JUNIOR
LINCOLN, NEB.
LINCOLN SOUTHEAST

Lindenwood:

2011- A member of Lindenwood's junior varsity squad.

2010- A member of Lindenwood's junior varsity squad.

High School:

Attended Lincoln Southeast.

Personal:

The son of Barbi and Randy Calder ... has one sibling, Corey ... a business administration major.



12

Micah
STENIER

6-0 § DS § SOPHOMORE
PHOENIX, ARIZ.
MOUNTAIN PAINT

Lindenwood:

2011- A member of Lindenwood's junior varsity squad.

High School:

Honorable mention all-state ... second-team all-region ... a member of the all-city team ... helped his high school win the 2008 and 2009 state championships.

Personal:

The son of Milka and Brian Steiner ... has two siblings, Bariah and Elisha ... an athletic training major.



13

Austin
TUDOR

6-2 § OH § JUNIOR
DAYTON, OHIO
CENTERVILLE

Lindenwood:

2011- A member of Lindenwood's junior varsity squad.

2010- A member of Lindenwood's junior varsity squad.

High School:

First-team all-state ... West Region Player of the Year and first-team all-region ... also was an all-state soccer player.

Personal:

The son of Cathy and Chip Tudor ... has one sibling, Jacob ... a mass communications major.



16

Logan
JARUS

6-6 § MH § FRESHMEN
ST. CHARLES, MO.
FRANCIS HOWELL CENTRAL

High School:

Conference MVP during his senior season ... three-time all-conference selection, including two-time first-team pick ... helped his team finish second at the state competition two times.

Personal:

The son of Amy and Chris Jarus ... has two siblings, Max and Addie ... an undeclared major.



21

Sam
WHITAKER

6-4 § MH § SOPHOMORE
ST. CHARLES, MO.
FRANCIS HOWELL NORTH

Lindenwood:

2011- A member of Lindenwood's junior varsity squad.

High School:

Earned first-team all-conference honors ... team MVP as a freshman ... led his team to conference championships in his sophomore and senior seasons.

Personal:

The son of Kim and Steve Whitaker ... has one sibling, James ... a science education major.



14



Thomas
Cruz

6-5 § OH § FRESHMEN
OLDBRIDGE, N.J.
OLDBRIDGE


High School:

First-team all-state during his junior season ... first-team allcounty and all-area as a sophomore.

Personal:

The son of Lisa Segarra and Bonnie and Hector Cruz ... has one sibling, Priscilla ... an exercise science major.

15



Evan
BRUTON

6-4 § MH § SOPHOMORE
PALOS HEIGHTS, ILL.
MARIST

Lindenwood:

2011 - Redshirted

2010 - Appeared in nine matches and 20 sets... recorded 17 kills on 35 attempts... seven block assists and two digs

22



Scott
SIWICKI

6-8 § MH § SOPHOMORE
ELK GROVE, ILL.
ELK GROVE

Lindenwood:

2011- Played in one match and three sets ... recorded three blocks and two kills in that match... a member of the junior varsity team

High School:

An all-conference and all-area performer in 2010.

Personal:

The son of Patti and John Siwicki ... has one sibling, Rebecca ... a marketing major.

23



John
THOMPSON

6-2 § OPP § JUNIOR
BRIDGETON, BARBADOS
COMBERMERE SCHOOL

Lindenwood:

2011- A member of Lindenwood's junior varsity squad.

2010- A member of Lindenwood's junior varsity squad.

Prior to Lindenwood:

North, Central America and Caribbean Volleyball Confederation competition player in 2009

High School:

2009 Barbados Volleyball Association Most Improved Player... Most Valuable Player... Inter-school competition.

Personal:

The son of Carlisle Thompson and Frenella Giles... has three siblings, Michael, David and Ray... a business administration major.



REDSHIRTS



Zach
BEQUETTE

6-6 § MH § SOPHOMORE

ST. LOUIS, MO.

BISHOP DUBORG

Lindenwood:

2011 - Appeared in six matches ... recorded 11 kills on 21 attacks ... two total blocks.

Personal:

Son of Cindy and Dennis Bequette ... has two siblings Bubba and Tyler ... an exercise science major.



Colin
HACKWORTH

6-9 § OPP § SOPHOMORE

DUBLIN, OHIO

WORTHINGTON KILBOURNE

Lindenwood:

2011- A member of Lindenwood's junior varsity squad.

High School:

Conference player of the year ... first-team all-region and all-state ... holds the school record for kills in a season and kills in a match ... led in the team to a conference championship in 2007 and 2009 ... part of the regional championship team in 2008.

Personal:

The son of Ed and Ruth Hackworth ... has one sibling, Abby.



Tim
HUIZINGA

6-4 § OH § JUNIOR

NEW LENOX, ILL.

LINCOLN WAY EAST

Lindenwood:

2011- Appeared in 14 matches and 26 sets ... had a .317 hitting percentage ... collected 20 kills, eight digs, three blocks, three service aces, and two assists ... had a season-high six kills versus Hannibal-LaGrange and hit .500 in that match ... also had season-highs of three digs and two blocks against Hannibal-LaGrange, and recorded two service aces versus Missouri Valley.

2010- Appeared in 33 matches ... recorded 246 kills ... posted 39 digs ... had 55 total blocks ... converted four service aces ... contributed four assists.

High School:

Attended Lincoln Way East.

Personal:

The son of Jennifer and Bill Huizinga ... has two siblings, Dan and Jack ... a business administration/marketing major.



Kyle
OVERBY

6-6 § OH § SOPHOMORE

NEW LENOX, ILL.

LINCOLN WAY CENTRAL

Lindenwood:

2011- A member of Lindenwood's junior varsity team.

High School:

Attended Lincoln-Way Central.

Personal:

The son of Janice and Clarence Overby ... has one sibling, Austin ... an accounting major.



**2012
Lindenwood**

Opponents



LIMESTONE
 JAN. 20 - MARCH 3
 6 P.M./10 A.M.

General Facts

Location.....Gaffney, S.C.
 Enrollment.....3,400
 Founded.....1845
 Colors.....Blue and Gold
 Nickname.....The Saints
 President.....Dr. Walt Griffin
 Athletic Director.....Mike Cerino
 Conference.....Conference Carolinas
 Affiliation.....NCAA Division II

Coaching Staff

Head Coach.....Rick Banis
 Alma Mater.....Newman
 Years at School.....One
 Record at Limestone.....0-0
 Career Record.....0-0
 Phone.....864-488-8297
 Email.....rbanis@limestone.edu
 Assistant Coach.....Brandon Skweres
 Alma Mater.....Lewis

Team Information

2011 Record.....15-8
 Conference Record.....3-5
 Letterwinners ret./lost.....N/A

Facility Information

Facility.....The Timken Center
 Capacity.....1,200

Sports Information

Volleyball Contact.....Trey Bloomer
 Email.....Dtbloomer@limestone.edu
 Office Number.....864-488-4367
 Fax Number.....N/A
 Website.....golimestonesaints.com



LEES-MCRAE
 JAN. 21
 7 P.M.

General Facts

Location.....Banner Elk, N.C.
 Enrollment.....700
 Founded.....1900
 Colors.....Green and Gold
 Nickname.....Bobcats
 President.....Dr. Barry Buxton
 Athletic Director.....Craig McPhail
 Conference.....Conference Carolinas
 Affiliation.....NCAA Division II

Coaching Staff

Head Coach.....James Goodridge
 Alma Mater.....Florida State
 Years at School.....Two
 Record at Lees-McRae.....16-10
 Career Record.....41-18
 Phone.....816-584-6493
 Email.....goodridgej@lmc.edu
 Assistant Coach.....None
 Alma Mater.....N/A

Team Information

2011 Record.....16-10
 Conference Record.....5-3
 Letterwinners ret./lost.....N/A

Facility Information

Facility.....Williams Gymnasium
 Capacity.....1,200

Sports Information

Volleyball Contact.....Whitney Noble
 Email.....noblew@lmc.edu
 Office Number.....828-898-3510
 Fax Number.....828-898-8742
 Website.....lmcobcats.com



MISSOURI BAPTIST
 JAN. 25 - FEB. 22
 7 P.M./7 P.M.

General Facts

Location.....St. Louis, Mo.
 Enrollment.....
 Founded.....
 Colors.....Blue, White and Red
 Nickname.....Spartans
 President.....Dr. Arlen Dykstra
 Athletic Director.....Dr. Thomas Smith
 Conference.....MAMVIC
 Affiliation.....NAIA

Coaching Staff

Head Coach.....John Yehling
 Alma Mater.....Missouri Baptist
 Years at School.....10
 Record at Missouri Baptist.....222-80
 Career Record.....222-80
 Phone.....314-392-2395
 Email.....yehling@mobap.edu
 Assistant Coach.....Chris Nichols
 Alma Mater.....Missouri Baptist

Team Information

2011 Record.....8-19
 Conference Record.....3-8
 Letterwinners ret./lost.....N/A

Facility Information

Facility.....Carl & Deloris Petty Complex
 Capacity.....1,000

Sports Information

Volleyball Contact.....Bryan Cygan
 Email.....cyganb@mobap.edu
 Office Number.....314-578-0886
 Fax Number.....N/A
 Website.....mbuspartans.com



QUINCY
 JAN. 27 - APRIL 15
 7 P.M./4 P.M.

General Facts

Location.....Quincy, Ill.
 Enrollment.....1,250
 Founded.....1860
 Colors.....Brown, White and Gold
 Nickname.....Hawks
 President.....Dr. Robert Gervasi
 Athletic Director.....Marty Bell
 Conference.....MIVA
 Affiliation.....NCAA Division II

Coaching Staff

Head Coach.....Hadley Foster
 Alma Mater.....Idaho State
 Years at School.....Five
 Record at Quincy.....76-114
 Career Record.....117-177
 Phone.....217-228-5432/3516
 Email.....fostege@quincy.edu
 Assistant Coach.....Frank Masek and Joe Caruso
 Alma Mater.....Quincy

Team Information

2011 Record.....22-14
 Conference Record.....3-9
 Letterwinners ret./lost.....N/A

Facility Information

Facility.....Pepsi Arena
 Capacity.....2,000

Sports Information

Volleyball Contact.....Brian Lovellette
 Email.....lovelbr@quincy.edu
 Office Number.....217-288-5432/3518
 Fax Number.....N/A
 Website.....hawks.quincy.edu



PARK
 JAN. 29 - FEB. 4
 1 P.M./3:30 P.M.

General Facts

Location.....Parkville, Mo.
 Enrollment.....24,166
 Founded.....1875
 Colors.....Canary and Wine
 Nickname.....Pirates
 President.....Dr. Michael Droge
 Athletic Director.....Claude English
 Conference.....MAMVIC
 Affiliation.....NAIA

Coaching Staff

Head Coach.....Michael Talamantes
 Alma Mater.....CSU Dominguez Hills
 Years at School.....None
 Record at Park.....0-0
 Career Record.....N/A
 Phone.....816-584-6493
 Email.....michael.talamantes@park.edu
 Assistant Coach.....Jenn Lee
 Alma Mater.....Kansas Wesleyan

Team Information

2011 Record.....24-11
 Conference Record.....7-5/3rd
 Letterwinners ret./lost.....8/4

Facility Information

Facility.....Breckon Sports Complex
 Capacity.....1,200

Sports Information

Volleyball Contact.....Tyler Price
 Email.....tyler.price@park.edu
 Office Number.....816-584-6751
 Fax Number.....N/A
 Website.....parkathletics.com



RUST COLLEGE
 FEB. 3
 3 P.M.

General Facts

Location.....Holly Springs, Miss.
 Enrollment.....N/A
 Founded.....1866
 Colors.....Royal Blue and White
 Nickname.....Bearcats
 President.....Dr. David Berkley
 Athletic Director.....Ishmeel Edwards
 Conference.....N/A
 Affiliation.....NCAA Division III

Coaching Staff

Head Coach.....Brandon Reeves
 Alma Mater.....N/A
 Years at School.....N/A
 Record at Rust.....N/A
 Career Record.....N/A
 Phone.....662-252-8000/4407
 Email.....breeves@rustcollege.edu
 Assistant Coach.....N/A
 Alma Mater.....N/A

Team Information

2011 Record.....N/A
 Conference Record.....N/A
 Letterwinners ret./lost.....N/A

Facility Information

Facility.....N/A
 Capacity.....N/A

Sports Information

Volleyball Contact.....Ishmeel Edwards
 Email.....iedwards@rustcollege.edu
 Office Number.....662-252-8000
 Fax Number.....N/A
 Website.....rustcollege.edu/bearcat_athletics.html



GRACELAND
 FEB. 3
 7 P.M.

General Facts

Location.....Lamoni, Iowa
 Enrollment.....900
 Founded.....1895
 Colors.....Navy and Gold
 Nickname.....Yellowjackets
 President.....John Sellars
 Athletic Director.....Jeff Falkner
 Conference.....MAMVIC
 Affiliation.....NAIA

Coaching Staff

Head Coach.....Chad McDole
 Alma Mater.....Graceland
 Years at School.....Eight
 Record at Graceland.....54-88
 Career Record.....54-88
 Phone.....641-784-5317
 Email.....cmcdole@graceland.edu
 Assistant Coach.....Sam Kalingo
 Alma Mater.....Graceland

Team Information

2011 Record.....12-12
 Conference Record/Finish.....6-6/4th
 Letterwinners ret./lost.....N/A

Facility Information

Facility... Eugene E. and Julia Travis Closson
 Capacity.....3,000

Sports Information

Volleyball Contact.....Nicholas Robinson
 Email.....nrobinso@graceland.edu
 Office Number.....641-784-5318
 Fax Number.....641-784-5472
 Website.....guyackets.com



GRAND VIEW
 FEB. 4
 11:30 A.M.

General Facts

Location.....Des Moines, Iowa
 Enrollment.....2,200
 Founded.....1896
 Colors.....Red and White
 Nickname.....Vikings
 President.....Kent Henning
 Athletic Director.....Troy Plummer
 Conference.....MAMVIC
 Affiliation.....NAIA

Coaching Staff

Head Coach.....Donan Cruz
 Alma Mater.....Graceland
 Years at School.....First Season
 Record at La Sierra.....N/A
 Career Record.....N/A
 Phone.....515-263-6137
 Email.....dcruz@grandview.edu
 Assistant Coach.....Makani Cantor
 Alma Mater.....Graceland

Team Information

2011 Record.....N/A
 Conference Record.....N/A
 Letterwinners ret./lost.....N/A

Facility Information

Facility.....Charles S. Johnson Wellness
 Capacity.....1,000

Sports Information

Volleyball Contact.....Molly Brown
 Email.....mabrown@grandview.edu
 Office Number.....515-263-6040
 Fax Number.....515-263-2882
 Website.....gvvikings.com



BALL STATE
FEB. 9 - APRIL 14
7:30 P.M./ 7 P.M.

General Facts

Location..... Muncie, Ind.
Enrollment 17,728
Founded..... 1918
Colors..... Cardinal and White
Nickname Cardinals
President.....Dr. Jo Ann M. Gora
Athletic DirectorTom Collins
ConferenceMIVA
Affiliation..... NCAA Division II

Coaching Staff

Head Coach..... Joel Walton
Alma Mater Ball State
Years at School 13
Record at Lincoln..... 249-136
Career Record 249-136
Phone 765-285-1744
Email jwalton@bsu.edu
Assistant Coach Kevin Furnish
Alma Mater Ball State

Team Information

2011 Record 19-11
Conference Record/Finish 7-5/T-3rd
Letterwinners ret./lost..... 8/6

Facility Information

Facility Worthen Arena
Capacity 11,500

Sports Information

Volleyball Contact.....Brad Caudill
Email bcaudill2@bsu.edu
Office Number 765-285-8242
Fax Number..... 765-285-8929
Website.....ballstatesports.com



MILWAUKEE SCHOOL OF ENGINEERING
FEB. 11
12 P.M.

General Facts

Location..... Milwaukee, Wis.
Enrollment 2,600
Founded..... 1903
Colors..... Red and White
Nickname Red Raiders
President..... Dr. Hermann Viets
Athletic DirectorDan Harris
ConferenceContinental Volleyball
Affiliation.....NCAA Division III

Coaching Staff

Head Coach..... Brian Gibboney
Alma Mater Rider
Years at School Nine
Record at MSOE..... N/A
Career Record N/A
Phone 414-277-2412
Email N/A
Assistant Coach Paul Bierdemann
Alma Mater N/A

Team Information

2011 Record 12-17
Conference Record 7-3
Letterwinners ret./lost..... 10/2

Facility Information

Facility Kern Center
Capacity N/A

Sports Information

Volleyball Contact..... Brian Gibboney
Email N/A
Office Number 414-277-2412
Fax Number..... 414-277-7505
Website..... msoe.edu/athletics



CARTHAGE
FEB. 12 - MARCH 11
1 P.M./12 P.M.

General Facts

Location..... Kenosha, Wis.
Enrollment 2,530
Founded..... 1847
Colors..... Red, White and Black
Nickname Red Men
President..... F. Gregory Campbell
Athletic Director Robert Bonn
Conference CCIW
Affiliation.....NCAA Division III

Coaching Staff

Head Coach..... L.J. Marx
Alma Mater Carthage
Years at School Seven
Record at Carthage 124-93
Career Record 124-94
Phone 262-551-5933
Email lmarx@carthage.edu
Assistant Coach Kyle Exline
Alma Mater Loyola

Team Information

2011 Record 23-11
Conference Record/Finish 8-0/1st
Letterwinners ret./lost..... 14/2

Facility Information

Facility Tarble Arena
Capacity 2,475

Sports Information

Volleyball Contact..... Steve Marovich
Email stevemarovich@tds.net
Office Number 262-551-5740
Fax Number..... 262-551-5926
Website..... athletics.carthage.edu



LINDENWOOD-BELLEVILLE
MARCH 15
5 P.M.

General Facts

Location..... Belleville, Ill.
Enrollment 2,000
Founded..... 2001
Colors..... Burgandy and White
Nickname Lynx
President..... Dr. James D. Evans
Athletic Director Scott Spinner
Conference MAMVIC (2013)
Affiliation..... NAIA (2013)

Coaching Staff

Head Coach..... Sara Thomas
Alma Mater Missouri State
Years at School First Season
Record at Belleville 0-0
Career Record N/A
Phone 618-741-6051
Email N/A
Assistant Coach Bob Vollmer
Alma Mater Kaskaskia Com. Col.

Team Information

2011 Record 21-12-2
Conference Finish..... 9th
Letterwinners ret./lost..... N/A

Facility Information

Facility Lynx Arena
Capacity 1,500

Sports Information

Volleyball Contact..... Beth Miller
Email N/A
Office Number (618)239-6103
Fax Number..... N/A
Website.. belleville.lindenwood.edu/athletics



FONTBONNE
FEB. 15 - MARCH 13
7 P.M./7 P.M.

General Facts

Location..... St. Louis, Mo.
Enrollment..... 3,102
Founded..... 1923
Colors..... Purple, Gold and White
Nickname Griffins
President..... Dr. Dennis Golden
Athletic Director Maria Eftnik
Conference..... Continental Volleyball
Affiliation..... NCAA Division III

Coaching Staff

Head Coach..... Matt Bright
Alma Mater N/A
Years at School N/A
Record at Fontbonne..... N/A
Career Record..... N/A
Phone N/A
Email N/A
Assistant Coach N/A
Alma Mater N/A

Team Information

2011 Record..... 8-15
Conference Record/Finish..... 2-6/4th
Letterwinners ret./lost..... N/A

Facility Information

Facility..... Dunham Student Activity Center
Capacity 1,800

Sports Information

Volleyball Contact..... Brian Hoener
Email bhoener@fontbonne.edu
Office Number..... 314-889-1466
Fax Number..... 314-889-4507
Website..... griffinpride.com/athletics



LEWIS
FEB. 25 - MARCH 17
7 P.M./ 7 P.M.

General Facts

Location..... Romeoville, Ill.
Enrollment..... 6,500
Founded..... 1932
Colors..... Red and White
Nickname Flyers
President..... Brother James Gaffney
Athletic Director Dan Schumacher
Conference..... MIVA
Affiliation..... NCAA Division II

Coaching Staff

Head Coach..... Dan Friend
Alma Mater Washburn
Years at School Eighth
Record at Lewis 125-85
Career Record..... 125-85
Phone 815-836-5447
Email friendda@lewisu.edu
Assistant Coach Andy Cole
Alma Mater Ohio State

Team Information

2011 Record..... 20-11
Conference Record/Finish..... 7-5/T-3rd
Letterwinners ret./lost..... 10/4

Facility Information

Facility..... Neil Carey Arena
Capacity 1,100

Sports Information

Volleyball Contact..... Derrick Sloboda
Email slobodde@lewisu.edu
Office Number..... 815-836-5248
Fax Number..... 815-836-5835
Website..... lewisflyers.com



CALIFORNIA BAPTIST
MAR. 2 - 27 - 28
4 P.M./7 P.M./7 P.M.

General Facts

Location..... Riverside, Calif.
Enrollment..... 4,715
Founded..... 1950
Colors..... Navy Blue and Gold
Nickname Lancers
President..... Dr. Ronald Ellis
Athletic Director Dr. Micah Parker
Conference..... Pacific West Conf.
Affiliation..... NCAA Division II (2014)

Coaching Staff

Head Coach..... Alan Vince (Interim)
Alma Mater UCLA
Years at School First Year
Record at California Baptist N/A
Career Record..... N/A
Phone 951-343-4596
Email avince@calbaptist.edu
Assistant Coach N/A
Alma Mater N/A

Team Information

2011 Record..... 26-5
Conference Record..... N/A
Letterwinners ret./lost..... 8/11

Facility Information

Facility..... Van Dyne Gym
Capacity 1,100

Sports Information

Volleyball Contact..... Micah McDaniel
Email mmcdaniel@calbaptist.edu
Office Number..... 951-343-4596
Fax Number..... 951-689-4754
Website..... cbulancers.com



KING
MARCH 2
7 P.M.

General Facts

Location..... Bristol, Tenn.
Enrollment..... 1,949
Founded..... 1867
Colors..... Navy, Scarlet and White
Nickname Tornado
President..... Dr. Gregory Jordan
Athletic Director David Hicks
Conference..... Conference Carolinas
Affiliation..... NCAA Division II

Coaching Staff

Head Coach..... Ryan Booher
Alma Mater King
Years at School Third
Record at King..... 22-10
Career Record..... 22-10
Phone..... 423-652-6333
Email rdbooher@king.edu
Assistant Coach..... John Friddle
Alma Mater Greenville Tech

Team Information

2011 Record..... 11-8
Conference Record/Finish..... 5-3/2nd
Letterwinners ret./lost..... 7/8

Facility Information

Facility..... Student Center Complex
Capacity 1,200

Sports Information

Volleyball Contact..... Ryan Gasser
Email rsgasser@king.edu
Office Number..... 423-652-6368
Cell Number..... 918-458-2386
Website..... kingtornado.com



PFEIFFER
MARCH 3
2 P.M.

General Facts

Location.....Misenheimer, N.C.
Enrollment.....2,020
Founded.....1885
Colors.....Black and Gold
Nickname.....Falcons
President.....Michael Miller
Athletic Director.....Mary Ann Sunbury
Conference.....Conference Carolinas
Affiliation.....NCAA Division II

Coaching Staff

Head Coach.....Steve Bintz
Alma Mater.....Siena
Years at School.....First Year
Record at Pfeiffer.....0-0
Career Record.....N/A
Phone.....704-463-3070
Email.... steven.bintz@fsmail.pfeiffer.edu
Assistant Coach.....Nick Clark
Alma Mater.....Eastern Michigan

Team Information

2011 Record.....8-14
Conference Record.....0-8
Letterwinners ret./lost.....8/4

Facility Information

Facility.....Merner Gymnasium
Capacity.....2,000

Sports Information

Volleyball Contact.....Sean Fox
Email..... sean.fox@fsmail.pfeiffer.edu
Office Number.....704-463-3192
Website.....gofalconsports.com



HANNIBAL-LAGRANGE
MARCH 8
7 P.M.

General Facts

Location.....Hannibal, Mo.
Enrollment.....1,200
Founded.....1858
Colors.....Scarlet and Blue
Nickname.....Trojans
President.....Dr. Woodrow Burt
Athletic Director.....Jason Nichols
Conference.....MAMVIC
Affiliation.....NAIA

Coaching Staff

Head Coach.....Jade Brubaker
Alma Mater.....Philadelphia Biblical
Years at School.....First Year
Record at Hannibal-LaGrange.....0-0
Career Record.....67-34
Phone.....573-629-3224
Email.....jade.brubaker@hlg.edu
Assistant Coach.....Julie Brubaker
Alma Mater.....Clearwater Christian

Team Information

2011 Record.....12-17
Conference Record/Finish.....2-10/7th
Letterwinners ret./lost.....N/A

Facility Information

Facility.....Porter Gymnasium,
Capacity.....500

Sports Information

Volleyball Contact.....Jordan Argo
Email.....jordan.argo@hlg.edu
Office Number.....573-629-3227
Website.....hlgtrjoans.com



ST. XAVIER
MARCH 16
7 P.M.

General Facts

Location.....Chicago, Ill.
Enrollment.....4,709
Founded.....1846
Colors.....Scarlet and Gray
Nickname.....Cougars
President.....Christine M. Wiseman
Athletic Director.....Bob Hallberg
Conference.....MAMVIC
Affiliation.....NAIA

Coaching Staff

Head Coach.....Robert Heersema
Alma Mater.....Illinois-Chicago
Years at School.....Twenty-Eight (2nd)
Record at Saint Xavier.....11-42
Career Record.....11-42
Phone.....773-298-3105
Email.....heersema@sxu.edu
Assistant Coach.....Anne Kuziela
Alma Mater.....Indiana

Team Information

2011 Record.....7-19
Conference Record/Finish.....6-8/5th
Letterwinners ret./lost.....N/A

Facility Information

Facility.....Shannon Center
Capacity.....3,000

Sports Information

Volleyball Contact.....Rob Huizenga
Email.....huizenga@sxu.edu
Office Number.....773-298-3110
Website.....sxucougars.com



HOPE INTERNATIONAL
MARCH 26
7 P.M.

General Facts

Location.....Fullerton, Calif.
Enrollment.....500
Founded.....1928
Colors.....Navy Blue, White and Gray
Nickname.....Royals
President.....Dr. John Derry
Athletic Director.....John Turek
Conference.....MAMVIC
Affiliation.....NAIA

Coaching Staff

Head Coach.....Victor Santiago
Alma Mater.....Hawaii-Manoa
Years at School.....Five
Record at Hope.....47-53
Career Record.....47-53
Phone.....714-879-3901/1286
Email.....vtsantiago@hiu.edu
Assistant Coach.....Poyer Poia/John Ing
Alma Mater.....N/A

Team Information

2011 Record.....12-16
Conference Record/Finish.....N/A
Letterwinners ret./lost.....6/10

Facility Information

Facility.....Darling Pavilion
Capacity.....2,468

Sports Information

Volleyball Contact.....Tim Gooszen
Email.....tgooszen@hiu.edu
Office Number.....714-879-3901/1650
Website.....hiuroyals.com



GRAND CANYON
MARCH 30 - 31
7 P.M.



LOYOLA
APRIL 4
7 P.M.

General Facts

Location.....Phoenix, Ariz.
Enrollment.....44,000
Founded.....1949
Colors.....Purple, Black and White
Nickname.....Antelopes
President.....Dr. Kathy Player
Athletic Director.....Keith Baker
Conference.....MIVA
Affiliation.....NCAA Division II

Coaching Staff

Head Coach.....Jeremy Price
Alma Mater.....Maryland
Years at School.....Second
Record at Grand Canyon.....8-24
Career Record.....62-69
Phone.....602-639-6043
Email.....jeremy.price@gcu.edu
Assistant Coach.....Ryan Woodworth
Alma Mater.....N/A

Team Information

2011 Record.....8-24
Conf. Record/Finish.....0-12/8th
Letterwinners ret./lost.....12/1

Facility Information

Facility.....Antelope Gymnasium
Capacity.....2,000

Sports Information

Volleyball Contact.....Steve Heath
Email.....steve.heath@gcu.edu
Office Number.....602-639-6514
Website.....gculops.com

General Facts

Location.....Chicago, Ill.
Enrollment.....15,951
Founded.....1870
Colors.....Maroon and Gold
Nickname.....Ramblers
President.....Michael Garanzini, S.J.
Athletic Director.....Dr. M. Grace Calhoun
Conference.....MIVA
Affiliation.....NCAA Division I

Coaching Staff

Head Coach.....Dan Friend
Alma Mater.....Loyola
Years at School.....Seven
Record at Loyola.....167-63
Career Record.....167-63
Phone.....773-508-8897
Email.....sdavis@luc.edu
Assistant Coach.....Kris Berzins
Alma Mater.....Loyola

Team Information

2011 Record.....21-8
Conf. Record/Finish.....9-3/2nd
Letterwinners ret./lost.....13/4

Facility Information

Facility.....Gentile Arena
Capacity.....4,486

Sports Information

Volleyball Contact.....Kate Wadman
Email.....kwadman@luc.edu
Office Number.....773-508-2557
Website.....loyolaramblers.com



2011 Lindenwood



Season in Review



The 2011 Lindenwood men's volleyball season was anticipated to be one of the most experienced seasons in program history. With 13 players returning from the 2010 season, there was no doubt that the team had enough experience under its belt to make it to the National Championship. There were also nine returning players who were in Parkville, Mo., in 2009 when the men's volleyball team shut out California Baptist in the National Championship match, winning the school's first ever volleyball championship.

Even after losing their top four starters, the Lions were ranked at No. 2 in the nation in 2010, behind California Baptist. The expectations were set high as a program; however the team did not live up to the national championship caliber. The team lost many close contested battles and suffered some key injuries throughout the year. Rebuilding the team they used to have, seemed to be harder than they thought. After a disappointing 2010 season, where the Lions were only 22-12 without a national tournament appearance for the first time in program history, the nine seniors were determined to make it back to where they were at the end of 2009.

Starting off the season, Lindenwood was ranked No. 4 in the polls and the team was not satisfied. The Lions were expected to have their most challenging schedule as they prepare to transition to NCAA Division II. Lindenwood opened its season against several NCAA schools such as Ball State, Quincy, Loyola and Lewis, who lost in the 2011 MIVA Tournament semifinal match to the eventual Division I National Champions, Ohio State. The Lions were able to defeat Quincy and even take a set off Loyola, but eventually lost the match in four. After losing a close contest against Ball State, Lewis swept Lindenwood in three sets.

Lindenwood would play against NAIA teams for the majority of the 2011 season. The Lions were hoping to make a big impact on their first weekend against conference opponents since they were able to compete with Division I and II programs. Unfortunately for Lindenwood, their new found inspiration fell short as they lost to Park in five sets and Graceland in four. This was the first time the Yellowjackets beat Lindenwood in men's volleyball history.

Beginning the season 2-5 was not what was expected of this veteran squad of seniors. However coming home for the Lindenwood Invitational was a good way to start over and reevaluate what this season was all about. This would be the last chance the program would be able to earn another NAIA national championship. The Lions kept this in mind as they entered the weekend in dominant fashion. Lindenwood had ended the tournament with an overall record of 6-5, including a win over long-time rival St. Ambrose.

After the invitational, the Lions would go on a six game winning streak to improve their record to 12-5. The men's team defeated local rival Missouri Baptist, avenged their loss against Graceland, along with traveling out west to defeat Division II and future MIVA conference opponent, Grand Canyon University. As the Lions beat the Lopes in four sets, they wanted to carry their momentum and continue their 10 game winning streak onto the next day for California Baptist.

Lindenwood played California Baptist two nights on back-to-back days. The match was closely contested the entire time. Both teams battled for the lead and possession until they were tied at 2 games apiece. In the final set, Lindenwood jumped out to an early 3-0 lead, which eventually turned into an 8-6 margin. But

the Lancers went on a 9-2 run to come from behind and win the game and the match. While the Lions appeared to be down from the loss, they were not discouraged and knew they could defeat California Baptist in the second match of the week.

To start the second match, it appeared to be a repeat of the night before. Both teams sided out and played hard throughout the match. It appeared that the Lions had the advantage as they took set three 25-11. However for the second night in a row, the Lancers fought back and prevailed to send the match to a fifth set. In that final game, the teams went back-and-forth, and were tied at 11-11. California Baptist managed to pull away and take the game 15-12.

After their return home, the Lions would go on to win the next 11 of 12 games including the MAMVIC West Tournament where the team was ranked as the No. 1 seed, and finished as the tournament champions after beating Park and Graceland, each in four games. Many Lions received awards with Matt Schmack receiving an honorable mention recognition while Mike Warren and JM Plummer were awarded First-Team All-Conference honors. Bradley Johnston was named Second-Team All-Conference and Freshmen of the Year.

With the win, Lindenwood improved its overall record to 23-8 and received an automatic bid into the 2011 NAIA Men's Volleyball National Invitational Tournament in Davenport, Iowa. The Lions got off to a rough start in the opening round of the tournament. In the first match, the Lions played Warner University, where the teams traded sets until the fifth and final game. The Lions built a 12-8 advantage in the final set, but could not hold on to it. The Royals went on an 8-2 run to defeat the Lions.


In order for the Lions to take first in their pool, Lindenwood had to wait for the results of the match between Park and Warner to determine who and when it will play in the next round. As fitting as it can be, the Pirates from Park were next in line for the Lions. This would be the fourth time these two teams would meet this season. The Lions had to win in three straight sets so they came out ready to play from the start in their second match. Lindenwood started tremendous runs throughout the match steadily keeping the lead throughout the entire match. But down 25-24, Lindenwood rattled off three straight points to take a 2-0 lead in the match. In the final game, the last time Park saw the lead was at a 2-1 score. From that point on, the Lions seized control of the game and stretched their lead to as many as six points as they coasted to a three-game sweep.

With this victory, the Lindenwood men's volleyball team advanced to the semifinals to play St. Ambrose, a team that took the Lions to five previously in the year. The first set was very close and Lindenwood was up 20-19 late in the game. The Bees then proceeded to win five straight points and hang on for a three-point victory and put Lindenwood in a 1-0 hole.

Game two was tight as well, but the Lions never trailed during the entire set. With the game tied at 19-19, Lindenwood went on an important four-point run to establish control to hold-off the Bees to tie the match at 1-1. Meanwhile, St. Ambrose took a 2-1 lead after the third game, as it managed to separate itself from the Lions, going on a 8-1 stretch midway through the set. Lindenwood attempted a comeback but came up short, falling by six points. In game four, the Lions went on an 8-2 run to jump out to a comfortable lead, and ended up winning the fourth set by six points.

It all came down to the final set. In game five, it was back-and-forth, reflecting the entire match, and the teams were tied up at 10-10. After the Bees built a 14-12 lead, Lindenwood held off one match point, but couldn't do it twice, falling 15-13. The Lions fought the Bees tough the whole way, losing by two points in the fifth set. St. Ambrose won with scores of 25-22, 23-25, 25-19, 19-25, 15-13. Lindenwood finished the season with a 24-10 overall record, after going 10-2 in conference play.

The American Volleyball Coaches Association (AVCA) named Mike Warren to the 2011 NAIA Men's Volleyball All-American Team. The opposite hitter was also selected for the All-Tournament Team for the 2011 NAIA Men's Volleyball National Invitational Tournament. Warren led the Lions with 345 kills in 2011 and was second on the team with 2.67 kills per set. Nationally, Warren ranked fourth in total blocks with 115 and finished ninth in both total kills and hitting percentage, registering a .368 average. He was 12th in blocks per set, with a mark of .89, and 21st in kills per set.





2011 BOX SCORES

Match No. 10: Lindenwood 3, Clarke 0

| Clarke | | Attack | | Serve | | Block | | Pts | | | | | |
|--------------------|---|--------|----|-------|------|-------|----|-----|----|-------------------------|---|---|---|
| S | K | E | TA | Pct | SA | SE | RE | BS | BA | | | | |
| Totals | 3 | 0 | 0 | 0 | .000 | 0 | 0 | 0 | 0 | 0 | 0 | 0 | 0 |
| Team Attack By Set | | | | | | | | | | TOTAL TEAM BLOCKS: 0.0 | | | |
| Set | K | E | TA | Pct | SA | SE | RE | BS | BA | | | | |
| 1 | 0 | 0 | 0 | .000 | 14 | 0 | 0 | 0 | 0 | | | | |
| 2 | 0 | 0 | 0 | .000 | 22 | 0 | 0 | 0 | 0 | | | | |
| 3 | 0 | 0 | 0 | .000 | 19 | 0 | 0 | 0 | 0 | | | | |
| Totals | 0 | 0 | 0 | .000 | 55 | 0 | 0 | 0 | 0 | | | | |
| Team Attack By Set | | | | | | | | | | TOTAL TEAM BLOCKS: 11.0 | | | |
| Set | K | E | TA | Pct | SA | SE | RE | BS | BA | | | | |
| 1 | 0 | 0 | 0 | .000 | 13 | 0 | 0 | 0 | 0 | | | | |
| 2 | 0 | 0 | 0 | .000 | 22 | 0 | 0 | 0 | 0 | | | | |
| 3 | 0 | 0 | 0 | .000 | 19 | 0 | 0 | 0 | 0 | | | | |
| Totals | 0 | 0 | 0 | .000 | 54 | 0 | 0 | 0 | 0 | | | | |

Match No. 11: Lindenwood 3, St. Ambrose 2

| St. Ambrose | | Attack | | Serve | | Block | | Pts | | | | |
|--------------------|---|--------|----|-------|------|-------|----|-----|----|-------------------------|---|---|
| S | K | E | TA | Pct | SA | SE | RE | BS | BA | | | |
| Totals | 5 | 0 | 0 | 0 | .000 | 0 | 0 | 0 | 0 | 0 | 0 | 0 |
| Team Attack By Set | | | | | | | | | | TOTAL TEAM BLOCKS: 0.0 | | |
| Set | K | E | TA | Pct | SA | SE | RE | BS | BA | | | |
| 1 | 0 | 0 | 0 | .000 | 14 | 0 | 0 | 0 | 0 | | | |
| 2 | 0 | 0 | 0 | .000 | 22 | 0 | 0 | 0 | 0 | | | |
| 3 | 0 | 0 | 0 | .000 | 19 | 0 | 0 | 0 | 0 | | | |
| Totals | 0 | 0 | 0 | .000 | 55 | 0 | 0 | 0 | 0 | | | |
| Team Attack By Set | | | | | | | | | | TOTAL TEAM BLOCKS: 12.5 | | |
| Set | K | E | TA | Pct | SA | SE | RE | BS | BA | | | |
| 1 | 0 | 0 | 0 | .000 | 12 | 0 | 0 | 0 | 0 | | | |
| 2 | 0 | 0 | 0 | .000 | 22 | 0 | 0 | 0 | 0 | | | |
| 3 | 0 | 0 | 0 | .000 | 19 | 0 | 0 | 0 | 0 | | | |
| Totals | 0 | 0 | 0 | .000 | 53 | 0 | 0 | 0 | 0 | | | |

Match No. 12: Lindenwood 3, Hannibal 0

| Hannibal-LaGrange | | Attack | | Serve | | Block | | Pts | | | | |
|--------------------|---|--------|----|-------|------|-------|----|-----|----|-------------------------|---|---|
| S | K | E | TA | Pct | SA | SE | RE | BS | BA | | | |
| Totals | 3 | 0 | 0 | 0 | .000 | 0 | 0 | 0 | 0 | 0 | 0 | 0 |
| Team Attack By Set | | | | | | | | | | TOTAL TEAM BLOCKS: 0.0 | | |
| Set | K | E | TA | Pct | SA | SE | RE | BS | BA | | | |
| 1 | 0 | 0 | 0 | .000 | 14 | 0 | 0 | 0 | 0 | | | |
| 2 | 0 | 0 | 0 | .000 | 22 | 0 | 0 | 0 | 0 | | | |
| 3 | 0 | 0 | 0 | .000 | 19 | 0 | 0 | 0 | 0 | | | |
| Totals | 0 | 0 | 0 | .000 | 55 | 0 | 0 | 0 | 0 | | | |
| Team Attack By Set | | | | | | | | | | TOTAL TEAM BLOCKS: 12.3 | | |
| Set | K | E | TA | Pct | SA | SE | RE | BS | BA | | | |
| 1 | 0 | 0 | 0 | .000 | 13 | 0 | 0 | 0 | 0 | | | |
| 2 | 0 | 0 | 0 | .000 | 22 | 0 | 0 | 0 | 0 | | | |
| 3 | 0 | 0 | 0 | .000 | 19 | 0 | 0 | 0 | 0 | | | |
| Totals | 0 | 0 | 0 | .000 | 54 | 0 | 0 | 0 | 0 | | | |

Match No. 13: Lindenwood 3, Siena Heights 0

| Siena Heights Univ. | | Attack | | Serve | | Block | | Pts | | | |
|---------------------|----|--------|----|-------|----|-------|----|-----|----|------------------------|---|
| S | K | E | TA | Pct | SA | SE | RE | BS | BA | | |
| Totals | 20 | 22 | 73 | .000 | 30 | 1 | 1 | 1 | 1 | 29 | 1 |
| Team Attack By Set | | | | | | | | | | TOTAL TEAM BLOCKS: 6.0 | |
| Set | K | E | TA | Pct | SA | SE | RE | BS | BA | | |
| 1 | 7 | 6 | 24 | .000 | 11 | 2 | 3 | 1 | 1 | | |
| 2 | 6 | 6 | 20 | .000 | 12 | 1 | 2 | 1 | 1 | | |
| 3 | 7 | 0 | 29 | .000 | 9 | 2 | 3 | 1 | 1 | | |
| Totals | 20 | 12 | 73 | .000 | 30 | 5 | 8 | 3 | 3 | | |
| Team Attack By Set | | | | | | | | | | TOTAL TEAM BLOCKS: 8.5 | |
| Set | K | E | TA | Pct | SA | SE | RE | BS | BA | | |
| 1 | 14 | 2 | 26 | .000 | 11 | 12 | 9 | 1 | 1 | | |
| 2 | 10 | 1 | 19 | .000 | 12 | 12 | 7 | 2 | 1 | | |
| 3 | 13 | 4 | 28 | .000 | 9 | 12 | 6 | 2 | 1 | | |
| Totals | 37 | 7 | 73 | .000 | 32 | 26 | 22 | 4 | 3 | | |

Match No. 14: Lindenwood 3, Cardinal Stritch 0

| Lindenwood | | Attack | | Serve | | Block | | Pts | | |
|--------------------|----|--------|----|-------|----|-------|----|-----|----|------------------------|
| S | K | E | TA | Pct | SA | SE | RE | BS | BA | |
| Totals | 42 | 10 | 88 | .364 | 39 | 6 | 9 | 0 | 35 | |
| Team Attack By Set | | | | | | | | | | TOTAL TEAM BLOCKS: 9.5 |
| Set | K | E | TA | Pct | SA | SE | RE | BS | BA | |
| 1 | 17 | 3 | 35 | .000 | 12 | 18 | 8 | 3 | 2 | |
| 2 | 15 | 3 | 30 | .000 | 12 | 17 | 7 | 0 | 2 | |
| 3 | 10 | 4 | 23 | .261 | 9 | 12 | 7 | 0 | 2 | |
| Totals | 42 | 10 | 88 | .364 | 39 | 6 | 9 | 0 | 35 | |
| Team Attack By Set | | | | | | | | | | TOTAL TEAM BLOCKS: 2.0 |
| Set | K | E | TA | Pct | SA | SE | RE | BS | BA | |
| 1 | 10 | 3 | 24 | .147 | 15 | 25 | 6 | 0 | 2 | |
| 2 | 4 | 2 | 14 | .286 | 11 | 26 | 4 | 0 | 1 | |
| 3 | 6 | 10 | 28 | .143 | 10 | 23 | 5 | 0 | 2 | |
| Totals | 20 | 15 | 66 | .297 | 36 | 55 | 15 | 0 | 5 | |

Match No. 15: Lindenwood 3, Mo. Baptist 1

| Lindenwood | | Attack | | Serve | | Block | | Pts | | |
|--------------------|----|--------|-----|-------|----|-------|----|-----|----|-------------------------|
| S | K | E | TA | Pct | SA | SE | RE | BS | BA | |
| Totals | 48 | 16 | 107 | .299 | 44 | 4 | 11 | 4 | 28 | |
| Team Attack By Set | | | | | | | | | | TOTAL TEAM BLOCKS: 15.5 |
| Set | K | E | TA | Pct | SA | SE | RE | BS | BA | |
| 1 | 0 | 0 | 0 | .000 | 15 | 0 | 0 | 0 | 0 | |
| 2 | 0 | 0 | 0 | .000 | 12 | 0 | 0 | 0 | 0 | |
| 3 | 0 | 0 | 0 | .000 | 9 | 0 | 0 | 0 | 0 | |
| Totals | 0 | 0 | 0 | .000 | 36 | 0 | 0 | 0 | 0 | |
| Team Attack By Set | | | | | | | | | | TOTAL TEAM BLOCKS: 0.0 |
| Set | K | E | TA | Pct | SA | SE | RE | BS | BA | |
| 1 | 0 | 0 | 0 | .000 | 15 | 0 | 0 | 0 | 0 | |
| 2 | 0 | 0 | 0 | .000 | 11 | 0 | 0 | 0 | 0 | |
| 3 | 0 | 0 | 0 | .000 | 0 | 0 | 0 | 0 | 0 | |
| Totals | 0 | 0 | 0 | .000 | 26 | 0 | 0 | 0 | 0 | |

Match No. 16: Lindenwood 3, Grandland 2

| Grandland | | Attack | | Serve | | Block | | Pts | | | |
|--------------------|---|--------|----|-------|------|-------|----|-----|----|-------------------------|---|
| S | K | E | TA | Pct | SA | SE | RE | BS | BA | | |
| Totals | 3 | 0 | 0 | 0 | .000 | 0 | 0 | 0 | 0 | 0 | 0 |
| Team Attack By Set | | | | | | | | | | TOTAL TEAM BLOCKS: 0.0 | |
| Set | K | E | TA | Pct | SA | SE | RE | BS | BA | | |
| 1 | 0 | 0 | 0 | .000 | 13 | 0 | 0 | 0 | 0 | | |
| 2 | 0 | 0 | 0 | .000 | 12 | 0 | 0 | 0 | 0 | | |
| 3 | 0 | 0 | 0 | .000 | 9 | 0 | 0 | 0 | 0 | | |
| Totals | 0 | 0 | 0 | .000 | 34 | 0 | 0 | 0 | 0 | | |
| Team Attack By Set | | | | | | | | | | TOTAL TEAM BLOCKS: 12.0 | |
| Set | K | E | TA | Pct | SA | SE | RE | BS | BA | | |
| 1 | 0 | 0 | 0 | .000 | 15 | 0 | 0 | 0 | 0 | | |
| 2 | 0 | 0 | 0 | .000 | 11 | 0 | 0 | 0 | 0 | | |
| 3 | 0 | 0 | 0 | .000 | 6 | 0 | 0 | 0 | 0 | | |
| Totals | 0 | 0 | 0 | .000 | 32 | 0 | 0 | 0 | 0 | | |

Match No. 17: Lindenwood 3, Grand Canyon 1

| Lindenwood | | Attack | | Serve | | Block | | Pts | | |
|--------------------|----|--------|-----|-------|----|-------|----|-----|----|------------------------|
| S | K | E | TA | Pct | SA | SE | RE | BS | BA | |
| Totals | 47 | 24 | 113 | .294 | 44 | 3 | 13 | 4 | 31 | |
| Team Attack By Set | | | | | | | | | | TOTAL TEAM BLOCKS: 6.0 |
| Set | K | E | TA | Pct | SA | SE | RE | BS | BA | |
| 1 | 11 | 11 | 33 | .303 | 15 | 23 | 6 | 0 | 2 | |
| 2 | 13 | 2 | 21 | .619 | 16 | 18 | 6 | 0 | 3 | |
| 3 | 13 | 11 | 59 | .220 | 13 | 22 | 11 | 0 | 3 | |
| Totals | 37 | 24 | 113 | .327 | 44 | 49 | 23 | 0 | 8 | |
| Team Attack By Set | | | | | | | | | | TOTAL TEAM BLOCKS: 0.0 |
| Set | K | E | TA | Pct | SA | SE | RE | BS | BA | |
| 1 | 1 | 0 | 0 | .000 | 15 | 0 | 0 | 0 | 0 | |
| 2 | 1 | 0 | 0 | .000 | 11 | 0 | 0 | 0 | 0 | |
| 3 | 1 | 0 | 0 | .000 | 6 | 0 | 0 | 0 | 0 | |
| Totals | 3 | 0 | 0 | .000 | 32 | 0 | 0 | 0 | 0 | |

Match No. 18: Lindenwood 2, Calif. Baptist 3

| Lindenwood | | Attack | | Serve | | Block | | Pts | | |
|--------------------|----|--------|-----|-------|----|-------|----|-----|----|-------------------------|
| S | K | E | TA | Pct | SA | SE | RE | BS | BA | |
| Totals | 62 | 20 | 119 | .353 | 60 | 5 | 29 | 8 | 40 | |
| Team Attack By Set | | | | | | | | | | TOTAL TEAM BLOCKS: 14.3 |
| Set | K | E | TA | Pct | SA | SE | RE | BS | BA | |
| 1 | 14 | 4 | 27 | .370 | 16 | 26 | 6 | 0 | 2 | |
| 2 | 9 | 3 | 21 | .429 | 19 | 25 | 6 | 0 | 2 | |
| 3 | 19 | 13 | 71 | .268 | 25 | 4 | 17 | 0 | 12 | |
| Totals | 42 | 20 | 119 | .348 | 60 | 35 | 29 | 0 | 16 | |
| Team Attack By Set | | | | | | | | | | TOTAL TEAM BLOCKS: 0.0 |
| Set | K | E | TA | Pct | SA | SE | RE | BS | BA | |
| 1 | 0 | 0 | 0 | .000 | 15 | 0 | 0 | 0 | 0 | |
| 2 | 0 | 0 | 0 | .000 | 11 | 0 | 0 | 0 | 0 | |
| 3 | 0 | 0 | 0 | .000 | 6 | 0 | 0 | 0 | 0 | |
| Totals | 0 | 0 | 0 | .000 | 32 | 0 | 0 | 0 | 0 | |

2011 NAIA NATIONAL TOURNAMENT

#2 LINDENWOOD (2) VS. #5 WARNER (3)
(15-25, 26-24, 25-21, 21-25, 14-16)

#2 LINDENWOOD (3) VS. #4 PARK (0)
(25-15, 27-25, 25-21)

DAVENPORT, IA. - LEE LOHMAN ARENA

In its 11th appearance in the NAIA National Championship Tournament, the No. 2 Lindenwood men's volleyball team struggled to start the National Championship Tournament on a good note.

The first match was set to be the Lions against the Royals from Warner University. It was the first meeting between these two teams all season.

The first game was close the whole way, but the Royals went on a 10-3 run to close out the game to gain an early 1-0 lead on Lindenwood.

In the second set, the Lions jumped out to an early lead, but would lose it to Warner as they came back to tie the game at 10-10. From that point on, the teams went back and forth for the rest of the match. Warner eventually took a 24-21 lead and looked to be in control, but the Lions stormed back with five straight points behind JM Plummer's serving to steal the game.

By winning the third set, Lindenwood had the momentum as it jumped out to a 17-13 lead. However Warner proceeded to go on a 12-4 stretch and took a 2-1 lead in the match.

The Lions were not willing to give up as they started strong in the fourth set, and eventually held a 17-12 lead. Warner battled back and tied the game up 20-20 and was threatening to close out the Lions in the opening match. Former freshmen of the year Bradley Johnston, went on a crucial three-point serving streak to enable Lindenwood to send the match to a fifth set.

The Lions built a 12-8 advantage in the final set, but could not hold on to it. The Royals went on an 8-2 run to give Lindenwood the loss, 15-25, 26-24, 25-21, 21-25 and 14-16.

Johnston compiled 16 kills, while Mike Warren and Jack Mitchell each had 10. Mike Larson helped with 27 assists and Carson Grissinger added 22. Defensively, Luke Knowlson recorded seven blocks, while Mike Emerick had eight digs.

With this loss, the Lions needed a clean 3-0 sweep against Park in order to keep the hopes of taking first place in their pool. Lucky for them, the Lions were ready to play. Lindenwood came out swinging from the start in the second match.

Game one was tied at 3-3, when Lindenwood went on a 10-3 run to blow the set wide-open. The Lions cruised to a ten point victory from there.

The second set was tight the entire way, with the biggest lead coming when Park led 7-4 early. However being down 25-24, Lindenwood rattled off three straight points to take a 2-0 lead in the match.

In the final game, the last time Park saw the lead was at a 2-1 score. From that point, the Lions seized control of the game and stretched their lead to as many as six points as they coasted to a three-game sweep.

Leading Lindenwood's offensive charge was Johnston with 12 kills, and Plummer adding eight. Grissinger and Larson provided 18 and 16 assists, respectively. On the defensive side, Matt Schmack posted five blocks and Knowlson had fou, while Grissinger recorded a team-high six digs.



| Park University | | Attack | | | | Serve | | | Block | | | | | | | |
|-----------------|-----------------|--------|----|-----|--------|-------|----|----|-------|----|----|----|----|------|---|------|
| Set | K | E | TA | Pct | Ass | SA | SE | RE | Digs | BS | BA | BE | BH | Pts | | |
| 1 | Viricius Baigan | 3 | 0 | 0 | 0.000 | 3 | 0 | 0 | 0 | 6 | 0 | 0 | 0 | 0.0 | | |
| 3 | Jake Penolio | 3 | 12 | 1 | 16.688 | 0 | 0 | 0 | 0 | 2 | 1 | 1 | 0 | 13.5 | | |
| 6 | Luis Zepeda | 3 | 8 | 5 | 20.150 | 0 | 0 | 3 | 2 | 4 | 0 | 0 | 0 | 8.0 | | |
| 8 | Zak Penlio | 3 | 7 | 8 | 28.036 | 0 | 1 | 4 | 0 | 3 | 0 | 2 | 0 | 9.0 | | |
| 10 | Bosko Novovic | 3 | 5 | 1 | 11.364 | 0 | 0 | 3 | 0 | 2 | 0 | 2 | 0 | 6.0 | | |
| 16 | Rob Cordero | 3 | 1 | 0 | 2.500 | 32 | 0 | 1 | 0 | 4 | 0 | 1 | 0 | 1.5 | | |
| 2 | Raphael Vieira | 3 | 6 | 5 | 16.062 | 0 | 0 | 3 | 0 | 3 | 0 | 0 | 0 | 6.0 | | |
| 4 | Kalani Rose | 2 | 0 | 0 | 0.000 | 0 | 0 | 0 | 0 | 0 | 0 | 0 | 0 | 0.0 | | |
| 11 | Philip Heckmann | 3 | 0 | 0 | 0.000 | 4 | 0 | 0 | 0 | 0 | 0 | 0 | 0 | 0.0 | | |
| 13 | Corwin Roberts | 3 | 0 | 0 | 0.000 | 0 | 0 | 0 | 1 | 5 | 0 | 0 | 0 | 0.0 | | |
| Totals | | 3 | 39 | 20 | 93 | .204 | 39 | 1 | 14 | 3 | 29 | 1 | 6 | 0 | 1 | 44.0 |

| Team Attack By Set | | | | | TOTAL TEAM BLOCKS: 4.0 | | | | | |
|--------------------|----|---|----|------|------------------------|-----|---------------------|---------------------|--|--|
| Set | K | E | TA | Pct | Serve | SA | SE | RE | | |
| 1 | 10 | 7 | 25 | .120 | 13-25 | 51% | SET SCORES | | | |
| 2 | 17 | 8 | 41 | .220 | 15-26 | 57% | Park University (0) | | | |
| 3 | 12 | 5 | 27 | .259 | 17-25 | 68% | Lindenwood (3) | | | |
| | | | | | 45-76 | 69% | 15 25 21 0-1 Pool B | | | |
| | | | | | | | | 25 27 25 1-1 Pool B | | |

| Lindenwood | | Attack | | | | Serve | | | Block | | | | | | | |
|------------|-------------------|--------|----|-----|--------|-------|----|----|-------|----|----|----|----|------|---|------|
| Set | K | E | TA | Pct | Ass | SA | SE | RE | Digs | BS | BA | BE | BH | Pts | | |
| 7 | JM Plummer | 3 | 8 | 3 | 19.263 | 0 | 1 | 4 | 0 | 4 | 0 | 2 | 0 | 10.0 | | |
| 11 | Mike Larson | 3 | 0 | 0 | 0.000 | 16 | 1 | 3 | 0 | 3 | 0 | 0 | 0 | 1.0 | | |
| 12 | Luke Knowlson | 3 | 5 | 0 | 8.625 | 1 | 0 | 0 | 0 | 2 | 2 | 0 | 0 | 8.0 | | |
| 15 | Matt Schmack | 3 | 6 | 0 | 11.545 | 0 | 0 | 0 | 0 | 0 | 0 | 5 | 0 | 8.5 | | |
| 22 | Mike Warren | 3 | 3 | 1 | 11.182 | 0 | 0 | 0 | 0 | 1 | 1 | 0 | 0 | 4.0 | | |
| 23 | Bradley Johnston | 3 | 12 | 4 | 25.320 | 0 | 1 | 2 | 0 | 2 | 0 | 3 | 1 | 14.5 | | |
| 1 | Mike Emerick | 3 | 0 | 0 | 0.000 | 1 | 0 | 0 | 0 | 5 | 0 | 0 | 0 | 0.0 | | |
| 8 | Raphael Mattos | 3 | 0 | 0 | 0.000 | 0 | 0 | 1 | 0 | 2 | 0 | 0 | 0 | 0.0 | | |
| 9 | Carson Grissinger | 3 | 0 | 0 | 0.000 | 18 | 0 | 0 | 1 | 6 | 0 | 0 | 0 | 0.0 | | |
| 10 | Jack Mitchell | 3 | 4 | 1 | 6.500 | 0 | 0 | 0 | 0 | 4 | 1 | 2 | 0 | 6.0 | | |
| 21 | Jon Wong | 3 | 0 | 0 | 0.000 | 0 | 0 | 1 | 0 | 0 | 0 | 0 | 0 | 0.0 | | |
| Totals | | 3 | 38 | 9 | 80 | .363 | 36 | 3 | 11 | 1 | 27 | 4 | 14 | 1 | 0 | 52.0 |

| Team Attack By Set | | | | | TOTAL TEAM BLOCKS: 11.0 | | | | |
|--------------------|----|---|----|------|-------------------------|-----|---|----|--|
| Set | K | E | TA | Pct | Serve | SA | SE | RE | |
| 1 | 14 | 1 | 19 | .684 | 13-15 | 86% | Site: Davenport, Iowa (Lee Lohman Arena) | | |
| 2 | 11 | 3 | 33 | .171 | 16-26 | 61% | Date: Apr 14, 2011 Attend: Time: 1:25 | | |
| 3 | 13 | 3 | 26 | .385 | 17-21 | 80% | Referees: | | |
| | | | | | 46-62 | 74% | Pool play match in 2011 Tachikara NAIA National Invitational Tournament | | |

| | 1 | 2 | 3 | Total |
|-------------|---|----|---|-------|
| Tie scores | 3 | 16 | 4 | 23 |
| Lead change | 0 | 9 | 1 | 10 |





2011 NAIA NATIONAL TOURNAMENT SEMI-FINALS #2 LINDENWOOD (2) VS. #3 ST. AMBROSE (3) (22-25, 25-23, 19-25, 25-19, 13-15) DAVENPORT, IA. - LEE LOHMAN ARENA

After a stellar performance against the Pirates from Park, all the Lions had to do was beat last years runner-up and rival St. Ambrose. Previously in the season, the Lions defeated the Bees in a five set match swaying in the Lions favor. However the second time around the Lions saw its season come to an end. On Friday, April 15 Lindenwood fell to St. Ambrose in the semifinals of the NAIA Men's Volleyball National Invitational Tournament. The Lions fought the Bees tough the whole way, losing by two points in the fifth set. St. Ambrose won with scores of 25-22, 23-25, 25-19, 19-25, 15-13.

The first set was very close and the Lions were up 20-19 late in the game. The Bees then proceeded to win five straight points and hang on for a three-point victory and put Lindenwood in a 1-0 hole.

Game two was tight as well, but the Lions never trailed during the entire set. With the game tied at 19-19, Lindenwood went on an important four-point run to establish control and held-off the Bees to tie the match at 1-1.

St. Ambrose took a 2-1 lead after the third game, as it managed to separate itself from the Lions, going on a 8-1 stretch midway through the set. Lindenwood attempted a comeback but came up short, falling by six points. In game four, the Lions went on an 8-2 run to jump out to a comfortable lead, and ended up winning the set by six points.

The fifth and final set was back-and-forth, just like the entire match, and the teams were knotted up at 10-10. After the Bees built a 14-12 lead, Lindenwood staved off one match point, but couldn't do it twice, falling 15-13.

The Lions were led offensively by Bradley Johnston and Mike Warren, who both had 13 kills. Mike Larson assisted on 27 points, and Carson Grissinger added 23. On defense, Mike Emerick had a team-high 11 digs for Lindenwood, and Luke Knowlson led with eight total blocks.

Lindenwood finished the season with a 24-10 overall record, after going 10-2 in conference play.

| #2 Lindenwood | | | | | | | | | | | | | | | |
|---------------------|---|----|----|-----|-------|-----|----|----|----|------|----|----|----|----|------|
| | S | K | E | TA | Pct | Ass | SA | SE | RE | Digs | BS | BA | BE | BH | Pts |
| 7 JM Hummer | 5 | 6 | 4 | 23 | .087 | 0 | 0 | 2 | 0 | 6 | 1 | 4 | 0 | 0 | 9.0 |
| 11 Mike Larson | 5 | 0 | 0 | 0 | .000 | 27 | 0 | 4 | 0 | 3 | 0 | 0 | 0 | 0 | 0.0 |
| 12 Luke Knowlson | 5 | 3 | 3 | 7 | .000 | 0 | 0 | 0 | 0 | 1 | 7 | 0 | 0 | 0 | 7.5 |
| 15 Matt Schmack | 3 | 6 | 2 | 10 | .400 | 0 | 0 | 0 | 0 | 0 | 0 | 5 | 1 | 0 | 8.5 |
| 22 Mike Warren | 5 | 13 | 6 | 31 | .226 | 0 | 0 | 0 | 0 | 1 | 5 | 0 | 0 | 0 | 16.5 |
| 23 Bradley Johnston | 5 | 13 | 8 | 34 | .147 | 1 | 0 | 4 | 1 | 6 | 0 | 3 | 0 | 0 | 14.5 |
| 1 Mike Emerick | 5 | 0 | 0 | 0 | .000 | 0 | 0 | 0 | 0 | 11 | 0 | 0 | 0 | 0 | 0.0 |
| 4 Taylor Morrill | 1 | 0 | 0 | 0 | .000 | 0 | 0 | 0 | 0 | 0 | 0 | 0 | 0 | 0 | 0.0 |
| 6 Rick Hess | 3 | 4 | 2 | 10 | .200 | 0 | 0 | 0 | 0 | 1 | 0 | 1 | 0 | 0 | 4.5 |
| 8 Raphael Mattos | 5 | 0 | 0 | 0 | .000 | 0 | 2 | 3 | 0 | 1 | 0 | 0 | 0 | 0 | 2.0 |
| 9 Carson Grissinger | 5 | 1 | 0 | 1 | 1.000 | 23 | 0 | 1 | 0 | 7 | 0 | 0 | 0 | 0 | 1.0 |
| 10 Jack Mitchell | 5 | 4 | 6 | 18 | -.111 | 1 | 0 | 0 | 0 | 3 | 0 | 1 | 0 | 0 | 4.5 |
| 20 Zach Besquette | 3 | 4 | 0 | 7 | .571 | 0 | 0 | 0 | 0 | 0 | 0 | 0 | 0 | 0 | 4.0 |
| 21 Jon Wong | 5 | 0 | 0 | 0 | .000 | 1 | 0 | 0 | 0 | 0 | 1 | 0 | 0 | 0 | 0.0 |
| Totals | 5 | 54 | 31 | 141 | .163 | 53 | 2 | 14 | 1 | 39 | 3 | 26 | 1 | 0 | 72.0 |

| Team Attack By Set | | | | | | | TOTAL TEAM BLOCKS: 16.0 | | | | | | |
|--------------------|----|---|----|------|--------|-----|-------------------------|---|---|---|---|-----------------|----------------------|
| Set | K | E | TA | Pct | Sidout | Pct | 1 | 2 | 3 | 4 | 5 | Team | Opposite |
| 1 | 13 | 8 | 31 | .161 | 15-24 | 62% | | | | | | Lindenwood (2) | 22 25 19 25 13 24-10 |
| 2 | 9 | 6 | 31 | .097 | 14-24 | 58% | | | | | | St. Ambrose (3) | 25 23 25 19 15 |
| 3 | 13 | 7 | 30 | .200 | 13-24 | 54% | | | | | | | |
| 4 | 10 | 7 | 28 | .107 | 13-20 | 64% | | | | | | | |
| 5 | 9 | 3 | 21 | .286 | 10-15 | 66% | | | | | | | |
| | | | | | 68-107 | 60% | | | | | | | |

| #3 St. Ambrose | | | | | | | | | | | | | | | |
|-------------------|---|----|----|-----|-------|-----|----|----|----|------|----|----|----|----|------|
| | S | K | E | TA | Pct | Ass | SA | SE | RE | Digs | BS | BA | BE | BH | Pts |
| 6 Neuner, Michael | 5 | 1 | 0 | 3 | .333 | 53 | 0 | 1 | 0 | 4 | 0 | 1 | 0 | 1 | 1.5 |
| 7 Grove, Hayden | 5 | 23 | 8 | 40 | .375 | 2 | 0 | 4 | 0 | 1 | 0 | 2 | 0 | 0 | 24.0 |
| 11 Schwetz, Kyle | 5 | 5 | 2 | 14 | .214 | 0 | 1 | 3 | 0 | 3 | 0 | 7 | 0 | 0 | 9.5 |
| 12 Dowjotas, Dan | 5 | 17 | 11 | 42 | .143 | 1 | 0 | 2 | 1 | 9 | 1 | 3 | 0 | 0 | 19.5 |
| 18 Condon, Kyle | 5 | 12 | 4 | 28 | .286 | 0 | 2 | 1 | 1 | 11 | 0 | 4 | 0 | 0 | 14.0 |
| 24 Suvada, David | 5 | 2 | 3 | 10 | -.100 | 0 | 0 | 0 | 0 | 1 | 2 | 4 | 0 | 0 | 6.0 |
| 1 Cahillo, Miguel | 5 | 0 | 0 | 0 | .000 | 0 | 0 | 0 | 0 | 9 | 0 | 0 | 0 | 0 | 0.0 |
| 9 Brahm, Matt | 5 | 0 | 0 | 0 | .000 | 0 | 0 | 4 | 0 | 6 | 0 | 0 | 0 | 0 | 0.0 |
| 10 Manthei, Scott | 5 | 1 | 2 | 5 | -.200 | 0 | 0 | 0 | 0 | 2 | 0 | 1 | 0 | 0 | 1.5 |
| 22 Piper, Ryan | 5 | 0 | 0 | 0 | .000 | 3 | 0 | 0 | 0 | 4 | 0 | 0 | 0 | 0 | 0.0 |
| Totals | 5 | 61 | 30 | 142 | .218 | 59 | 1 | 16 | 2 | 50 | 3 | 22 | 0 | 1 | 76.0 |

| Team Attack By Set | | | | | | | TOTAL TEAM BLOCKS: 14.0 | | | | | | |
|--------------------|----|---|----|------|--------|-----|-------------------------|---|---|---|---|------|----------|
| Set | K | E | TA | Pct | Sidout | Pct | 1 | 2 | 3 | 4 | 5 | Team | Opposite |
| 1 | 16 | 7 | 32 | .281 | 16-23 | 69% | | | | | | | |
| 2 | 9 | 9 | 28 | .000 | 13-24 | 54% | | | | | | | |
| 3 | 15 | 4 | 29 | .379 | 14-20 | 69% | | | | | | | |
| 4 | 10 | 6 | 31 | .065 | 12-24 | 50% | | | | | | | |
| 5 | 11 | 2 | 22 | .409 | 10-13 | 76% | | | | | | | |
| | | | | | 68-104 | 62% | | | | | | | |

Site: Davenport, Iowa (Lee Lohman Arena)
Date: Apr 15, 2011 Attend: Time: 2:15
Referees:
Semifinal match of the 2011 Tachikara NAIA National Invitational Tournament... St. Ambrose advances to face California Baptist in the championship match at 7 p.m. Saturday

| | 1 | 2 | 3 | 4 | 5 | Total |
|-------------|----|---|---|---|---|-------|
| Tie scores | 11 | 9 | 5 | 4 | 6 | 35 |
| Lead change | 4 | 2 | 2 | 0 | 3 | 11 |



2011 OVERALL STATISTICS

| Rk | Player | Attack | | | | | Set | | | Serve | | | Dig | | | Blocking | | | | | Points | |
|------------------|-------------------|------------|-------------|--------------|------------|-------------|-------------|-------------|--------------|------------|------------|-------------|------------|-------------|-------------|------------|------------|--------------|-------------|-----------|-----------|---------------|
| | | sp | k | bk | a | ca | pa | a | sa | ca | sa | ca | a | sa | ca | bk | bk | total | bk | ca | | bk |
| 1 | Mike Emrick | 125 | 3 | 0.02 | 1 | 0 | 258 | 49 | 0.39 | 1 | 0 | 0.01 | 35 | 284 | 2.27 | 0 | 0 | 0 | 0.00 | 0 | 0 | 4.8 |
| 2 | Corey Buehler | 42 | 0 | 0.00 | 2 | 7 | -286 | 3 | 0.07 | 0 | 1 | 0.00 | 1 | 45 | 1.07 | 0 | 0 | 0 | 0.00 | 0 | 0 | 0.0 |
| 3 | Tina Schmidt | 3 | 1 | 0.33 | 0 | 1 | 1.000 | 0 | 0.00 | 0 | 2 | 0.00 | 0 | 1 | 0.33 | 0 | 0 | 0 | 0.00 | 0 | 0 | 1.8 |
| 4 | Taylor Morrill | 56 | 70 | 1.25 | 39 | 183 | .169 | 2 | 0.04 | 7 | 15 | 0.12 | 4 | 31 | 0.55 | 3 | 22 | 25 | 0.45 | 0 | 0 | 91.0 |
| 5 | Tina Huizinga | 26 | 20 | 0.77 | 7 | 41 | .317 | 2 | 0.08 | 3 | 4 | 0.12 | 1 | 0 | 0.31 | 1 | 3 | 4 | 0.15 | 1 | 0 | 25.5 |
| 6 | Rick Hess | 52 | 77 | 1.48 | 31 | 161 | .286 | 3 | 0.06 | 0 | 2 | 0.00 | 0 | 10 | 0.19 | 6 | 42 | 48 | 0.92 | 1 | 0 | 104.0 |
| 7 | JM Plummer | 115 | 254 | 2.21 | 107 | 658 | .223 | 79 | 0.17 | 17 | 58 | 0.15 | 28 | 158 | 1.38 | 8 | 51 | 59 | 0.51 | 2 | 1 | 304.5 |
| 8 | Raphael Mattos | 86 | 11 | 0.13 | 7 | 31 | .129 | 3 | 0.03 | 12 | 25 | 0.14 | 2 | 28 | 0.33 | 0 | 2 | 2 | 0.02 | 0 | 0 | 24.0 |
| 9 | Carson Grissinger | 126 | 9 | 0.07 | 0 | 16 | .582 | 284 | 4.16 | 17 | 24 | 0.13 | 1 | 133 | 1.85 | 0 | 1 | 1 | 0.01 | 0 | 5 | 26.5 |
| 10 | Jack Mitchell | 124 | 157 | 1.27 | 77 | 345 | .232 | 10 | 0.08 | 0 | 1 | 0.00 | 0 | 41 | 0.33 | 16 | 52 | 68 | 0.55 | 3 | 1 | 199.0 |
| 11 | Mike Larson | 137 | 4 | 0.03 | 3 | 15 | .867 | 857 | 6.26 | 33 | 71 | 0.24 | 0 | 144 | 1.85 | 1 | 6 | 7 | 0.05 | 0 | 1 | 41.8 |
| 12 | Luke Knowlson | 88 | 90 | 1.02 | 47 | 225 | .191 | 1 | 0.01 | 0 | 4 | 0.00 | 1 | 8 | 0.09 | 28 | 88 | 116 | 1.32 | 6 | 1 | 162.0 |
| 15 | Mark Schneider | 122 | 206 | 1.69 | 38 | 424 | .295 | 6 | 0.05 | 3 | 9 | 0.02 | 2 | 35 | 0.29 | 14 | 127 | 141 | 1.16 | 6 | 0 | 286.5 |
| 16 | Siwicki, Scott | 3 | 2 | 0.67 | 1 | 4 | .250 | 0 | 0.00 | 0 | 3 | 0.00 | 0 | 0 | 0.00 | 0 | 3 | 3 | 1.00 | 2 | 0 | 3.5 |
| 20 | Zack Bequette | 9 | 11 | 1.22 | 2 | 21 | .429 | 0 | 0.00 | 0 | 0 | 0.00 | 0 | 0 | 0.00 | 0 | 2 | 2 | 0.22 | 0 | 0 | 12.8 |
| 21 | Jon Wong | 104 | 0 | 0.00 | 0 | 1 | .000 | 5 | 0.05 | 6 | 9 | 0.06 | 0 | 35 | 0.34 | 0 | 0 | 0 | 0.00 | 0 | 0 | 6.0 |
| 22 | Mike Warner | 129 | 345 | 2.67 | 85 | 787 | .368 | 78 | 0.14 | 1 | 12 | 0.01 | 0 | 78 | 0.54 | 22 | 98 | 115 | 0.89 | 9 | 1 | 414.5 |
| 23 | Bradley Johnston | 105 | 325 | 3.10 | 152 | 693 | .250 | 19 | 0.18 | 43 | 86 | 0.41 | 24 | 179 | 1.70 | 13 | 42 | 55 | 0.52 | 10 | 0 | 402.0 |
| LINDBERGH | | 130 | 1585 | 12.19 | 589 | 3541 | .278 | 1521 | 11.70 | 143 | 327 | 1.10 | 107 | 1211 | 9.32 | 112 | 534 | 379.0 | 2.92 | 40 | 18 | 2707.8 |

| Team Statistics | LU | OPP |
|-------------------------|-------|-----|
| ATTACK | | |
| Kills | 1585 | - |
| Errors | 589 | - |
| Total Attacks | 3541 | - |
| Attack Pct | .278 | - |
| Kills/Set | 12.2 | - |
| SET | | |
| Assists | 1521 | - |
| Attempts | 3334 | - |
| Assist Pct | .456 | - |
| Assists/Set | 11.7 | - |
| SERVE | | |
| Aces | 143 | - |
| Errors | 327 | - |
| Attempts | 2943 | - |
| Serve Pct | .889 | - |
| Aces/Set | 1.1 | - |
| SERVE RECEPTIONS | | |
| Errors | 107 | - |
| Errors/Set | 0.8 | - |
| Attempts | 2227 | - |
| Reception Pct | .952 | - |
| DEFENSE | | |
| Digs | 1211 | - |
| Digs/Set | 9.3 | - |
| BLOCKING | | |
| Block Solo | 112 | - |
| Block Assist | 534 | - |
| Total Blocks | 379.0 | - |
| Blocks/Set | 2.9 | - |
| Block Errors | 48 | - |
| Ball handling errors | 10 | - |
| ATTENDANCE | | |
| Total | 1172 | - |
| Dates/Avg Per Date | 12/98 | - |
| Neutral site #/Avg | 7/3 | - |
| Current win streak | 0 | - |
| Home win streak | 12 | - |

| Date | Opponent | Score | Score by set | Att. |
|---------|--------------------------|-------|-----------------------------------|------|
| Jan 07 | at Ball State | L 0-3 | 23-25, 25-27, 22-25 | 486 |
| Jan 14 | QUINCY | W 3-1 | 29-27, 15-25, 25-23, 25-17 | 380 |
| Jan 21 | at Lewis | L 0-3 | 19-25, 17-25, 19-25 | 529 |
| Jan 22 | at Loyola Chicago | L 1-3 | 25-23, 21-25, 13-25, 21-25 | 291 |
| *Jan 25 | at Missouri Valley | W 3-1 | 25-13, 25-15, 20-25, 25-18 | 0 |
| *Jan 28 | at #6 Park | L 2-3 | 25-19, 20-28, 24-25, 25-22, 9-15 | 438 |
| *Jan 29 | at Graceland | L 1-3 | 24-26, 25-19, 22-25, 24-25 | 0 |
| Feb 07 | ST. JOVIER | W 3-0 | 25-15, 25-12, 25-16 | 50 |
| Feb 07 | HOPE INTERNATIONAL | W 3-0 | 26-24, 25-16, 25-18 | 50 |
| Feb 07 | CLARKE | W 3-0 | 25-19, 25-20, 37-35 | 50 |
| Feb 07 | ST. AMBROSE | W 3-2 | 25-14, 25-18, 23-25, 17-25, 15-9 | 50 |
| *Feb 08 | HANBIBAL LAGRANGE | W 3-0 | 25-21, 25-15, 25-15 | 63 |
| Feb 12 | vs Sierra Heights Univ. | W 3-0 | 25-12, 25-16, 25-13 | 23 |
| Feb 12 | at Slitch | W 3-0 | 25-18, 25-16, 25-13 | 89 |
| *Feb 15 | at Missouri Baptist | W 3-1 | 25-19, 20-25, 25-17, 25-18 | 45 |
| *Feb 20 | GRACELAND | W 3-2 | 19-25, 25-17, 25-21, 23-25, 15-9 | 55 |
| Feb 22 | at Grand Canyon | W 3-1 | 25-19, 18-25, 25-22, 25-18 | 129 |
| Feb 24 | at #1 California Baptist | L 2-3 | 23-25, 25-23, 25-23, 19-25, 10-15 | 175 |
| Feb 25 | at #1 California Baptist | L 2-3 | 21-25, 25-23, 25-11, 26-28, 12-15 | 275 |
| Feb 26 | at Hope International | W 3-1 | 25-14, 25-19, 23-25, 25-16 | 124 |
| *Mar 01 | MISSOURI BAPTIST | W 3-1 | 25-21, 35-31, 24-26, 25-16 | 380 |
| *Mar 05 | JOHNSON AND WALES | W 3-0 | 25-19, 25-18, 26-24 | 45 |
| *Mar 06 | JOHNSON AND WALES | W 3-0 | 25-19, 25-18, 25-28 | 180 |
| *Mar 08 | PARK | W 3-1 | 25-15, 24-26, 25-22, 25-28 | 55 |
| *Mar 09 | MISSOURI VALLEY | W 3-0 | 25-16, 25-16, 25-22 | 54 |
| Mar 18 | vs Clarke | L 1-3 | 22-25, 31-33, 25-28, 19-25 | 0 |
| Mar 19 | vs Missouri Valley | W 3-0 | 27-25, 25-28, 25-23 | 0 |
| *Mar 22 | at Hanibal-LaGrange | W 3-0 | 25-13, 25-20, 33-31 | 0 |
| Mar 24 | at Quincy | W 3-2 | 19-25, 25-19, 25-28, 20-25, 15-11 | 182 |
| Apr 01 | vs Graceland | W 3-1 | 25-21, 29-27, 21-25, 25-17 | 0 |
| Apr 02 | vs Park University | W 3-1 | 25-21, 23-25, 25-28, 25-19 | 0 |
| Apr 14 | vs Warner | L 2-3 | 16-25, 26-24, 21-25, 25-21, 14-16 | 0 |
| Apr 14 | vs Park University | W 3-0 | 25-15, 27-25, 25-21 | 0 |
| Apr 15 | at St. Ambrose | L 2-3 | 22-25, 25-23, 19-25, 25-19, 13-15 | 0 |

Record in 3-set matches: 12-2- Record in 4-set matches: 9-3- Record in 5-set matches: 3-5



2011 KILLS-ACES-DIGS-BLOCKS

| Opponent | Date | Score | 1 Ernst/Miller | 2 Kaufman/Curry | 3 Schmidt, Tim | 4 Marshall/Taylor | 5 Helding, Tim | 6 Hans, Mitch | 7 Pfeiffer, M | 8 Malina, Eugene | 9 Edwards, Car | 10 Mitchell, Jack | 11 Larson, Mike |
|-----------|--------|-------|-------------------|--------------------|-------------------|----------------------|-------------------|------------------|------------------|---------------------|-------------------|----------------------|--------------------|
| at BSU | Jan 07 | 0-3 L | 0-0-0-0 | DNP | DNP | DNP | 0-0-1-0 | 5-0-2-3 | 14-1-2-0 | DNP | 0-0-2-0 | DNP | 1-0-7-2 |
| QU | Jan 14 | 3-1 W | 0-0-9-0 | DNP | DNP | 0-0-1-0 | 0-0-0-0 | 3-0-1-2 | 8-0-8-2 | DNP | 1-0-6-0 | 4-0-1-1 | 0-3-8-0 |
| at LEWIS | Jan 21 | 0-3 L | 0-0-6-0 | DNP | DNP | 3-0-0-0 | 5-1-2-0 | 4-0-1-1 | 3-0-2-0 | 0-0-3-0 | 0-0-3-0 | 1-0-2-1 | 1-0-1-0 |
| at LUC | Jan 22 | 1-3 L | 0-0-8-0 | DNP | DNP | DNP | 2-0-0-0 | 8-0-0-3 | 4-0-2-1 | 0-0-0-0 | 0-0-1-0 | 1-0-0-0 | 0-2-3-2 |
| at MV | Jan 25 | 3-1 W | 0-0-16-0 | DNP | DNP | 2-0-0-1 | 1-0-0-1 | 12-0-2-2 | 7-0-6-1 | 0-1-2-1 | 1-0-6-0 | 3-0-0-2 | 0-1-3-0 |
| at PARK | Jan 28 | 2-3 L | 0-0-11-0 | DNP | DNP | 0-0-0-0 | 0-0-0-0 | 2-0-0-3 | 8-2-5-2 | 0-0-1-0 | 0-0-5-0 | 9-0-2-5 | 0-1-6-0 |
| at CU | Jan 29 | 1-3 L | 0-0-14-0 | DNP | DNP | 2-0-0-0 | DNP | DNP | 9-0-0-2 | 0-0-1-0 | 0-0-5-0 | 1-0-0-4 | 0-1-7-0 |
| STX | Feb 07 | 3-0 W | 1-0-4-0 | 0-0-1-0 | DNP | 2-1-3-0 | 5-0-1-1 | DNP | DNP | 2-0-3-0 | 0-3-5-0 | 4-0-1-2 | 0-0-7-0 |
| HI | Feb 07 | 3-0 W | 0-0-9-0 | DNP | DNP | DNP | DNP | 3-0-1-5 | 10-2-1-2 | 0-0-1-0 | 0-0-0-0 | 2-0-1-1 | 0-3-3-0 |
| CU | Feb 07 | 3-0 W | 0-0-9-0 | DNP | DNP | DNP | DNP | 3-0-1-5 | 10-2-1-2 | 0-0-1-0 | 0-0-0-0 | 2-0-1-1 | 0-3-3-0 |
| STA | Feb 07 | 3-2 W | 0-0-3-0 | DNP | DNP | DNP | 1-0-0-0 | 7-0-1-3 | 8-2-4-0 | 0-0-0-0 | 0-1-1-0 | 5-0-0-3 | 0-3-1-0 |
| HLG | Feb 08 | 3-0 W | 0-0-8-0 | DNP | 0-0-1-0 | DNP | 0-0-0-0 | 2-0-0-8 | 6-1-4-2 | 0-1-0-0 | 0-0-5-0 | 7-0-1-5 | 0-0-5-0 |
| vs SHU | Feb 12 | 3-0 W | 0-0-6-0 | 0-0-2-0 | 1-0-0-0 | 7-2-2-2 | DNP | DNP | DNP | 7-0-7-1 | 0-0-5-0 | 6-0-0-2 | 0-2-4-0 |
| at CSU | Feb 12 | 3-0 W | 0-0-12-0 | 0-0-1-0 | DNP | 7-0-2-3 | DNP | DNP | DNP | 1-1-5-0 | 4-0-0-2 | 0-1-6-0 | 0-2-0-0 |
| at MBU | Feb 15 | 3-1 W | 0-0-8-0 | 0-0-0-0 | DNP | DNP | DNP | 5-0-0-1 | 10-0-6-4 | DNP | 2-0-3-0 | 0-0-0-2 | 0-2-0-0 |
| GU | Feb 20 | 3-2 W | 0-0-12-0 | 0-0-2-0 | DNP | 6-0-0-1 | DNP | DNP | 5-0-1-0 | DNP | 0-1-4-0 | 8-0-3-3 | 0-1-4-0 |
| at GCU | Feb 22 | 3-1 W | 0-0-9-0 | DNP | DNP | 1-0-0-0 | DNP | DNP | 8-0-5-1 | DNP | 0-1-0-0 | 2-0-1-1 | 0-0-6-1 |
| at CBU | Feb 24 | 2-3 L | 0-1-13-0 | DNP | DNP | DNP | DNP | DNP | 8-2-8-0 | 0-2-2-0 | 0-1-1-0 | 4-0-2-0 | 0-0-6-0 |
| at CBU | Feb 25 | 2-3 L | 0-0-6-0 | DNP | DNP | 0-0-0-0 | DNP | DNP | 10-0-5-4 | 0-1-0-0 | 1-0-6-0 | 5-0-1-5 | 0-1-6-0 |
| at HIU | Feb 26 | 3-1 W | 0-0-13-0 | 0-0-0-0 | DNP | 0-0-2-0 | DNP | 7-0-0-3 | 8-1-9-3 | 0-0-0-0 | 0-0-3-0 | 5-0-2-2 | 0-1-3-0 |
| MBU | Mar 01 | 3-1 W | 0-0-12-0 | 0-0-3-0 | 0-0-0-0 | 1-0-2-3 | DNP | 0-0-0-4 | 9-1-0-4 | 0-0-1-0 | 1-0-5-0 | 5-0-0-3 | 0-0-1-0 |
| JWU | Mar 05 | 3-0 W | 1-0-2-0 | 0-0-5-0 | DNP | 4-1-1-3 | DNP | DNP | 12-1-3-1 | 1-1-0-0 | 0-0-6-0 | 5-0-2-2 | 0-1-6-0 |
| JWU | Mar 06 | 3-0 W | 0-0-5-0 | DNP | DNP | 7-1-4-2 | DNP | 2-0-1-3 | 11-1-6-1 | 0-1-1-0 | 0-1-4-0 | 4-0-1-4 | 0-0-2-0 |
| PARK | Mar 08 | 3-1 W | 0-0-6-0 | DNP | DNP | DNP | DNP | DNP | 10-0-7-1 | 0-0-0-0 | 0-0-6-0 | 4-0-1-0 | 1-1-3-0 |
| MV | Mar 08 | 3-0 W | 0-0-9-0 | DNP | DNP | DNP | DNP | DNP | 8-0-6-2 | 0-0-0-0 | 0-1-6-0 | 5-0-2-3 | 0-1-5-0 |
| vs CU | Mar 18 | 1-3 L | 0-0-8-0 | 0-0-11-0 | DNP | 10-0-1-0 | 0-0-0-0 | DNP | 12-0-7-3 | 0-0-1-0 | 0-0-1-0 | 0-0-0-1 | 1-0-12-0 |
| vs MV | Mar 19 | 3-0 W | 1-0-14-0 | 0-0-5-0 | DNP | 1-1-0-1 | 0-2-1-0 | 4-0-0-2 | 6-1-5-2 | 0-0-0-0 | 0-0-5-0 | 0-0-1-3 | 0-1-1-0 |
| at HLG | Mar 22 | 3-0 W | 0-0-9-0 | 0-0-3-0 | DNP | DNP | 6-0-3-2 | 2-0-0-1 | 11-0-5-3 | 0-1-0-0 | 0-1-0-0 | 6-0-1-3 | 0-0-3-0 |
| at CU | Mar 24 | 3-2 W | DNP | 0-0-12-0 | DNP | 10-1-11-5 | 0-0-0-0 | 0-0-0-0 | 13-0-5-1 | DNP | 1-1-6-1 | 7-0-2-1 | 0-0-7-2 |
| vs GU | Apr 01 | 3-1 W | 0-0-9-0 | 0-0-0-0 | DNP | DNP | DNP | DNP | 11-0-7-2 | 0-0-0-0 | 0-2-4-0 | 3-0-2-1 | 0-2-3-0 |
| vs PARK | Apr 02 | 3-1 W | 0-0-5-0 | DNP | DNP | DNP | DNP | DNP | 7-0-6-3 | 0-0-1-0 | 0-2-2-0 | 7-0-2-1 | 0-2-1-0 |
| vs WU | Apr 14 | 2-3 L | 0-0-8-0 | DNP | DNP | DNP | DNP | DNP | 4-1-4-5 | 1-0-0-0 | 0-0-4-0 | 10-0-2-1 | 0-0-5-0 |
| vs PARK | Apr 14 | 3-0 W | 0-0-5-0 | DNP | DNP | DNP | DNP | DNP | 8-1-4-2 | 0-0-2-0 | 0-0-6-0 | 4-0-4-3 | 0-1-3-0 |
| at SAUMVB | Apr 15 | 2-3 L | 0-0-11-0 | DNP | DNP | 0-0-0-0 | DNP | 4-0-1-1 | 6-0-6-5 | 0-2-1-0 | 1-0-7-0 | 4-0-3-1 | 0-0-3-0 |

| Opponent | Date | Score | 12 Krohn, Jack | 13 Schwarz, Matt | 14 Sticht, Scott | 15 Bergs, Zach | 16 Willing, Jon | 17 Werns, Mike | 18 Johnson, Brad |
|-----------|--------|-------|-------------------|---------------------|---------------------|-------------------|--------------------|-------------------|---------------------|
| at BSU | Jan 07 | 0-3 L | DNP | 6-0-3-2 | DNP | DNP | DNP | 9-0-13-2 | 4-1-12-1 |
| QU | Jan 14 | 3-1 W | DNP | 2-0-1-8 | DNP | 1-0-0-0 | 0-0-0-0 | 12-0-1-4 | 15-2-8-1 |
| at LEWIS | Jan 21 | 0-3 L | DNP | 3-0-1-2 | DNP | DNP | DNP | 6-0-2-1 | 6-0-2-0 |
| at LUC | Jan 22 | 1-3 L | DNP | 6-1-2-3 | DNP | DNP | 0-0-0-0 | 20-0-2-2 | 9-1-4-1 |
| at MV | Jan 25 | 3-1 W | DNP | 3-0-1-8 | DNP | 1-0-0-0 | 0-0-4-0 | 14-0-1-3 | 9-0-11-3 |
| at PARK | Jan 28 | 2-3 L | 4-0-0-2 | 6-0-2-7 | DNP | DNP | 0-0-0-0 | 23-0-2-5 | 14-0-12-2 |
| at CU | Jan 29 | 1-3 L | 2-0-0-0 | 7-0-1-5 | DNP | DNP | 0-0-5-0 | 13-0-2-4 | 10-2-0-3 |
| STX | Feb 07 | 3-0 W | 1-0-0-0 | 4-0-0-5 | DNP | 1-0-0-1 | 0-1-0-0 | 10-0-2-3 | 9-3-7-2 |
| HI | Feb 07 | 3-0 W | DNP | 7-0-0-5 | DNP | DNP | 0-0-1-0 | 14-0-1-3 | 11-1-10-2 |
| CU | Feb 07 | 3-0 W | DNP | 8-0-0-3 | DNP | DNP | 0-1-1-0 | 7-0-0-4 | 11-1-8-3 |
| STA | Feb 07 | 3-2 W | 0-0-0-0 | 5-0-0-6 | DNP | DNP | 0-0-3-0 | 11-0-0-5 | 15-3-6-3 |
| HLG | Feb 08 | 3-0 W | 1-0-0-0 | 3-0-0-1 | DNP | 1-0-0-1 | 0-0-1-0 | 4-0-2-5 | 11-5-0-1 |
| vs SHU | Feb 12 | 3-0 W | 3-0-0-1 | 3-0-0-1 | 2-0-0-3 | 3-0-0-0 | 0-1-0-0 | 6-0-0-4 | 1-1-1-1 |
| at CSU | Feb 12 | 3-0 W | 2-0-0-7 | 4-1-1-1 | DNP | DNP | 0-0-0-0 | 12-0-0-5 | 12-3-8-0 |
| at MBU | Feb 15 | 3-1 W | DNP | 7-0-1-9 | DNP | DNP | 0-0-2-0 | 5-0-1-4 | 11-2-7-6 |
| GU | Feb 20 | 3-2 W | 8-0-0-7 | 6-0-3-2 | DNP | DNP | 0-0-0-0 | 7-0-1-1 | 14-5-10-4 |
| at GCU | Feb 22 | 3-1 W | 6-0-0-2 | 7-1-4-4 | DNP | DNP | 0-1-0-0 | 12-0-6-4 | 16-1-7-1 |
| at CBU | Feb 24 | 2-3 L | 3-0-0-3 | 6-0-1-4 | DNP | DNP | 0-0-1-0 | 12-0-2-4 | 12-2-4-3 |
| at CBU | Feb 25 | 2-3 L | 7-0-0-0 | 8-0-1-4 | DNP | DNP | 0-0-0-0 | 8-0-3-4 | 20-3-0-0 |
| at HIU | Feb 26 | 3-1 W | 6-0-1-6 | 2-0-0-1 | DNP | DNP | 0-0-0-0 | 11-0-3-2 | 18-0-8-3 |
| MBU | Mar 01 | 3-1 W | 7-0-0-3 | 9-0-0-6 | DNP | DNP | 0-1-3-0 | 11-0-0-4 | 4-1-6-2 |
| JWU | Mar 05 | 3-0 W | 4-0-0-4 | 6-0-0-4 | DNP | DNP | 0-0-1-0 | 8-0-2-2 | DNP |
| JWU | Mar 06 | 3-0 W | 1-0-0-7 | 4-0-2-4 | DNP | DNP | 0-0-2-0 | 3-0-0-4 | DNP |
| PARK | Mar 08 | 3-1 W | 4-0-0-4 | 6-0-1-8 | DNP | DNP | 0-1-1-0 | 10-0-2-6 | 14-1-8-4 |
| MV | Mar 08 | 3-0 W | 3-0-0-7 | 2-0-1-2 | DNP | DNP | 0-0-0-0 | 10-0-3-2 | 9-0-6-2 |
| vs CU | Mar 18 | 1-3 L | 5-0-1-1 | 11-0-1-8 | DNP | DNP | 0-0-2-0 | 13-0-8-6 | DNP |
| vs MV | Mar 19 | 3-0 W | 3-0-1-1 | 12-0-1-2 | DNP | DNP | 0-0-0-0 | 9-0-0-0 | DNP |
| at HLG | Mar 22 | 3-0 W | 0-0-1-4 | 9-0-1-7 | DNP | DNP | 0-0-0-0 | 7-0-4-3 | DNP |
| at CU | Mar 24 | 3-2 W | 6-0-2-10 | 6-0-3-2 | DNP | DNP | DNP | 15-1-2-2 | DNP |
| vs GU | Apr 01 | 3-1 W | 1-0-0-5 | 8-0-2-1 | DNP | DNP | 0-0-2-0 | 8-0-2-1 | 19-0-6-0 |
| vs PARK | Apr 02 | 3-1 W | 1-0-1-7 | 10-0-1-4 | DNP | DNP | 0-0-4-0 | 9-0-2-5 | 10-3-0-1 |
| vs WU | Apr 14 | 2-3 L | 4-0-1-7 | 8-0-0-2 | DNP | DNP | 0-0-1-0 | 10-0-0-4 | 16-1-4-0 |
| vs PARK | Apr 14 | 3-0 W | 5-0-0-4 | 6-0-0-5 | DNP | DNP | 0-0-0-0 | 3-0-1-1 | 12-1-2-3 |
| at SAUMVB | Apr 15 | 2-3 L | 3-0-0-8 | 6-0-0-5 | DNP | DNP | 4-0-0-0 | 13-0-0-6 | 13-0-6-3 |

2011 LINDENWOOD MATCH HIGHS

ATTACK PERCENT (K-E-TA) minimum 12 kills

| | |
|-----------------|--|
| .647 (12- 1-17) | Rick Hess at Missouri Valley (Jan 25, 2011) |
| .588 (12- 2-17) | Matt Schmack vs Missouri Valley (Mar 19, 2011 in Parkville, Mo.) |
| .671 (14- 2-21) | Mike Warren at Missouri Valley (Jan 25, 2011) |
| .545 (14- 2-22) | Mike Warren vs Hope International (Feb 07, 2011) |
| .629 (20- 2-84) | Mike Warren at Loyola Chicago (Jan 22, 2011) |
| .500 (23- 3-40) | Mike Warren at Park (Jan 28, 2011) |
| .600 (12- 2-20) | Mike Warren at Stotch (Feb 12, 2011) |
| .500 (12- 2-20) | Bradley Johnston at Stritch (Feb 12, 2011) |
| .461 (18- 5-27) | Bradley Johnston at Hope International (Feb 26, 2011) |
| .400 (15- 3-30) | Mike Warren at Quincy (Mar 24, 2011) |

KILLS (K-E-TA)

| | |
|------------------|---|
| 28 (23- 3-40) 5s | Mike Warren at Park (Jan 28, 2011) |
| 20 (20- 8-34) 5s | Bradley Johnston at California Baptist (Feb 25, 2011) |
| 20 (20- 2-84) 4s | Mike Warren at Loyola Chicago (Jan 22, 2011) |
| 19 (19- 6-33) 4s | Bradley Johnston vs Graceland (Apr 01, 2011 in Hannibal, Mo.) |
| 18 (18- 5-27) 4s | Bradley Johnston at Hope International (Feb 26, 2011) |
| 16 (16-11-40) 5s | Bradley Johnston vs Warner (Apr 14, 2011 in Davenport, Iowa) |
| 16 (16- 8-29) 4s | Bradley Johnston at Grand Canyon (Feb 22, 2011) |
| 15 (15- 3-30) 5s | Mike Warren at Quincy (Mar 24, 2011) |
| 15 (15- 7-29) 5s | Bradley Johnston vs St. Ambrose (Feb 07, 2011) |
| 15 (15- 7-30) 4s | Bradley Johnston vs Quincy (Jan 14, 2011) |

KILLS 3-SETS (K-E-TA)

| | |
|---------------|---|
| 14 (14- 4-84) | JM Plummer at Ball State (Jan 07, 2011) |
| 14 (14- 2-22) | Mike Warren vs Hope International (Feb 07, 2011) |
| 12 (12- 2-20) | Bradley Johnston at Stotch (Feb 12, 2011) |
| 12 (12- 4-25) | Bradley Johnston vs Park University (Apr 14, 2011 in Davenport, Iowa) |
| 12 (12- 3-28) | JM Plummer vs Johnson and Wales (Mar 05, 2011) |

KILLS 4-SETS (K-E-TA)

| | |
|---------------|---|
| 20 (20- 2-84) | Mike Warren at Loyola Chicago (Jan 22, 2011) |
| 19 (19- 6-33) | Bradley Johnston vs Graceland (Apr 01, 2011 in Hannibal, Mo.) |
| 18 (18- 5-27) | Bradley Johnston at Hope International (Feb 26, 2011) |
| 16 (16- 8-29) | Bradley Johnston at Grand Canyon (Feb 22, 2011) |
| 15 (15- 7-80) | Bradley Johnston vs Quincy (Jan 14, 2011) |

KILLS 5-SETS (K-E-TA)

| | |
|---------------|--|
| 23 (23- 3-40) | Mike Warren at Park (Jan 28, 2011) |
| 20 (20- 8-34) | Bradley Johnston at California Baptist (Feb 25, 2011) |
| 16 (16-11-40) | Bradley Johnston vs Warner (Apr 14, 2011 in Davenport, Iowa) |
| 15 (15- 7-29) | Bradley Johnston vs St. Ambrose (Feb 07, 2011) |
| 15 (15- 3-80) | Mike Warren at Quincy (Mar 24, 2011) |

TOTAL ATTEMPTS (K-E-TA)

| | |
|------------------|--|
| 40 (23- 3-40) 5s | Mike Warren at Park (Jan 28, 2011) |
| 40 (16-11-40) 5s | Bradley Johnston vs Warner (Apr 14, 2011 in Davenport, Iowa) |
| 86 (13- 6-86) 4s | Mike Warren vs Clarke (Mar 18, 2011 in Parkville, Mo.) |
| 36 (12- 8-36) 5s | Bradley Johnston at California Baptist (Feb 24, 2011) |
| 34 (8- 4-84) 4s | JM Plummer vs Quincy (Jan 14, 2011) |
| 34 (14- 4-34) 3s | JM Plummer at Ball State (Jan 07, 2011) |
| 84 (20- 8-84) 5s | Bradley Johnston at California Baptist (Feb 25, 2011) |
| 34 (20- 2-34) 4s | Mike Warren at Loyola Chicago (Jan 22, 2011) |
| 84 (13- 8-84) 5s | Bradley Johnston at St. Ambrose (Apr 15, 2011) |
| 34 (10- 7-34) 5s | Taylor Morrill at Quincy (Mar 24, 2011) |

TOTAL ATTEMPTS 3-SETS (K-E-TA)

| | |
|---------------|---|
| 84 (14- 4-84) | JM Plummer at Ball State (Jan 07, 2011) |
| 25 (12- 4-25) | Bradley Johnston vs Park University (Apr 14, 2011 in Davenport, Iowa) |
| 24 (7- 8-24) | Taylor Morrill vs Hope International (Feb 07, 2011) |
| 24 (11- 6-24) | JM Plummer at Hannibal-LaGrange (Mar 22, 2011) |
| 24 (11- 6-24) | Bradley Johnston vs Clarke (Feb 07, 2011) |

TOTAL ATTEMPTS 4-SETS (K-E-TA)

| | |
|---------------|---|
| 86 (13- 6-86) | Mike Warren vs Clarke (Mar 18, 2011 in Parkville, Mo.) |
| 34 (20- 2-34) | Mike Warren at Loyola Chicago (Jan 22, 2011) |
| 34 (8- 4-84) | JM Plummer vs Quincy (Jan 14, 2011) |
| 33 (12- 5-33) | JM Plummer vs Clarke (Mar 18, 2011 in Parkville, Mo.) |
| 83 (19- 6-83) | Bradley Johnston vs Graceland (Apr 01, 2011 in Hannibal, Mo.) |

TOTAL ATTEMPTS 5-SETS (K-E-TA)

| | |
|---------------|--|
| 40 (16-11-40) | Bradley Johnston vs Warner (Apr 14, 2011 in Davenport, Iowa) |
| 40 (23- 3-40) | Mike Warren at Park (Jan 28, 2011) |
| 86 (12- 8-86) | Bradley Johnston at California Baptist (Feb 24, 2011) |
| 34 (10- 7-34) | Taylor Morrill at Quincy (Mar 24, 2011) |
| 84 (20- 8-84) | Bradley Johnston at California Baptist (Feb 25, 2011) |



2011 LINDENWOOD MATCH HIGHS

| | |
|----------------------|--|
| ASSISTS | |
| 60 (4s) | Mike Larson at Graceland (Jan 29, 2011) |
| 42 (4s) | Mike Larson at Loyola Chicago (Jan 22, 2011) |
| 42 (4s) | Mike Larson at Grand Canyon (Feb 22, 2011) |
| 40 (4s) | Mike Larson vs Clarke (Mar 18, 2011 in Parkville, Mo.) |
| 37 (6s) | Mike Larson at Park (Jan 26, 2011) |
| ASSISTS 3-SET | |
| 32 | Mike Larson at Ball State (Jan 07, 2011) |
| 28 | Mike Larson vs Hope International (Feb 07, 2011) |
| 23 | Mike Larson at Stritch (Feb 12, 2011) |
| 22 | Mike Larson vs Clarke (Feb 07, 2011) |
| 21 | Mike Larson vs Missouri Valley (Mar 19, 2011 in Parkville, Mo.) |
| ASSISTS 4-SET | |
| 60 | Mike Larson at Graceland (Jan 29, 2011) |
| 42 | Mike Larson at Loyola Chicago (Jan 22, 2011) |
| 42 | Mike Larson at Grand Canyon (Feb 22, 2011) |
| 40 | Mike Larson vs Clarke (Mar 18, 2011 in Parkville, Mo.) |
| 31 | Mike Larson at Hope International (Feb 26, 2011) |
| ASSISTS 5-SET | |
| 37 | Mike Larson at Park (Jan 26, 2011) |
| 31 | Mike Larson at Quincy (Mar 24, 2011) |
| 28 | Carson Grieshaber at California Baptist (Feb 25, 2011) |
| 27 | Mike Larson vs Warner (Apr 14, 2011 in Davenport, Iowa) |
| 27 | Mike Larson at St. Ambrose (Apr 15, 2011) |
| DIGS | |
| 16 (4s) | Mike Emerick at Missouri Valley (Jan 25, 2011) |
| 14 (3s) | Mike Emerick vs Missouri Valley (Mar 19, 2011 in Parkville, Mo.) |
| 14 (4s) | Mike Emerick at Graceland (Jan 29, 2011) |
| 13 (3s) | Mike Warren at Ball State (Jan 07, 2011) |
| 13 (6s) | Mike Emerick at California Baptist (Feb 24, 2011) |
| DIGS 3-SET | |
| 14 | Mike Emerick vs Missouri Valley (Mar 19, 2011 in Parkville, Mo.) |
| 13 | Mike Warren at Ball State (Jan 07, 2011) |
| 12 | Bradley Johnston at Ball State (Jan 07, 2011) |
| 12 | Mike Emerick at Stritch (Feb 12, 2011) |
| 10 | Bradley Johnston vs Hope International (Feb 07, 2011) |
| DIGS 4-SET | |
| 16 | Mike Emerick at Missouri Valley (Jan 25, 2011) |
| 14 | Mike Emerick at Graceland (Jan 29, 2011) |
| 13 | Mike Emerick at Hope International (Feb 26, 2011) |
| 12 | Mike Emerick vs Missouri Baptist (Mar 01, 2011) |
| 12 | Mike Larson vs Clarke (Mar 18, 2011 in Parkville, Mo.) |
| DIGS 5-SET | |
| 13 | Mike Emerick at California Baptist (Feb 24, 2011) |
| 12 | Corey Buehler at Quincy (Mar 24, 2011) |
| 12 | Bradley Johnston at Park (Jan 26, 2011) |
| 12 | Mike Emerick vs Graceland (Feb 20, 2011) |
| 11 | Mike Emerick at St. Ambrose (Apr 15, 2011) |
| ACE | |
| 5 | Bradley Johnston vs Hannibal-LaGrange (Feb 06, 2011) |
| 5 | Bradley Johnston vs Graceland (Feb 20, 2011) |
| 3 | Mike Larson vs Clarke (Feb 07, 2011) |
| 3 | Bradley Johnston vs St. Ambrose (Feb 07, 2011) |
| 3 | Bradley Johnston vs St. Xavier (Feb 07, 2011) |
| BLOCK (B3-BA) | |
| 10 (2- 8) | Luke Knowlson at Quincy (Mar 24, 2011) |
| 9 (1- 8) | Matt Schmack at Missouri Baptist (Feb 15, 2011) |
| 8 (2- 6) | Luke Knowlson at California Baptist (Feb 25, 2011) |
| 8 (1- 7) | Luke Knowlson at St. Ambrose (Apr 15, 2011) |
| 8 (1- 7) | Matt Schmack vs Clarke (Mar 18, 2011 in Parkville, Mo.) |
| 8 (1- 7) | Matt Schmack at Missouri Valley (Jan 25, 2011) |
| 8 (1- 7) | Matt Schmack vs Quincy (Jan 14, 2011) |
| 8 (1- 7) | Luke Knowlson at Graceland (Jan 29, 2011) |
| 8 (0- 8) | Rick Hees vs Hannibal-LaGrange (Feb 08, 2011) |
| 8 (0- 8) | Matt Schmack vs Park (Mar 08, 2011) |

2011 LINDENWOOD MATCH HIGHS

ATTACK PERCENT (K-E-TA)

| | |
|-------------------------|--|
| .500 (86- 5- 60) | vs Hannibal-LaGrange (Feb 08, 2011) |
| .462 (39- 9- 65) | vs Siena Heights Univ. (Feb 12, 2011 in Milwaukee, Wis.) |
| .425 (59-14-106) | at California Baptist (Feb 25, 2011) |
| .410 (57-14-105) | at Hope International (Feb 26, 2011) |
| .391 (89- 7- 84) | vs St. Xavier (Feb 07, 2011) |
| .364 (42-10- 88) | at Stritch (Feb 12, 2011) |
| .363 (88- 9- 80) | vs Park University (Apr 14, 2011 in Davenport, Iowa) |
| .354 (41-12- 82) | vs Johnson and Wales (Mar 05, 2011) |
| .327 (49-15-104) | vs Park (Mar 08, 2011) |
| .324 (66-22-136) | at Park (Jan 28, 2011) |

KILLS (K-E-TA)

| | |
|--------------------------|---|
| 66 (66-22-186) 5s | at Park (Jan 28, 2011) |
| 59 (59-14-106) 5s | at California Baptist (Feb 25, 2011) |
| 58 (58-27-141) 5s | at Quincy (Mar 24, 2011) |
| 57 (57-14-105) 4s | at Hope International (Feb 26, 2011) |
| 54 (54-31-141) 5s | at St. Ambrose (Apr 15, 2011) |
| 54 (54-20-117) 5s | vs Graceland (Feb 20, 2011) |
| 53 (53-19-107) 4s | at Missouri Valley (Jan 25, 2011) |
| 53 (53-27-134) 5s | vs Warner (Apr 14, 2011 in Davenport, Iowa) |
| 52 (52-22-189) 4s | vs Clarke (Mar 18, 2011 in Parkville, Mo.) |
| 52 (52-21-107) 4s | at Grand Canyon (Feb 22, 2011) |

KILLS 3-SETS (K-E-TA)

| | |
|-----------------------|---|
| 49 (49-16-104) | vs Hope International (Feb 07, 2011) |
| 44 (44-16- 96) | vs Missouri Valley (Mar 19, 2011 in Parkville, Mo.) |
| 42 (42-10- 88) | at Stritch (Feb 12, 2011) |
| 41 (41-17- 86) | vs Clarke (Feb 07, 2011) |
| 41 (41-19- 84) | at Hannibal-LaGrange (Mar 22, 2011) |

KILLS 4-SETS (K-E-TA)

| | |
|-----------------------|--|
| 57 (57-14-106) | at Hope International (Feb 26, 2011) |
| 53 (53-19-107) | at Missouri Valley (Jan 25, 2011) |
| 52 (52-22-189) | vs Clarke (Mar 18, 2011 in Parkville, Mo.) |
| 52 (52-21-107) | at Grand Canyon (Feb 22, 2011) |
| 50 (50-22-116) | vs Graceland (Apr 01, 2011 in Hannibal, Mo.) |

KILLS 5-SETS (K-E-TA)

| | |
|-----------------------|--------------------------------------|
| 66 (66-22-186) | at Park (Jan 28, 2011) |
| 59 (59-14-106) | at California Baptist (Feb 25, 2011) |
| 58 (58-27-141) | at Quincy (Mar 24, 2011) |
| 54 (54-20-117) | vs Graceland (Feb 20, 2011) |
| 54 (54-31-141) | at St. Ambrose (Apr 15, 2011) |

TOTAL ATTEMPTS (K-E-TA)

| | |
|---------------------------|---|
| 141 (58-27-141) 5s | at Quincy (Mar 24, 2011) |
| 141 (54-31-141) 5s | at St. Ambrose (Apr 15, 2011) |
| 136 (66-22-186) 5s | at Park (Jan 28, 2011) |
| 134 (53-27-134) 5s | vs Warner (Apr 14, 2011 in Davenport, Iowa) |
| 133 (44-26-139) 4s | at Graceland (Jan 29, 2011) |
| 133 (52-22-133) 4s | vs Clarke (Mar 18, 2011 in Parkville, Mo.) |
| 125 (46-23-129) 4s | vs Quincy (Jan 14, 2011) |
| 120 (52-22-120) 5s | vs St. Ambrose (Feb 07, 2011) |
| 119 (45-27-119) 5s | at California Baptist (Feb 24, 2011) |
| 117 (54-20-117) 5s | vs Graceland (Feb 20, 2011) |

TOTAL ATTEMPTS 3-SETS (K-E-TA)

| | |
|------------------------|---|
| 104 (49-16-104) | vs Hope International (Feb 07, 2011) |
| 103 (39-20-103) | at Ball State (Jan 07, 2011) |
| 96 (44-16- 96) | vs Missouri Valley (Mar 19, 2011 in Parkville, Mo.) |
| 88 (42-10- 88) | at Stritch (Feb 12, 2011) |
| 86 (41-17- 86) | vs Clarke (Feb 07, 2011) |

TOTAL ATTEMPTS 4-SETS (K-E-TA)

| | |
|------------------------|--|
| 133 (44-26-139) | at Graceland (Jan 29, 2011) |
| 133 (52-22-133) | vs Clarke (Mar 18, 2011 in Parkville, Mo.) |
| 125 (46-23-129) | vs Quincy (Jan 14, 2011) |
| 115 (50-22-115) | vs Graceland (Apr 01, 2011 in Hannibal, Mo.) |
| 111 (47-17-111) | vs Missouri Baptist (Mar 01, 2011) |

TOTAL ATTEMPTS 5-SETS (K-E-TA)

| | |
|------------------------|---|
| 141 (54-31-141) | at St. Ambrose (Apr 15, 2011) |
| 141 (58-27-141) | at Quincy (Mar 24, 2011) |
| 136 (66-22-186) | at Park (Jan 28, 2011) |
| 134 (53-27-134) | vs Warner (Apr 14, 2011 in Davenport, Iowa) |
| 126 (52-22-120) | vs St. Ambrose (Feb 07, 2011) |



2011 LINDENWOOD MATCH HIGHS

| | |
|---------|---|
| | <u>ASSISTS</u> |
| 83 (4e) | wt Graceland (Jan 29, 2011) |
| 63 (5s) | at Park (Jan 28, 2011) |
| 55 (4e) | wt Hope International (Feb 26, 2011) |
| 54 (5s) | at California Baptist (Feb 25, 2011) |
| 54 (6e) | vs Graceland (Feb 20, 2011) |
| | <u>ASSISTS 2-SET</u> |
| 47 | vs Hope International (Feb 07, 2011) |
| 40 | vs Missouri Valley (Mar 19, 2011 in Parkville, Mo.) |
| 39 | vs Missouri Valley (Mar 09, 2011) |
| 39 | vs Clarke (Feb 07, 2011) |
| 39 | wt Stritch (Feb 12, 2011) |
| | <u>ASSISTS 4-SET</u> |
| 83 | wt Graceland (Jan 29, 2011) |
| 55 | at Hope International (Feb 26, 2011) |
| 51 | vs Clarke (Mar 18, 2011 in Parkville, Mo.) |
| 49 | vs Graceland (Apr 01, 2011 in Hannibal, Mo.) |
| 48 | wt Grand Canyon (Feb 22, 2011) |
| | <u>ASSISTS 6-SET</u> |
| 63 | wt Park (Jan 28, 2011) |
| 54 | at California Baptist (Feb 25, 2011) |
| 54 | vs Graceland (Feb 20, 2011) |
| 53 | at St. Ambrose (Apr 15, 2011) |
| 52 | vs Warner (Apr 14, 2011 in Des Moines, Iowa) |
| | <u>DIGS</u> |
| 54 (6e) | wt Quincy (Mar 24, 2011) |
| 53 (4s) | vs Clarke (Mar 18, 2011 in Parkville, Mo.) |
| 52 (4e) | wt Missouri Valley (Jan 26, 2011) |
| 50 (3s) | at Ball State (Jan 07, 2011) |
| 46 (6e) | wt Park (Jan 28, 2011) |
| | <u>DIGS 2-SET</u> |
| 50 | wt Ball State (Jan 07, 2011) |
| 38 | vs Missouri Valley (Mar 09, 2011) |
| 35 | wt Stritch (Feb 12, 2011) |
| 34 | vs Missouri Valley (Mar 19, 2011 in Parkville, Mo.) |
| 34 | vs St. Xavier (Feb 07, 2011) |
| | <u>DIGS 4-SET</u> |
| 53 | vs Clarke (Mar 18, 2011 in Parkville, Mo.) |
| 52 | at Missouri Valley (Jan 25, 2011) |
| 44 | vs Quincy (Jan 14, 2011) |
| 44 | at Hope International (Feb 26, 2011) |
| 43 | wt Graceland (Jan 29, 2011) |
| | <u>DIGS 6-SET</u> |
| 54 | wt Quincy (Mar 24, 2011) |
| 46 | at Park (Jan 28, 2011) |
| 40 | vs Graceland (Feb 20, 2011) |
| 40 | at California Baptist (Feb 24, 2011) |
| 39 | wt St. Ambrose (Apr 15, 2011) |
| | <u>ACES</u> |
| 9 | vs St. Ambrose (Feb 07, 2011) |
| 8 | vs St. Xavier (Feb 07, 2011) |
| 8 | wt California Baptist (Feb 24, 2011) |
| 7 | vs Park University (Apr 02, 2011 in Hannibal, Mo.) |
| 7 | vs Clarke (Feb 07, 2011) |
| | <u>BLOCKS</u> |
| 17.0 | vs Missouri Baptist (Mar 01, 2011) |
| 16.0 | at St. Ambrose (Apr 15, 2011) |
| 15.5 | wt California Baptist (Feb 25, 2011) |
| 15.5 | at Missouri Baptist (Feb 15, 2011) |
| 15.0 | wt Park (Jan 28, 2011) |
| 15.0 | vs Johnson and Wales (Mar 06, 2011) |
| 14.5 | wt Graceland (Jan 29, 2011) |
| 14.0 | at Quincy (Mar 24, 2011) |
| 13.0 | vs Park (Mar 08, 2011) |
| 13.0 | at Missouri Valley (Jan 25, 2011) |

Lindenwood Volleyball

History and
Records





NAIA NATIONAL CHAMPIONSHIP APPEARANCES AND RESULTS

2000 (Kansas City, Mo.)

POOL A: Columbia def. Park (3-2); **Lindenwood** def. Park (3-1); Columbia def. **Lindenwood** (3-0).

POOL B: Tri-State def. California Baptist (3-2); Marycrest International def. Tri-State (3-0); California Baptist def. Marycrest International (3-0).

SEMIFINALS: Columbia def. Marycrest International (3-0); California Baptist def. **Lindenwood** (3-0).

CHAMPIONSHIP: Columbia def. California Baptist (3-0)

2001 (Deerfield, Ill.)

POOL A: California Baptist def. Trinity International (3-0); Park def. Trinity International (3-0); Park def. California Baptist (3-2).

POOL B: **Lindenwood** def. Tri-State (3-2); Marycrest International def. Tri-State (3-0); **Lindenwood** def. Marycrest International (3-0).

SEMIFINALS: Columbia def. Marycrest International (3-0); California Baptist def. **Lindenwood** (3-0).

CHAMPIONSHIP: Columbia def. California Baptist (3-0)

2002 (St. Charles, Mo.)

POOL A: William Woods def. Park (3-2); Missouri Baptist def. Park (3-0); William Woods def. Missouri Baptist (3-1).

POOL B: **Lindenwood** def. Marycrest International (3-0); California Baptist def. Marycrest International (3-0); **Lindenwood** def. California Baptist (3-1).

SEMIFINALS: **Lindenwood** def. Missouri Baptist (3-1); William Woods def. California Baptist (3-0)

CHAMPIONSHIP: William Woods def. **Lindenwood** (3-2)

2003 (Davenport, Ia.)

POOL A: Park def. St. Ambrose (3-0); Missouri Baptist def. St. Ambrose (3-0); Park def. Missouri Baptist (3-0).

POOL B: California Baptist def. Cardinal Stritch (3-0); **Lindenwood** def. Cardinal Stritch (3-0); California Baptist def. **Lindenwood** (3-0).

SEMIFINALS: Park def. **Lindenwood** (3-2); Missouri Baptist def. California Baptist (3-2).

CHAMPIONSHIP: Park def. Missouri Baptist (3-0)

2004 (Wichita, Kan.)

POOL A: California Baptist def. Kendall (3-0); Park def. Kendall (3-0); California Baptist def. Park (3-0).

POOL B: Newman def. Missouri Baptist (3-2); Newman def. **Lindenwood** (3-2); **Lindenwood** def. Missouri Baptist (3-1).

SEMIFINALS: California Baptist def. **Lindenwood** (3-1); Newman def. Park (3-2).

CHAMPIONSHIP: California Baptist def. Newman (3-1)

2005 (St. Charles, Mo.)

POOL A: California Baptist def. Newman (3-0); Missouri Valley def. Newman (3-1); California Baptist def. Missouri Valley (3-0).

POOL B: **Lindenwood** def. Missouri Baptist (3-1); Park def. **Lindenwood** (3-1); Missouri Baptist def. Park (3-1).

SEMIFINALS: California Baptist def. Missouri Baptist (3-0); **Lindenwood** def. Missouri Valley (3-2).

CHAMPIONSHIP: California Baptist def. **Lindenwood** (3-0).

2006 (Riverside, Calif.)

POOL A: California Baptist def. Park (3-1); California Baptist def. Missouri Valley (3-0); Missouri Baptist def. Park (3-1).

POOL B: **Lindenwood** def. Newman (3-1); **Lindenwood** def. Missouri Baptist (3-0); Newman def. Missouri Baptist (3-1).

SEMIFINALS: **Lindenwood** def. Missouri Valley (3-2); California Baptist def. Newman (3-0).

CHAMPIONSHIP: California Baptist def. **Lindenwood** (3-0).

2007 (Riverside, Calif.)

POOL A: California Baptist def. St. Ambrose (3-0); California Baptist def. **Lindenwood** (3-0); **Lindenwood** def. St. Ambrose (3-0).

POOL B: Park def. Missouri Valley (3-0); Park def. Missouri Baptist (3-0); Missouri Baptist def. Missouri Valley (3-0).

SEMIFINALS: Park def. **Lindenwood** (3-1); California Baptist def. Missouri Baptist (3-0)

CHAMPIONSHIP: California Baptist def. Park (3-0).

2008 (Parkville, Mo.)

POOL A: Park def. Missouri Baptist (3-0); Park def. Cardinal Stritch (3-0); Cardinal Stritch def. Missouri Baptist (3-1).

POOL B: California Baptist def. **Lindenwood** (3-1); California Baptist def. St. Ambrose (3-2); St. Ambrose def. **Lindenwood** (3-2).

SEMIFINALS: Park def. **Lindenwood** (3-1); California Baptist def. Missouri Baptist (3-0).

CHAMPIONSHIP: Park def. California Baptist (3-0).

*2009 (Parkville, Mo.)

POOL A: California Baptist def. Johnson & Wales (3-1); California Baptist def. Cardinal Stritch (3-1); Cardinal Stritch def. Johnson & Wales (3-0).

POOL B: **Lindenwood** def. Park (3-1); **Lindenwood** def. Hope International (3-1); Hope International def. Park (3-2).

SEMIFINALS: California Baptist def. Hope International (3-1); **Lindenwood** def. Cardinal Stritch (3-0).

CHAMPIONSHIP: **Lindenwood** def. California Baptist (3-0).

2011 (Davenport, Ia.)

POOL A: California Baptist def. Johnson & Wales (3-0); California Baptist def. St. Ambrose (3-1); St. Ambrose def. Johnson & Wales (3-0).

POOL B: Warner def. **Lindenwood** (3-2); **Lindenwood** def. Park (3-0); Park def. Warner (3-0).

SEMIFINALS: California Baptist def. Park (3-1); St. Ambrose def. **Lindenwood** (3-2).

CHAMPIONSHIP: California Baptist def. St. Ambrose (3-0).

2009 National

Prior to 2009, the Lindenwood Lions men's volleyball team had made three appearances in the national championship game but came up short every time. That all changed when the 2009 Lions finally broke through. The Lions began the season ranked number four in the national rankings but the regular season began with a loss to Lewis. Lindenwood rebounded by winning the next 11 matches.

That streak ended with back-to-back losses to California Baptist, but that would be the last time the Lions lost a match that season. Lindenwood went 20-0 for the rest of the regular season, losing just 12 games in that span, and also captured the MAMVIC regular season championship with a perfect 10-0 mark.

With the regular season over the Lions moved on to the MAMVIC conference tournament as the number one seed. The Lions won the tournament with a pair of 3-0 sweeps against Graceland and Park. Next up for Lindenwood was the NAIA National Invitational Tournament, which it entered as the number two seed. Lindenwood defeated both Park and Hope International in pool play in four games, and the Lions advanced to bracket play. In the semifinals the Lions shutout Cardinal Stritch three games to none.

Next up for the Lions was the national championship game against familiar finals foe, California Baptist. The Lions had lost to California Baptist in two of their three previous trips to the national championship game, but Lindenwood finally got over that hurdle with a 30-20, 30-28, 30-27 victory. Lindenwood finished the 2009 season with a 37-3 mark.



2009 NATIONAL CHAMPIONS





Champions



2009 NATIONAL CHAMPIONS

2012 MEN'S VOLLEYBALL MEDIA GUIDE

CAREER RECORDS

Kills:

| | | |
|---------|------------------|-------|
| 2006-09 | Devin Shiroma | 1,342 |
| 2000-03 | Mike DiPierro | 1,319 |
| 2006-09 | Jared Kreienkamp | 1,302 |
| 2005-08 | Joe Deimeke | 1,227 |
| 2003-06 | Ryan Nicklas | 1,157 |
| 2002-04 | Mike Hickman | 946 |
| 2007-11 | Mike Warren | 890 |
| 2007-09 | Dan Laure | 717 |
| 2001-03 | Andrew Mack | 698 |
| 2002-05 | Andre Osmond | 690 |

Assist Blocks:

| | | |
|---------|------------------|-----|
| 2003-06 | Ryan Nicklas | 373 |
| 2006-09 | Jared Kreienkamp | 346 |
| 2001-03 | Andrew Mack | 333 |
| 2007-09 | Dan Laure | 314 |
| 2007-11 | Mike Warren | 300 |
| 2000-02 | Morris Groves | 282 |
| 2000-03 | Mike DiPierro | 251 |
| 2007-11 | Matt Schmack | 240 |
| 2002-04 | Mike Hickman | 195 |
| 2006-09 | Charles Spicer | 192 |

Kills Per Set:

| | | |
|--------------|------------------|------|
| 2001 | Marty Zambo | 5.67 |
| 2000-04 | Mike DiPierro | 3.38 |
| 2000 | Chris Hatori | 3.54 |
| 2005-08 | Joe Deimeke | 3.24 |
| 2011-02 | Steve Nowell | 3.10 |
| 06-09 | Devin Shiroma | 3.05 |
| 04-08 | Prince Wilson | 3.02 |
| 03-06 | Ryan Nicklas | 2.95 |
| 06-09 | Jared Kreienkamp | 2.66 |
| 2000,2002-03 | Andrew Mack | 2.52 |

Hitting Percentage: (Min. 1000 att.)

| | | |
|-------------|------------------|------|
| 2003-06 | Ryan Nicklas | .430 |
| 2001-02 | Steve Nowell | .429 |
| 2000, 02-03 | Andrew Mack | .385 |
| 2007-09 | Dan Laure | .378 |
| 2000-02 | Morris Groves | .355 |
| 2007-11 | Mike Warren | .345 |
| 2001 | Marty Zambo | .341 |
| 2006-09 | Jared Kreienkamp | .340 |
| 2000-03 | Mike DiPierro | .333 |
| 2002-04 | Mike Hickman | .330 |

Total Attempts:

| | | |
|---------|------------------|-------|
| 2006-09 | Devin Shiroma | 2,888 |
| 2000-03 | Mike DiPierro | 2,782 |
| 2005-08 | Joe Deimeke | 2,720 |
| 2006-09 | Jared Kreienkamp | 2,663 |
| 2003-06 | Ryan Nicklas | 2,076 |
| 2002-04 | Mike Hickman | 1,938 |
| 2007-11 | Mike Warren | 1,882 |
| 2001-04 | Andre Osmond | 1,396 |
| 2001-03 | Andrew Mack | 1,346 |
| 2007-09 | Dan Laure | 1,308 |

Total Blocks:

| | | |
|---------|------------------|-----|
| 2003-06 | Ryan Nicklas | 462 |
| 2006-09 | Jared Kreienkamp | 448 |
| 2007-09 | Dan Laure | 375 |
| 2007-11 | Mike Warren | 354 |
| 2000-02 | Morris Groves | 342 |
| 2000-03 | Mike DiPierro | 300 |
| 2007-11 | Matt Schmack | 270 |
| 2005-08 | Joe Deimeke | 234 |
| 2002-04 | Mike Hickman | 228 |
| 2006-09 | Charles Spicer | 220 |

Assists Per Set:

| | | |
|---------|---------------------|-------|
| 2000-01 | Zach Young | 16.16 |
| 2001-04 | Eddie Dahl | 10.11 |
| 2010-11 | Carson Grissinger | 8.20 |
| 2002-06 | Josh Young | 8.17 |
| 2008-11 | Mike Larson | 7.90 |
| 2005-08 | Bran Skendzel | 7.73 |
| 2007 | Lluis De Senespleda | 7.22 |
| 2007-09 | Bryce Easter | 4.21 |
| 2004-07 | Kevin Dunn | 3.59 |

Blocks Per Set:

| | | |
|-------------|----------------|-----|
| 2000, 02-03 | Andrew Mack | 1.5 |
| 2003-06 | Ryan Nicklas | 1.4 |
| 2001-02 | Steve Nowell | 1.2 |
| 2007-09 | Dan Laure | 1.2 |
| 2006-09 | Charlie Spicer | 1.2 |
| 2007-11 | Matt Schmack | 1.2 |
| 2008-11 | Luke Knowlson | 1.1 |
| 2008-11 | Rich Hess | 1.1 |
| 2002-04 | Mike Hickman | 1.0 |
| 2007-11 | Mike Warren | 0.9 |

Assists:

| | | |
|---------|---------------------|-------|
| 2001-04 | Eddie Dahl | 4,265 |
| 2008-11 | Mike Larson | 3,517 |
| 2000-01 | Zach Young | 3,231 |
| 2002-06 | Josh Young | 2,784 |
| 2004-07 | Kevin Dunn | 1,163 |
| 2006-09 | Bryce Easter | 1,116 |
| 2005-08 | Brad Skendzel | 1,056 |
| 2008-11 | Carson Grissinger | 882 |
| 2007 | Lluis De Senespleda | 765 |
| 2001 | Jon Ladner | 318 |

Matches with 10+ Kills:

| | | |
|---------|------------------|----|
| 2005-08 | Joe Deimeke | 55 |
| 2006-09 | Jared Kreienkamp | 54 |
| 2006-09 | Devin Shiroma | 48 |
| 2007-11 | Mike Warren | 36 |
| 2007-09 | Dan Laure | 33 |
| 2003-06 | Ryan Nicklas | 32 |
| 2000-03 | Mike DiPierro | 30 |
| 2002-04 | Mike Hickman | 27 |
| 2001-03 | Andrew Mack | 24 |
| 2005-08 | Prince Wilson | 22 |

| | | |
|---------|-------------------|------|
| 2002-05 | Derrick Adell | 0.47 |
| 2011 | Bradley Johnston | 0.41 |
| 2005-08 | Joe Deimeke | 0.36 |
| 2001-04 | Eddie Dahl | 0.32 |
| 2004-08 | Prince Wilson | 0.31 |
| 2000-03 | Mike DiPierro | 0.29 |
| 2007-09 | Dan Laure | 0.28 |
| 2006-08 | Sean Nicholson | 0.24 |
| 2008-11 | Mike Larson | 0.24 |
| 2010-11 | Carson Grissinger | 0.23 |
| 2006-09 | Devin Shiroma | 0.14 |

Aces Per Set:

| | | |
|---------|-------------------|------|
| 2002-05 | Derrick Adell | 0.47 |
| 2011 | Bradley Johnston | 0.41 |
| 2005-08 | Joe Deimeke | 0.36 |
| 2001-04 | Eddie Dahl | 0.32 |
| 2004-08 | Prince Wilson | 0.31 |
| 2000-03 | Mike DiPierro | 0.29 |
| 2007-09 | Dan Laure | 0.28 |
| 2006-08 | Sean Nicholson | 0.24 |
| 2008-11 | Mike Larson | 0.24 |
| 2010-11 | Carson Grissinger | 0.23 |
| 2006-09 | Devin Shiroma | 0.14 |

Sets Played:

| | | |
|---------|------------------|-----|
| 2006-09 | Jared Kreienkamp | 473 |
| 2008-11 | Mike Larson | 445 |
| 2006-09 | Devin Shiroma | 428 |
| 2007-11 | Mike Emerick | 413 |
| 2000-03 | Mike DiPierro | 407 |
| 2007-11 | Mike Warren | 375 |
| 2007-10 | Andrew Hock | 339 |
| 2007-09 | Dan Laure | 316 |
| 2005-08 | Joe Deimeke | 311 |
| 2002-05 | Andre Osmond | 292 |

Service Aces:

| | | |
|---------|-------------------|-----|
| 2002-05 | Derrick Abell | 152 |
| 2001-04 | Eddie Dahl | 132 |
| 2005-08 | Joe Deimeke | 128 |
| 2008-11 | Mike Larson | 107 |
| 2000-03 | Mike DiPierro | 88 |
| 2007-09 | Dan Laure | 83 |
| 2005-08 | Prince Wilson | 66 |
| 2006-09 | Devin Shiroma | 60 |
| 2004-07 | Mike Jones | 58 |
| 2008-11 | Carson Grissinger | 54 |

Matches with 20+ Kills:

| | | |
|---------|---------------|----|
| 2006-09 | Devin Shiroma | 13 |
| 2002-04 | Mike Hickman | 13 |
| 2000-03 | Mike DiPierro | 7 |
| 2003-06 | Ryan Nicklas | 5 |
| 2005-08 | Joe Deimeke | 5 |
| 2005-08 | Prince Wilson | 3 |
| 2007-11 | Mike Warren | 3 |

Digs Per Set:

| | | |
|---------|------------------|------|
| 2001 | Marty Zambo | 3.11 |
| 2002-03 | Devin Hori | 2.97 |
| 2007-11 | Mike Emerick | 2.76 |
| 2000-01 | Chad Zirkle | 2.68 |
| 2006-08 | Mike Flierl | 2.54 |
| 2000-03 | Mike DiPierro | 2.27 |
| 2002-05 | Mark Lasky | 2.26 |
| 2001-04 | Andre Osmond | 1.94 |
| 2000-01 | Josh Zelnis | 1.94 |
| 2011 | Bradley Johnston | 1.70 |

Digs:

| | | |
|---------|---------------|-------|
| 2007-11 | Mike Emerick | 1,124 |
| 2001-05 | Devin Hori | 946 |
| 2000-03 | Mike DiPierro | 910 |
| 2006-08 | Mike Flierl | 892 |
| 2001-04 | Eddie Dahl | 698 |
| 2002-05 | Andre Osmond | 630 |
| 2000-01 | Chad Zirkle | 581 |
| 2007-10 | Andrew Hock | 563 |
| 2008-11 | Mike Larson | 524 |
| 2000-01 | Zach Young | 479 |

Matches with 30+ Kills:

| | | |
|---------|---------------|---|
| 2000-03 | Mike DiPierro | 2 |
| 2000-03 | Chris Hatori | 1 |
| 2005-08 | Joe Deimeke | 1 |

Matches with 10+ Digs:

| | | |
|---------|---------------|----|
| 2007-11 | Mike Emerick | 58 |
| 2005-08 | Mike Flierl | 35 |
| 2001-03 | Devin Hori | 27 |
| 2000-03 | Mike DiPierro | 18 |
| 2001-04 | Mark Lasky | 17 |
| 2001-04 | Eddie Dahl | 16 |
| 2002-05 | Derrick Abell | 14 |
| 2002-05 | Andre Osmond | 11 |
| 2000-01 | Chad Zirkle | 10 |

Solo Blocks:

| | | |
|---------|------------------|-----|
| 2006-09 | Jared Kreienkamp | 102 |
| 2005-08 | Joe Deimeke | 98 |
| 2003-06 | Ryan Nicklas | 89 |
| 2001-03 | Andrew Mack | 64 |
| 2007-09 | Dan Laure | 61 |
| 2000-02 | Morris Groves | 60 |
| 2007-11 | Mike Warren | 54 |
| 2005-08 | Kyle Riddel | 52 |
| 2006-09 | Devin Shiroma | 51 |
| 2000-02 | Steve Nowell | 39 |

Matches with 20+ Digs:

| | | |
|---------|---------------|---|
| 2007-11 | Mike Emerick | 7 |
| 2003-06 | Matt Calpin | 3 |
| 2001-03 | Devin Hori | 3 |
| 2005-08 | Mike Flierl | 2 |
| 2002-05 | Andre Osmond | 2 |
| 2001-04 | Eddie Dahl | 2 |
| 2000-01 | Chris Hatori | 2 |
| 2000-03 | Mike DiPierro | 1 |
| 2005-08 | Joe Deimeke | 1 |





SEASON RECORDS



Kills:

| | | |
|------|-----------------|-----|
| 2009 | Devin Shiroma | 601 |
| 2001 | Marty Zambo | 578 |
| 2006 | Ryan Nicklas | 469 |
| 2006 | Joe Deimeke | 431 |
| 2000 | Mike DiPierro | 409 |
| 2001 | Steven Nowell | 408 |
| 2009 | Jared Krienkamp | 400 |
| 2006 | Jared Krienkamp | 382 |
| 2008 | Prince Wilson | 378 |
| 2001 | Mike DiPierro | 374 |

Block Assists:

| | | |
|------|----------------|-----|
| 2009 | Dan Laure | 175 |
| 2001 | Morris Groves | 172 |
| 2001 | Steve Nowell | 158 |
| 2009 | Charles Spicer | 157 |
| 2002 | Andrew Mack | 145 |
| 2006 | Ryan Nicklas | 140 |
| 2008 | Byron Ferguson | 131 |
| 2003 | Ryan Nicklas | 130 |
| 2011 | Matt Schmack | 127 |
| 2002 | Steve Nowell | 119 |

Total Attempts:

| | | |
|------|-----------------|------|
| 2009 | Devin Shiroma | 1248 |
| 2001 | Marty Zambo | 1024 |
| 2006 | Joe Deimeke | 936 |
| 2006 | Ryan Nicklas | 852 |
| 2001 | Mike DiPierro | 834 |
| 2000 | Mike DiPierro | 816 |
| 2009 | Jared Krienkamp | 795 |
| 2008 | Prince Wilson | 785 |
| 2010 | Mike Warren | 778 |
| 2010 | Taylor Morrill | 766 |

Total Blocks:

| | | |
|------|-----------------|-----|
| 2001 | Steve Nowell | 197 |
| 2001 | Morris Groves | 197 |
| 2009 | Dan Laure | 195 |
| 2009 | Charles Spicer | 180 |
| 2006 | Ryan Nicklas | 178 |
| 2002 | Andrew Mack | 163 |
| 2003 | Ryan Nicklas | 159 |
| 2008 | Byron Ferguson | 159 |
| 2011 | Matt Schmack | 141 |
| 2009 | Jared Krienkamp | 138 |
| 2002 | Steve Nowell | 137 |

Assists:

| | | |
|------|---------------|-------|
| 2001 | Zach Young | 1,764 |
| 2006 | Josh Young | 1,582 |
| 2002 | Eddie Dahl | 1,524 |
| 2000 | Zach Young | 1,467 |
| 2010 | Mike Larson | 1,238 |
| 2003 | Eddie Dahl | 1,236 |
| 2004 | Eddie Dahl | 1,185 |
| 2008 | Brad Skendzel | 1,011 |
| 2009 | Mike Larson | 1,062 |
| 2009 | Bryce Easter | 884 |

Kills Per Set:

| | | |
|------|---------------|------|
| 2001 | Marty Zambo | 5.67 |
| 2000 | Mike DiPierro | 4.54 |
| 2009 | Devin Shiroma | 4.50 |
| 2006 | Ryan Nicklas | 3.69 |
| 2000 | Chris Hatori | 3.54 |
| 2008 | Prince Wilson | 3.50 |
| 2006 | Joe Deimeke | 3.44 |
| 2001 | Mike DiPierro | 3.37 |
| 2004 | Mike Hickman | 3.32 |

Matches with 10+ Kills:

| | | |
|------|------------------|----|
| 2006 | Joe Deimeke | 24 |
| 2009 | Dan Laure | 22 |
| 2009 | Jared Krienkamp | 22 |
| 2006 | Ryan Nicklas | 21 |
| 2009 | Devin Shiroma | 20 |
| 2011 | Bradley Johnston | 19 |
| 2009 | Jared Krienkamp | 18 |
| 2010 | Taylor Morrill | 18 |
| 2007 | Joe Deimeke | 17 |
| 2008 | Prince Wilson | 17 |
| 2011 | Mike Warren | 17 |

Hitting Percentages:

| | | |
|------|---------------|------|
| 2003 | Ben Nelson | .475 |
| 2006 | Kevin McLearn | .444 |
| 2009 | Dan Laure | .438 |
| 2002 | Steve Nowell | .434 |
| 2007 | Mike Jones | .431 |
| 2001 | Steven Nowell | .427 |
| 2004 | Ryan Nicklas | .423 |
| 2003 | Ryan Nicklas | .420 |
| 2006 | Ryan Nicklas | .419 |
| 2011 | Matt Schmack | .396 |

Service Aces:

| | | |
|------|-------------------|----|
| 2004 | Derrick Abell | 60 |
| 2009 | Dan Laure | 53 |
| 2006 | Joe Deimeke | 47 |
| 2003 | Derrick Abell | 45 |
| 2011 | Bradley Johnston | 43 |
| 2003 | Eddie Dahl | 40 |
| 2004 | Eddie Dahl | 39 |
| 2008 | Joe Deimeke | 37 |
| 2008 | Prince Wilson | 37 |
| 2010 | Carson Grissinger | 37 |

Assists Per Set:

| | | |
|------|---------------------|-------|
| 2001 | Zach Young | 16.64 |
| 2000 | Zach Young | 15.60 |
| 2002 | Eddie Dahl | 12.40 |
| 2006 | Josh Young | 11.98 |
| 2004 | Eddie Dahl | 10.87 |
| 2003 | Eddie Dahl | 10.47 |
| 2010 | Mike Larson | 9.80 |
| 2008 | Brad Skendzel | 9.10 |
| 2009 | Mike Larson | 7.60 |
| 2007 | Lluis De Senespleda | 7.20 |

Matches with 20+ Kills:

| | | |
|------|---------------|----|
| 2009 | Devin Shiroma | 13 |
| 2004 | Mike Hickman | 11 |
| 2000 | Mike DiPierro | 6 |
| 2006 | Ryan Nicklas | 5 |
| 2006 | Joe Deimeke | 3 |
| 2008 | Prince Wilson | 3 |
| 2000 | Chris Hatori | 2 |
| 2002 | Mike Hickman | 2 |
| 2011 | Mike Warren | 2 |

Blocks Per Set:

| | | |
|------|---------------|------|
| 2001 | Morris Groves | 1.86 |
| 2002 | Andrew Mack | 1.61 |
| 2001 | Steve Nowell | 1.59 |
| 2003 | Ryan Nicklas | 1.59 |
| 2002 | Steve Nowell | 1.49 |
| 2000 | Andrew Mack | 1.41 |
| 2006 | Ryan Nicklas | 1.40 |
| 2009 | Dan Laure | 1.4 |
| 2010 | Rich Hess | 1.4 |
| 2000 | Robert Walker | 1.35 |

Digs:

| | | |
|------|--------------|-----|
| 2010 | Mike Emerick | 442 |
| 2009 | Mike Emerick | 398 |
| 2003 | Devin Hori | 379 |
| 2001 | Chad Zirkle | 363 |
| 2002 | Devin Hori | 353 |
| 2008 | Mike Flierl | 333 |
| 2001 | Marty Zambo | 317 |
| 2009 | Andrew Hock | 300 |
| 2002 | Eddie Dahl | 296 |

Aces Per Set:

| | | |
|------|-------------------|-----|
| 2004 | Derrick Abell | .56 |
| 2003 | Derrick Abell | .43 |
| 2007 | Prince Wilson | .41 |
| 2009 | Dan Laure | .40 |
| 2011 | Bradley Johnston | .40 |
| 2008 | Joe Deimeke | .39 |
| 2006 | Joe Deimeke | .37 |
| 2007 | Sean Nicholson | .30 |
| 2010 | Carson Grissinger | .30 |
| 2010 | Mike Larson | .30 |

Matches with 30+ Kills:

| | | |
|------|---------------|---|
| 2000 | Mike DiPierro | 2 |
| 2000 | Chris Hatori | 1 |
| 2007 | Joe Deimeke | 1 |

Matches with 10+ Digs:

| | | |
|------|--------------|----|
| 2010 | Mike Emerick | 21 |
| 2009 | Mike Emerick | 17 |
| 2002 | Devin Hori | 15 |
| 2003 | Devin Hori | 12 |
| 2007 | Mike Flierl | 12 |
| 2008 | Mike Flierl | 12 |
| 2006 | Mike Flierl | 11 |

Matches with 20+ Digs:

| | | |
|------|--------------|---|
| 2010 | Mike Emerick | 4 |
| 2002 | Devin Hori | 3 |
| 2006 | Matt Calpin | 3 |
| 2009 | Mike Emerick | 3 |
| 2000 | Chad Hatori | 2 |
| 2002 | Eddie Dahl | 2 |
| 2004 | Andre Osmond | 2 |
| 2008 | Mike Flierl | 2 |

Six Tied at 1.30

| | | |
|-------|----------------|-------|
| 2004 | Ryan Nicklas | 1.30) |
| 2007 | Kyle Riddell | 1.30) |
| 2008 | Byron Ferguson | 1.30) |
| 2009 | Charles Spicer | 1.30) |
| 2010 | Matt Schmack | 1.30) |
| 2011' | Luke Knowlson | 1.30) |

Sets Played:

| | | |
|------|-----------------|-----|
| 2009 | Bryce Easter | 144 |
| 2009 | Charles Spicer | 141 |
| 2006 | Kevin Dunn | 139 |
| 2009 | Mike Larson | 139 |
| 2009 | Dan Laure | 137 |
| 2009 | Andrew Hock | 136 |
| 2009 | Jared Krienkamp | 136 |
| 2009 | Devin Shiroma | 135 |
| 2006 | Josh Young | 132 |
| 2006 | DJ Hasler | 131 |

TEAM RECORDS

THREE-SET RECORDS

Kills:

| | |
|----|-----------------------------|
| 67 | vs. William Woods (2000) |
| 67 | vs. Trinity College (2000) |
| 63 | vs. William Woods (2000) |
| 62 | vs. Columbia College (2000) |

Hitting Attempts:

| | |
|-----|-----------------------------|
| 147 | vs. Columbia College (2000) |
| 144 | vs. William Woods (2000) |
| 138 | vs. William Woods (2000) |

Hitting Percentage:

| | |
|------|------------------------------|
| .618 | vs. Moody Bible (2008) |
| .590 | vs. Hannibal-LaGrange (2009) |
| .568 | vs. Stevens Institute (2006) |

Assists:

| | |
|----|-----------------------------|
| 65 | vs. William Woods (2000) |
| 62 | vs. Columbia College (2000) |
| 61 | vs. Cardinal Stritch (2003) |

Service Aces:

| | |
|----|-------------------------------|
| 17 | vs. Calumet-St Joseph (2004) |
| 15 | vs. Moody Bible (2007) |
| 13 | vs. Hope International (2004) |

Digs:

| | |
|----|-----------------------------|
| 67 | vs. Cardinal Stritch (2002) |
| 65 | vs. William Woods (2000) |
| 62 | vs. Park College (2000) |

Total Blocks:

| | |
|----|----------------------|
| 52 | vs. Graceland (2004) |
| 47 | vs. Newman (2002) |
| 38 | vs. Park (2000) |

FOUR-SET RECORDS

Kills:

| | |
|----|------------------------------|
| 85 | vs. Johnson and Wales (2009) |
| 83 | vs. Tri-State (2000) |
| 79 | vs. Park (2000) |

Hitting Attempts:

| | |
|-----|-----------------------------|
| 186 | vs. Park (2000) |
| 167 | vs. Columbia College (2000) |
| 158 | vs. Findlay (2000) |

Hitting Percentage:

| | |
|------|------------------------------|
| .436 | vs. Newman (2004) |
| .435 | vs. Johnson and Wales (2007) |
| .426 | vs. Newman (2004) |

Assists:

| | |
|----|------------------------------|
| 83 | vs. Graceland (2011) |
| 76 | vs. Johnson and Wales (2009) |
| 75 | Two Times (both in 2000) |

Service Aces:

| | |
|----|------------------------|
| 29 | vs. St. Ambrose (2008) |
| 15 | vs. MSOE (2008) |
| 12 | vs. St. Ambrose (2002) |

Digs:

| | |
|----|----------------------|
| 78 | vs. Quincy (2006) |
| 75 | vs. Tri-State (2000) |
| 74 | vs. Park (2000) |

Total Blocks:

| | |
|----|------------------------------|
| 37 | vs. Graceland (2002) |
| 35 | Two-Tied (most recent 2009) |
| 34 | vs. Hannibal-LaGrange (2010) |

FIVE-SET RECORDS

Kills:

| | |
|-----|-----------------------------|
| 103 | vs. Marycrest (2000) |
| 89 | vs. Missouri Baptist (2002) |
| 87 | vs. Park (2000) |

Hitting Attempts:

| | |
|-----|------------------------------|
| 208 | vs. Marycrest (2000) |
| 205 | vs. Cardinal Stritch (2007) |
| 187 | vs. Johnson and Wales (2008) |

Hitting Percentage:

| | |
|------|-------------------------------|
| .425 | vs. California Baptist (2011) |
| .418 | vs. Marycrest (2000) |
| .386 | vs. Missouri Baptist (2002) |

Assists:

| | |
|-----|-----------------------------|
| 100 | vs. Marycrest (2000) |
| 86 | vs. Missouri Baptist (2002) |
| 84 | vs. Park (2000) |

Service Aces:

| | |
|----|-------------------------------|
| 14 | vs. William Woods (2003) |
| 12 | vs. California Baptist (2011) |
| 11 | vs. Park (2000) |

Digs:

| | |
|----|--------------------------|
| 91 | vs. Marycrest (2000) |
| 90 | vs. St. Ambrose (2009) |
| 84 | vs. William Woods (2002) |

Total Blocks:

| | |
|----|----------------------------|
| 39 | vs. Missouri Valley (2006) |
| 37 | vs. MSOE (2010) |
| 36 | vs. Park (2002) |

SEASON RECORDS

Kills:

| | |
|----------|--------------|
| Total: | 2,348 (2001) |
| Per Set: | 18.06 (2001) |

Hitting Attempts:

| | |
|--------|--------------|
| Total: | 4,823 (2009) |
|--------|--------------|

Hitting Percentage:

| | |
|--------|-------------|
| Total: | .353 (2006) |
|--------|-------------|

Assists:

| | |
|----------|--------------|
| Total: | 2532 (2001) |
| Per Set: | 19.47 (2001) |

Service Aces:

| | |
|----------|-------------|
| Total: | 205 (2008) |
| Per Set: | 1.69 (2007) |

Digs:

| | |
|----------|--------------|
| Total: | 2,175 (2001) |
| Per Set: | 16.73 (2001) |

Blocks:

| | |
|--------|------------|
| Total: | 859 (2009) |
|--------|------------|

INDIVIDUAL RECORDS

Hitting Attempts

| | |
|----|---|
| 66 | Joe Deimeke vs. Saint Ambrose University (3/28/08) |
| 64 | Mike DiPiero vs. Marycrest International (2000) |
| 57 | Devin Shiroma vs. Saint Ambrose University (2/7/09) |
| 55 | Taylor Morrill vs. Park University (1/20/10) |
| 55 | Ryan Nicklas vs. Missouri Valley College (1/31/06) |
| 53 | Joe Deimeke vs. Hope International University (1/25/08) |
| 52 | Lluis De Senespleda vs. Cardinal Stritch University (3/31/07) |
| 51 | Mike DiPiero vs. Park College (2000) |
| 47 | Prince Wilson vs. Park University (3/8/08) |
| 47 | Tim Huizinga vs. Missouri Baptist University (3/9/10) |

Kills

| | |
|----|---|
| 35 | Mike DiPiero vs. Marycrest International (2000) |
| 33 | Joe Deimeke vs. Saint Ambrose University (3/28/08) |
| 30 | Mike DiPiero vs. Park College (2000) |
| 27 | Devin Shiroma vs. Saint Ambrose University (2/7/09) |
| 25 | Mike DiPiero vs. Park College (4/14/00) |
| 25 | Mike DiPiero vs. Park College (3/2/03) |
| 24 | Chris Hatori vs. Park College (2000) |
| 23 | Ryan Nicklas vs. Missouri Valley College (1/31/06) |

Total Blocks

| | |
|----|--|
| 14 | Luke Knowlson vs. Hannibal-LaGrange University (3/16/10) |
| 14 | Rich Hess vs. Milwaukee School of Engineering (2/21/10) |
| 14 | Ryan Nicklas vs. Missouri Valley College (1/31/06) |
| 13 | Matt Schmack vs. Saint Ambrose University (3/6/10) |
| 13 | Mike Hickman vs. William Woods University (4/6/02) |
| 13 | Andrew Mack vs. William Woods University (4/6/02) |
| 12 | Mike Warren vs. Hannibal-LaGrange University (3/16/10) |
| 11 | Matt Schmack vs. Missouri Baptist University (3/9/10) |

Digs

| | |
|----|---|
| 29 | Mike Flierl vs. Saint Ambrose University (3/28/08) |
| 28 | Mike Emerick vs. Warner Southern University (2/27/09) |
| 27 | Mike Emerick vs. Park University (1/20/10) |
| 25 | Devin Hori vs. Missouri Baptist University (4/6/02) |
| 25 | Matt Calpin vs. Quincy University (1/27/06) |
| 24 | Devin Hori vs. William Woods University (3/12/02) |
| 23 | Mike Emerick vs. Quincy University (1/22/10) |
| 23 | Mike Emerick vs. Graceland University (2/12/10) |
| 23 | Devin Hori vs. William Woods University (2/12/02) |
| 22 | Andre Osmond vs. Newman University (3/20/04) |

Assists

| | |
|----|---|
| 75 | Eddie Dahl vs. Missouri Baptist University (3/5/02) |
| 69 | Josh Young vs. Missouri Valley College (1/31/06) |
| 67 | Eddie Dahl vs. William Woods University (3/12/02) |
| 63 | Josh Young vs. Quincy University (1/27/06) |
| 62 | Mike Larson vs. Quincy University (1/22/10) |
| 62 | Brad Skendzel vs. Quincy University (2/9/08) |
| 62 | Eddie Dahl vs. Loyola-Chicago (3/16/02) |
| 60 | Mike Larson vs. Graceland University (1/29/11) |

Aces


| | |
|----|--|
| 18 | Joe Deimeke vs. Saint Ambrose University (1/26/08) |
| 11 | Derrick Abell vs. William Woods University (3/12/03) |
| 8 | Derrick Abell vs. Peru State (2/15/04) |
| 8 | Matt Calpin vs. Calumet-St. Joseph (1/23/04) |
| 7 | Sean Nicholson vs. Calumet College of St. Joseph (3/10/07) |
| 6 | Joe Deimeke vs. Cardinal Stritch University (2/10/06) |
| 6 | Eddie Dahl vs. Peru State (2/22/04) |
| 6 | Derrick Abell vs. Saint Ambrose University (1/26/02) |




LINDENWOOD MEN'S VOLLEYBALL NAIA ALL-AMERICANS




Zach Young
2000 - 2001




Marty Zambo
2001




Andrew Mack
2000 - 2003




Mike Hickman
2002 - 2004




DAN LAURE
2007 - 2009




JARED KREIENKAMP
2006 - 2009



MIKE WARREN
2007 - 2011



Nate Boyd
2005



Josh Young
2002-2006



Ryan Nicklas
2003-2006



Joe Deimeke
2005-2008

ALL-TIME SCORES

2000 (21-8)

| | | | |
|------------------|---|-----|-----------------------------------|
| Moody Bible | W | 3-0 | (15-12, 15-7, 15-6) |
| Trinity Intnl | W | 3-0 | (15-8, 15-4, 15-6) |
| Missouri Bap. | W | 3-0 | (15-3, 15-4, 15-11) |
| Marycrest Intnl | W | 3-2 | (15-17, 10-15, 15-9, 15-7, 15-13) |
| Marycrest Intnl | L | 0-3 | (13-15, 1-15, 6-15) |
| Saint Ambrose | W | 3-1 | (15-1, 15-8, 4-15, 15-6) |
| William Woods | W | 3-0 | (15-9, 19-17, 15-1) |
| Park | W | 3-0 | (15-9, 15-5, 16-14) |
| Saint Ambrose | W | 3-0 | (15-4, 15-5, 15-13) |
| Columbia | L | 1-3 | (15-10, 9-15, 15-12, 15-7) |
| Trinity Intnl | W | 3-0 | (15-12, 15-9, 15-11) |
| Park | L | 2-3 | (8-15, 15-10, 10-15, 15-5, 16-14) |
| William Woods | W | 3-0 | (15-6, 15-12, 15-6) |
| Dominican | W | 3-0 | (15-10, 15-5, 15-9) |
| Missouri Bap. | W | 3-0 | (15-5, 15-9, 16-14) |
| Cardinal Stritch | W | 3-0 | (15-11, 15-3, 15-3) |
| Columbia | L | 0-3 | (15-5, 15-8, 15-11) |
| Tri-State | W | 3-1 | (16-18, 15-6, 15-3, 15-9) |
| Findlay | W | 3-1 | (15-7, 15-4, 11-15, 15-3) |
| Ohio Northern | W | 3-0 | (15-1, 15-6, 15-10) |
| Cardinal Stritch | W | 3-0 | (15-8, 15-5, 15-2) |
| Clarke | W | 3-0 | (15-12, 15-5, 15-7) |
| Quincy | L | 0-3 | (7-15, 6-15, 6-15) |

MAMVIC Conference Tournament

| | | | |
|-----------------|---|-----|----------------------------|
| William Woods | W | 3-0 | (15-13, 15-9, 15-13) |
| Marycrest Intnl | W | 3-1 | (15-5, 11-15, 15-7, 15-11) |
| Columbia | L | 0-3 | (13-15, 10-15, 6-15) |

NAIA National Invitational Tournament

| | | | |
|----------------|---|-----|----------------------------|
| Park | W | 3-1 | (11-15, 15-8, 15-11, 15-9) |
| Columbia | L | 0-3 | (5-15, 8-15, 10-15) |
| Calif. Baptist | L | 0-3 | (13-15, 6-15, 10-15) |

2001 (29-7)

| | | | |
|------------------|---|-----|------------------------------------|
| Missouri Bap. | W | 3-0 | (15-6, 15-4, 17-15) |
| Trinity Christ. | W | 3-0 | (15-6, 15-6, 15-8) |
| Dallas Baptist | W | 3-0 | (15-2, 15-2, 15-6) |
| Graceland | W | 3-2 | (15-10, 15-13, 6-15, 6-15, 15-7) |
| Saint Ambrose | W | 3-0 | (15-6, 15-7, 15-5) |
| Marycrest Intnl | L | 2-3 | (9-15, 6-15, 15-8, 15-12, 11-5) |
| William Woods | W | 3-1 | (15-8, 12-15, 15-8, 15-5) |
| Missouri Bap. | W | 3-0 | (15-6, 15-7, 15-8) |
| Graceland | W | 3-0 | (16-14, 16-14, 15-7) |
| Park | L | 2-3 | (14-16, 15-12, 12-15, 15-4, 12-15) |
| Tri-State Univ. | W | 3-0 | (15-9, 15-10, 15-9) |
| Ball State | L | 0-3 | (26-30, 30-32, 27-30) |
| Calif. Baptist | W | 3-1 | (19-17, 15-9, 13-15, 15-12) |
| Dallas Baptist | W | 3-0 | (15-2, 15-8, 15-0) |
| Trinity Intnl | W | 3-0 | (15-2, 15-4, 15-9) |
| Trinity Christ. | W | 3-0 | (15-1, 15-11, 15-5) |
| Cardinal Stritch | W | 3-0 | (15-0, 15-7, 15-12) |
| William Woods | W | 3-1 | (15-2, 15-11, 13-15, 15-8) |
| Saint Ambrose | W | 3-0 | (15-2, 16-14, 15-2) |
| Marycrest Intnl | W | 3-1 | (15-8, 15-9, 15-17, 15-7) |
| Cardinal Stritch | W | 3-0 | (15-5, 15-6, 15-13) |
| MSOE | W | 3-0 | (30-15, 30-13, 30-23) |
| Trinity Intnl | W | 3-1 | (15-5, 15-7, 14-16, 15-9) |
| Trinity Christ. | W | 3-0 | (15-5, 15-9, 15-7) |
| Loyola-Chicago | L | 1-3 | (17-30, 17-30, 30-24, 23-30) |
| Tri-State Univ. | L | 2-3 | (15-3, 15-3, 8-15, 14-16, 9-15) |
| Graceland | W | 3-1 | (16-14, 15-7, 3-15, 15-8) |
| Park | W | 3-0 | (15-5, 16-14, 15-5) |
| Missouri Bap. | W | 3-0 | (15-4, 15-7, 15-6) |
| Quincy | L | 2-3 | (30-18, 30-25, 26-30, 23-30, 9-15) |

MAMVIC Conf. Tournament

| | | | |
|------------------|---|-----|--------------------------|
| Missouri Baptist | W | 3-0 | (15-3, 15-3, 15-10) |
| Tri-State | W | 3-1 | (15-2, 9-15, 15-7, 15-7) |
| Marycrest Intnl | W | 3-0 | (15-7, 15-7, 15-7) |

NAIA National Invitational Tournament

| | | | |
|-----------------|---|-----|-----------------------------|
| Tri-State | W | 3-1 | (10-15, 15-8, 15-6, 16-14) |
| Marycrest Intnl | W | 3-1 | |
| Calif. Baptist | L | 1-3 | (15-11, 15-13, 4-15, 15-11) |

2002 (30-5)

| | | | |
|------------------|---|-----|-------------------------------------|
| Tri-State | W | 3-0 | (30-6, 30-23, 30-21) |
| Ball State | L | 0-3 | (19-30, 14-30, 18-30) |
| Trinity Christ. | W | 3-0 | (30-18, 30-19, 30-20) |
| Tri-State | W | 3-0 | (30-16, 30-18, 30-16) |
| Saint Ambrose | W | 3-1 | (30-20, 30-13, 28-30, 30-21) |
| Marycrest Intnl | W | 3-1 | (30-23, 27-30, 30-19, 30-26) |
| Park | W | 3-2 | (30-28, 23-30, 21-30, 30-26, 15-10) |
| Missouri Bap. | W | 3-1 | (30-23, 30-27, 26-30, 30-17) |
| Graceland | W | 3-1 | (25-30, 30-26, 30-24, 30-24) |
| William Woods | L | 1-3 | (31-29, 28-30, 16-30, 28-30) |
| Newman | W | 3-0 | (30-27, 31-29, 30-25) |
| Park | W | 3-1 | (28-30, 30-18, 30-23, 30-24) |
| Dallas Baptist | W | 3-0 | (30-23, 30-9, 30-15) |
| Newman | W | 3-0 | (30-14, 30-25, 30-20) |
| Newman | W | 3-0 | (30-23, 30-19, 30-18) |
| Findlay | W | 3-0 | (30-27, 30-27, 30-27) |
| Cardinal Stritch | W | 3-0 | (30-22, 30-15, 30-15) |
| Missouri Bap. | W | 3-2 | (31-33, 31-29, 25-30, 30-25, 15-12) |
| Trinity Intnl | W | 3-0 | (30-17, 30-16, 30-27) |
| Kendall | W | 3-2 | (27-30, 31-33, 30-25, 30-19, 15-10) |
| Calif. Baptist | W | 3-2 | (19-30, 26-30, 30-23, 30-20, 15-12) |
| William Woods | W | 3-2 | (21-30, 30-26, 30-26, 30-32, 20-18) |
| Trinity Intnl | W | 3-0 | (30-16, 30-23, 30-23) |
| Loyola-Chicago | L | 0-3 | (25-30, 22-30, 17-30) |
| Graceland | W | 3-0 | (30-23, 30-22, 30-23) |
| MSOE | W | 3-0 | (30-25, 30-19, 30-15) |
| Trinity Christ. | W | 3-0 | (30-22, 30-18, 30-17) |
| Providence | W | 3-0 | (30-26, 30-25, 30-24) |
| Quincy | L | 3-0 | (30-18, 30-28, 30-19) |

MAMVIC Conference Tournament

| | | | |
|---------------|---|-----|-------------------------------------|
| Missouri Bap. | W | 3-1 | (19-30, 30-15, 30-26, 30-26) |
| William Woods | W | 3-2 | (30-23, 30-24, 27-30, 15-30, 15-11) |

NAIA National Invitational Tournament

| | | | |
|-----------------|---|-----|-------------------------------------|
| Marycrest Intnl | W | 3-0 | (30-18, 30-27, 30-22) |
| Calif. Baptist | W | 3-0 | (30-28, 33-31, 33-31) |
| Missouri Bap. | W | 3-0 | (30-23, 30-21, 30-23) |
| William Woods | L | 2-3 | (30-18, 31-29, 28-30, 17-30, 17-19) |

2003 (27-9)

| | | | |
|------------------|---|-----|-------------------------------------|
| Loyola-Chicago | L | 0-3 | (28-30, 21-30, 26-30) |
| Lewis | L | 0-3 | (30-32, 25-30, 28-30) |
| Missouri Valley | W | 3-0 | (30-18, 30-22, 30-19) |
| Trinity Christ. | W | 3-0 | (30-22, 30-21, 30-25) |
| MSOE | W | 3-0 | (30-19, 30-13, 30-20) |
| Newman | W | 3-0 | (30-26, 30-26, 30-26) |
| UC-Santa Cruz | W | 3-0 | (30-20, 30-20, 30-27) |
| Hope Intnl | W | 3-0 | (30-22, 30-21, 30-26) |
| Calif. Baptist | L | 1-3 | (30-28, 24-30, 18-30, 25-30) |
| MSOE | W | 3-0 | (30-5, 30-11, 30-18) |
| Cardinal Stritch | W | 3-1 | (22-30, 30-18, 30-24, 30-16) |
| Saint Ambrose | W | 3-0 | (30-13, 30-21, 30-20) |
| William Woods | W | 3-2 | (30-32, 30-28, 30-27, 23-30, 15-12) |
| Quincy | L | 2-3 | (27-30, 30-32, 38-36, 30-28, 14-16) |
| Missouri Valley | W | 3-0 | (30-28, 30-15, 30-19) |
| Missouri Bap. | L | 2-3 | (30-28, 30-32, 30-22, 28-30, 11-15) |
| Moody Bible | W | 3-0 | (30-13, 30-22, 30-23) |
| Cardinal Stritch | W | 3-0 | (30-19, 30-14, 30-26) |
| Cardinal Stritch | W | 3-0 | (30-21, 30-12, 30-17) |
| Park | W | 3-2 | (26-30, 28-30, 30-23, 30-23, 20-18) |
| Missouri Bap. | W | 3-0 | (30-27, 30-25, 30-22) |
| Kendall | W | 3-0 | (30-21, 30-20, 30-22) |
| Graceland | W | 3-0 | (30-24, 30-25, 31-29) |
| William Woods | L | 2-3 | (31-29, 30-24, 31-33, 28-30, 13-15) |
| Trinity Tourn. | W | 3-0 | (30-21, 30-24, 30-22) |
| Graceland | W | 3-0 | (30-21, 30-21, 30-20) |
| Newman | W | 3-0 | (30-24, 30-18, 30-28) |
| Trinity Intnl | W | 3-0 | (30-25, 30-16, 30-22) |
| California Bap. | W | 3-1 | (30-24, 26-30, 31-29, 30-28) |
| Park | W | 3-0 | (30-28, 30-24, 30-28) |
| Newman | W | 3-1 | (30-23, 30-28, 27-30, 30-20) |

MAMVIC Conference Tournament

| | | | |
|---------------|---|-----|-------------------------------------|
| Missouri Bap. | L | 2-3 | (20-30, 30-23, 30-21, 28-30, 14-16) |
|---------------|---|-----|-------------------------------------|

NAIA National Invitational Tournament

| | | | |
|------------------|---|-----|-------------------------------------|
| Cardinal Stritch | W | 3-0 | (30-21, 30-13, 30-17) |
| California Bap. | L | 0-3 | (23-30, 24-30, 22-30) |
| Park | L | 2-3 | (30-22, 28-30, 30-20, 23-30, 10-15) |

2004 (25-8)

| | | | |
|------------------|---|-----|-------------------------------------|
| Calumet | W | 3-0 | (30-18, 30-9, 30-22) |
| Cardinal Stritch | W | 3-0 | (30-17, 30-28, 30-20) |
| Moody Bible | W | 3-0 | (30-18, 30-19, 30-22) |
| Kendall | W | 3-0 | (30-21, 30-24, 30-25) |
| Missouri Valley | W | 3-0 | (31-29, 30-27, 30-20) |
| Park | W | 3-0 | (30-23, 30-26, 30-25) |
| Quincy | W | 3-0 | (28-30, 30-27, 30-27, 30-23) |
| Calumet | W | 3-0 | (30-17, 30-17, 30-19) |
| Kendall | W | 3-0 | (33-31, 30-22, 35-33) |
| Saint Ambrose | W | 3-0 | (31-29, 30-21, 30-24) |
| Park | W | 3-0 | (30-26, 30-24, 30-25) |
| Graceland | W | 3-0 | (30-25, 30-28, 30-26) |
| Peru State | W | 3-0 | (30-24, 30-23, 30-21) |
| Missouri Bap. | L | 0-3 | (26-30, 22-30, 28-30) |
| Missouri Valley | W | 3-0 | (30-25, 30-22, 30-23) |
| Newman | W | 3-2 | (32-34, 28-30, 33-31, 30-22, 15-10) |
| Peru State | W | 3-0 | (30-27, 30-24, 30-21) |
| Calif. Baptist | L | 0-3 | (17-30, 24-30, 20-30) |
| Hope Intnl | W | 3-0 | (30-15, 30-28, 30-26) |
| Calif. Baptist | L | 1-4 | (30-28, 19-30, 20-30, 18-30) |
| Missouri Bap. | W | 3-2 | (30-28, 25-30, 30-24, 23-30, 17-15) |
| Graceland | W | 3-0 | (30-26, 30-19, 30-15) |
| Park | L | 1-3 | (25-30, 30-28, 21-30, 24-30) |
| Newman | L | 1-3 | (30-25, 30-32, 27-30, 24-30) |
| Missouri Bap. | W | 3-2 | (26-30, 32-30, 30-28, 25-30, 15-12) |
| Cardinal Stritch | W | 3-0 | (33-31, 30-21, 30-27) |
| Graceland | W | 3-0 | (30-28, 30-14, 30-23) |
| Newman | W | 3-1 | (30-26, 30-24, 26-30, 30-12) |

MAMVIC Conference Tournament

| | | | |
|------------|---|-----|------------------------------|
| Peru State | W | 3-0 | (30-19, 31-29, 30-21) |
| Park | L | 1-3 | (30-25, 25-30, 25-30, 22-30) |

NAIA National Invitational Tournament

| | | | |
|----------------|---|-----|-------------------------------------|
| Newman | L | 2-3 | (26-30, 25-30, 30-23, 30-26, 13-15) |
| Missouri Bap. | W | 3-1 | (23-30, 30-23, 36-34, 30-28) |
| Calif. Baptist | L | 1-3 | (20-30, 15-30, 30-25, 26-30) |

2005 (24-11)

| | | | |
|------------------|---|-----|-------------------------------------|
| Moody Bible | W | 3-0 | (30-12, 30-14, 30-18) |
| Loyola-Chicago | L | 0-3 | (30-19, 30-19, 30-23) |
| Quincy | W | 3-2 | (24-30, 30-27, 27-30, 30-23, 15-9) |
| Johnson&Wales | W | 3-0 | (30-18, 30-19, 30-22) |
| Warner Southern | W | 3-0 | (30-19, 30-13, 30-18) |
| Newman | W | 3-0 | (30-24, 30-28, 30-21) |
| Cardinal Stritch | W | 3-0 | (30-25, 30-20, 30-22) |
| William Woods | W | 3-1 | (30-25, 30-25, 27-30, 30-23) |
| Saint Ambrose | W | 3-0 | (30-20, 30-21, 30-22) |
| Missouri Valley | L | 1-3 | (24-30, 27-30, 30-27, 21-30) |
| Newman | W | 3-0 | (30-17, 30-27, 30-23) |
| Missouri Bap. | W | 3-2 | (30-27, 26-30, 30-28, 28-30, 15-13) |
| Graceland | W | 3-0 | (30-18, 30-25, 30-22) |
| Hope Intnl. | W | 3-0 | (30-28, 30-28, 30-28) |
| Calif. Baptist | L | 0-3 | (21-30, 23-30, 13-30) |
| Calif. Baptist | L | 0-3 | (17-30, 25-30, 24-30) |
| Johnson&Wales | W | 3-0 | (30-16, 31-29, 30-25) |
| Missouri Valley | L | 1-3 | (30-25, 28-30, 24-30, 28-30) |
| Peru State | W | 3-0 | (30-15, 30-22, 30-16) |
| Findlay | L | 2-3 | (30-20, 28-30, 30-24, 26-30, 8-15) |
| Graceland | W | 3-0 | (30-28, 30-24, 30-27) |
| Park | L | 0-3 | (30-21, 30-24, 30-24) |
| Cardinal Stritch | W | 3-0 | (33-31, 30-23, 30-27) |
| William Woods | W | 3-0 | (30-18, 30-21, 34-32) |
| Newman | W | 3-0 | (32-30, 30-23, 30-20) |
| Peru State | W | 3-0 | (30-18, 30-26, 37-35) |
| William Woods | W | 3-0 | (30-24, 30-25, 30-21) |



ALL-TIME SCORES

| | | | | | | | | | | | |
|--|---|-----|-------------------------------------|--|---|-----|-------------------------------------|--|---|-----|-------------------------------------|
| Park | L | 1-3 | (30-21, 24-30, 27-30, 22-30) | Calumet | W | 3-0 | (30-14, 30-21, 30-25) | Missouri Valley | W | 3-1 | (30-21, 30-23, 31-33, 30-22) |
| Missouri Bap. | L | 2-3 | (30-21, 22-30, 30-##, 26-30, 8-15) | Moody Bible | W | 3-0 | (30-21, 30-18, 30-19) | Quincy | W | 3-2 | (30-28, 27-30, 29-31, 30-23, 15-11) |
| MAMVIC Conference Tournament | | | | Park | L | 1-3 | (25-30, 30-21, 26-30, 28-30) | Hope Intl. | W | 3-2 | (30-22, 30-32, 30-19, 26-30, 15-11) |
| Park | W | 3-1 | (25-30, 47-45, 30-26, 30-24) | Newman | W | 3-0 | (34-32, 30-23, 30-15) | Calif. Baptist | L | 1-3 | (30-25, 26-30, 16-30, 27-30) |
| Newman | W | 3-0 | (30-19, 30-27, 30-22) | Graceland | W | 3-0 | (30-26, 30-28, 30-23) | Holy Names | W | 3-0 | (30-22, 30-24, 30-28) |
| NAIA National Invitational Tournament | | | | Missouri Valley | W | 3-0 | (30-25, 30-22, 30-19) | Calif. Baptist | L | 0-3 | (28-30, 21-30, 27-30) |
| Missouri Bap. | W | 3-1 | (23-30, 30-23, 30-24, 30-25) | Missouri Bap. | W | 3-1 | (30-20, 28-30, 30-23, 30-21) | Missouri Bap. | W | 3-0 | (30-26, 30-22, 30-23) |
| Park | L | 1-3 | (30-19, 28-30, 26-30, 25-30) | Moody Bible | W | 3-0 | (30-18, 30-10, 30-14) | Clarke | W | 3-0 | (34-32, 31-29, 30-25) |
| Missouri Valley | W | 3-2 | (30-20, 26-30, 25-30, 30-23, 15-10) | Park | L | 3-0 | (25-30, 26-30, 28-30) | Cardinal Stritch | L | 2-3 | (25-30, 22-30, 30-19, 30-23, 14-16) |
| Calif. Baptist | L | 0-3 | (19-30, 34-36, 22-30) | Cardinal Stritch | W | 3-0 | (30-25, 30-17, 30-23) | Quincy | W | 3-0 | (30-15, 30-26, 30-22) |
| 2006 (36-4) | | | | Calumet | W | 3-0 | (30-12, 30-27, 30-27) | Saint Ambrose | L | 1-3 | (28-30, 20-30, 30-21, 28-30) |
| Loyola-Chicago | L | 1-3 | (18-30, 30-27, 25-30, 21-30) | Peru State | W | 3-0 | (30-23, 30-13, 30-22) | Carthage | W | 3-0 | (30-25, 30-24, 30-26) |
| Stevens IT | W | 3-0 | (30-17, 30-19, 30-21) | Missouri Valley | W | 3-0 | (30-24, 30-26, 30-24) | Cardinal Stritch | L | 1-3 | (29-31, 29-31, 30-24, 27-30) |
| Carthage | W | 3-2 | (21-30, 27-30, 30-23, 30-22, 15-10) | MAMVIC Conference Tournament | | | | Missouri Valley | W | 3-0 | (30-20, 30-22, 30-16) |
| Newman | W | 3-1 | (25-30, 30-21, 30-28, 30-28) | Cardinal Stritch | L | 2-3 | (30-20, 28-30, 31-33, 30-22, 14-16) | Graceland | W | 3-0 | (30-23, 30-19, 30-27) |
| Graceland | W | 3-0 | (30-27, 30-21, 30-23) | NAIA National Invitational Tournament | | | | Park | L | 1-3 | (27-30, 30-26, 28-30, 27-30) |
| Peru State | W | 3-0 | (30-15, 30-16, 30-21) | Calif.Baptist | L | 0-3 | (27-30, 17-30, 24-30) | MISOE | W | 3-1 | (30-17, 30-25, 29-31, 30-21) |
| Quincy | W | 3-1 | (25-30, 30-26, 30-26, 30-27) | Saint Ambrose | W | 3-0 | (30-26, 30-25, 30-23) | Quincy | W | 3-0 | (30-17, 30-27, 30-24) |
| Calif. Baptist | W | 3-2 | (23-30, 30-25, 30-21, 28-30, 19-17) | Park | L | 1-3 | (22-30, 30-25, 30-32, 28-30) | Johnson&Wales | W | 3-2 | (27-30, 30-26, 30-28, 29-31, 15-13) |
| Missouri Valley | W | 3-2 | (27-30, 30-25, 32-30, 27-30, 15-13) | 2006 (36-4) | | | | Johnson&Wales | W | 3-1 | (31-33, 30-20, 30-27, 30-27) |
| Johnson&Wales | W | 3-0 | (30-20, 30-16, 30-22) | Loyola-Chicago | L | 1-3 | (18-30, 30-27, 25-30, 21-30) | Missouri Bap. | W | 3-1 | (30-27, 31-33, 30-21, 30-25) |
| Hope Intl. | W | 3-0 | (30-20, 30-18, 30-22) | Stevens IT | W | 3-0 | (30-17, 30-19, 30-21) | Graceland | W | 3-0 | (30-22, 30-19, 30-18) |
| Saint Ambrose | W | 3-0 | (30-23, 30-19, 30-17) | Carthage | W | 3-2 | (21-30, 27-30, 30-23, 30-22, 15-10) | Saint Ambrose | W | 3-2 | (27-30, 23-30, 30-27, 30-28, 15-13) |
| Park | L | 2-3 | (25-30, 30-25, 21-30, 30-24, 15-17) | Newman | W | 3-1 | (25-30, 30-21, 30-28, 30-28) | Clarke | W | 3-0 | (30-27, 30-18, 30-26) |
| Cardinal Stritch | W | 3-0 | (30-19, 30-24, 30-22) | Graceland | W | 3-0 | (30-27, 30-21, 30-23) | MAMVIC Conference Tournament | | | |
| Moody Bible | W | 3-0 | (30-22, 30-21, 30-20) | Peru State | W | 3-0 | (30-15, 30-16, 30-21) | Johnson&Wales | W | 3-0 | (30-23, 30-23, 30-19) |
| Calumet | W | 3-0 | (30-28, 30-24, 30-27) | Quincy | W | 3-1 | (25-30, 30-26, 30-26, 30-27) | Park | L | 0-3 | (25-30, 24-30, 32-34) |
| Missouri Valley | L | 1-3 | (30-22, 27-30, 26-30, 24-30) | Calif. Baptist | W | 3-2 | (23-30, 30-25, 30-21, 28-30, 19-17) | NAIA National Invitational Tournament | | | |
| Calumet | W | 3-0 | (30-24, 30-28, 30-24) | Missouri Valley | W | 3-2 | (27-30, 30-25, 32-30, 27-30, 15-13) | Calif. Baptist | L | 1-3 | (33-35, 31-29, 29-31, 26-30) |
| Warner South | W | 3-0 | (30-23, 30-23, 30-22) | Johnson&Wales | W | 3-0 | (30-20, 30-16, 30-22) | Saint Ambrose | L | 2-3 | (30-23, 25-30, 30-24, 33-35, 17-19) |
| Graceland | W | 3-0 | (30-28, 30-23, 30-21) | Hope Intl. | W | 3-0 | (30-20, 30-18, 30-22) | | | | |
| Missouri Bap. | W | 3-0 | (30-24, 30-226, 30-25) | Saint Ambrose | W | 3-0 | (30-23, 30-19, 30-17) | | | | |
| Graceland | W | 3-0 | (30-25, 30-25, 30-19) | Park | L | 2-3 | (25-30, 30-25, 21-30, 30-24, 15-17) | | | | |
| Newman | W | 3-0 | (30-26, 30-26, 31-29) | Cardinal Stritch | W | 3-0 | (30-19, 30-24, 30-22) | | | | |
| Park | W | 3-2 | (30-26, 27-30, 25-30, 30-19, 15-12) | Moody Bible | W | 3-0 | (30-22, 30-21, 30-20) | | | | |
| Cardinal Stritch | W | 3-1 | (30-23, 30-23, 34-36, 30-23) | Calumet | W | 3-0 | (30-28, 30-24, 30-27) | | | | |
| Holy Names | W | 3-0 | (30-17, 30-19, 30-24) | Missouri Valley | L | 1-3 | (30-22, 27-30, 26-30, 24-30) | | | | |
| Missouri Valley | W | 3-0 | (33-31, 30-23, 30-26) | Calumet | W | 3-0 | (30-24, 30-28, 30-24) | | | | |
| Calumet | W | 3-0 | (30-14, 30-22, 30-19) | Warner South | W | 3-0 | (30-23, 30-23, 30-22) | | | | |
| Moody Bible | W | 3-0 | (30-20, 30-17, 30-23) | Graceland | W | 3-0 | (30-28, 30-23, 30-21) | | | | |
| Lewis | W | 3-0 | (35-33, 30-22, 30-14) | Missouri Bap. | W | 3-0 | (30-24, 30-226, 30-25) | | | | |
| Missouri Bap. | W | 3-0 | (30-26, 30-18, 30-27) | Graceland | W | 3-0 | (30-25, 30-25, 30-19) | | | | |
| Saint Ambrose | W | 3-0 | (30-22, 30-19, 30-21) | Newman | W | 3-0 | (30-26, 30-26, 31-29) | | | | |
| Warner South | W | 3-0 | (30-18, 30-23, 30-27) | Park | W | 3-2 | (30-26, 27-30, 25-30, 30-19, 15-12) | | | | |
| Peru State | W | 3-0 | (30-23, 30-21, 30-21) | Cardinal Stritch | W | 3-1 | (30-23, 30-23, 34-36, 30-23) | | | | |
| MAMVIC Conference Tournament | | | | Holy Names | W | 3-0 | (30-17, 30-19, 30-24) | | | | |
| Calumet | W | 3-0 | (30-12, 30-13, 30-15) | Missouri Valley | W | 3-0 | (33-31, 30-23, 30-26) | | | | |
| Missouri Bap. | W | 3-1 | (30-20, 30-17, 25-30, 30-24) | Calumet | W | 3-0 | (30-14, 30-22, 30-19) | | | | |
| NAIA National Invitational Tournament | | | | Moody Bible | W | 3-0 | (30-20, 30-17, 30-23) | | | | |
| Newman | W | 3-1 | (30-22, 30-24, 27-30, 30-25) | Lewis | W | 3-0 | (35-33, 30-22, 30-14) | | | | |
| Missouri Bap. | W | 3-0 | (30-18, 30-27, 30-27) | Missouri Bap. | W | 3-0 | (30-26, 30-18, 30-27) | | | | |
| Missouri Valley | W | 3-2 | (30-24, 32-34, 30-20, 27-30, 19-17) | Saint Ambrose | W | 3-0 | (30-22, 30-19, 30-21) | | | | |
| Calif. Baptist | L | 0-3 | (28-30, 26-30, 31-33) | Warner South | W | 3-0 | (30-18, 30-23, 30-27) | | | | |
| Peru State | W | 3-0 | (30-23, 30-21, 30-21) | Peru State | W | 3-0 | (30-23, 30-21, 30-21) | | | | |
| MAMVIC Conference Tournament | | | | MAMVIC Conference Tournament | | | | | | | |
| Calumet | W | 3-0 | (30-12, 30-13, 30-15) | Calumet | W | 3-0 | (30-12, 30-13, 30-15) | | | | |
| Missouri Bap. | W | 3-1 | (30-20, 30-17, 25-30, 30-24) | Missouri Bap. | W | 3-1 | (30-20, 30-17, 25-30, 30-24) | | | | |
| NAIA National Invitational Tournament | | | | NAIA National Invitational Tournament | | | | | | | |
| Newman | W | 3-1 | (30-22, 30-24, 27-30, 30-25) | Newman | W | 3-1 | (30-22, 30-24, 27-30, 30-25) | | | | |
| Missouri Bap. | W | 3-0 | (30-18, 30-27, 30-27) | Missouri Bap. | W | 3-0 | (30-18, 30-27, 30-27) | | | | |
| Missouri Valley | W | 3-2 | (30-24, 32-34, 30-20, 27-30, 19-17) | Missouri Valley | W | 3-2 | (30-24, 32-34, 30-20, 27-30, 19-17) | | | | |
| Calif. Baptist | L | 0-3 | (28-30, 26-30, 31-33) | Calif. Baptist | L | 0-3 | (28-30, 26-30, 31-33) | | | | |
| 2007 (25-8) | | | | 2008 (25-10) | | | | | | | |
| Loyola-Chicago | L | 1-3 | (30-27, 23-30, 22-30, 26-30) | Moody Bible | W | 3-0 | (30-14, 30-11, 30-18) | | | | |
| Quincy | W | 3-2 | (33-35, 30-20, 30-22, 24-30, 15-10) | Warner South | W | 3-0 | (30-22, 30-19, 30-18) | | | | |
| Peru State | W | 3-0 | (30-20, 30-20, 30-25) | Hope Intl. | W | 3-1 | (30-22, 31-29, 30-25, 30-27) | | | | |
| Graceland | W | 3-0 | (30-20, 30-27, 30-22) | Saint Ambrose | W | 3-0 | (30-28, 30-21, 32-30) | | | | |
| Warner South | W | 3-0 | (30-27, 30-21, 30-23) | Holy Names | W | 3-0 | (30-17, 30-28, 30-24) | | | | |
| Hope Intl. | W | 3-0 | (30-27, 30-27, 30-27) | Park | L | 1-3 | (24-30, 28-30, 31-29, 22-30) | | | | |
| Holy Names | W | 3-1 | (30-21, 30-24, 27-30, 30-18) | Clarke | W | 3-0 | (30-24, 30-22, 30-26) | | | | |
| Calif. Baptist | L | 1-3 | (19-30, 30-28, 26-30, 19-30) | | | | | | | | |
| Missouri Valley | W | 3-0 | (30-27, 32-30, 30-28) | | | | | | | | |
| Carthage | W | 3-0 | (30-28, 30-25, 30-23) | | | | | | | | |
| Park | L | 0-3 | (22-30, 21-30, 26-30) | | | | | | | | |
| Missouri Bap. | W | 3-1 | (21-30, 30-28, 30-26, 30-26) | | | | | | | | |
| Saint Ambrose | W | 3-0 | (30-22, 30-18, 30-20) | | | | | | | | |
| Johnson&Wales | W | 3-1 | (27-30, 30-16, 30-20, 30-27) | | | | | | | | |
| Cardinal Stritch | W | 3-0 | (30-25, 30-27, 33-31) | | | | | | | | |
| Saint Ambrose | W | 3-2 | (30-19, 29-31, 30-22, 25-30, 15-12) | | | | | | | | |



ALL-TIME SCORES

2009 (37-3)

| | | | |
|------------------|---|-----|-------------------------------------|
| Lewis | L | 2-3 | (20-30, 30-24, 24-30, 30-23, 7-15) |
| Carthage | W | 3-2 | (28-30, 27-30, 30-23, 30-21, 15-12) |
| Hannibal | W | 3-0 | (30-18, 30-18, 30-19) |
| Missouri Valley | W | 3-0 | (30-23, 30-28, 30-17) |
| Clarke | W | 3-0 | (30-19, 30-26, 31-29) |
| Hope Intl. | W | 3-2 | (33-31, 30-24, 21-30, 26-30, 15-10) |
| Saint Ambrose | W | 3-2 | (30-21, 28-30, 30-32, 30-20, 15-7) |
| Quincy | W | 3-0 | (30-22, 30-27, 30-23) |
| Missouri Valley | W | 3-0 | (30-21, 30-21, 30-28) |
| Park | W | 3-1 | (30-27, 30-26, 27-30, 30-21) |
| Graceland | W | 3-1 | (30-23, 30-22, 28-30, 30-24) |
| Hope Intl. | W | 3-1 | (23-30, 30-23, 30-28, 30-22) |
| Calif. Baptist | L | 1-3 | (30-24, 29-31, 22-30, 22-30) |
| Calif. Baptist | L | 0-3 | (28-30, 25-30, 15-30) |
| UC-Santa Cruz | W | 3-1 | (30-24, 29-31, 30-28, 31-29) |
| Missouri Bap. | W | 3-0 | (30-19, 30-23, 30-26) |
| Quincy | W | 3-1 | (31-29, 30-23, 23-30, 30-28) |
| Moody Bible | W | 3-0 | (30-13, 30-20, 30-9) |
| Warner South. | W | 3-1 | (30-23, 30-26, 25-30, 30-15) |
| King | W | 3-0 | (30-16, 30-28, 30-21) |
| Saint Ambrose | W | 3-1 | (30-27, 30-14, 28-30, 30-16) |
| Johnson&Wales | W | 3-0 | (30-18, 30-25, 30-24) |
| Johnson&Wales | W | 3-1 | (30-27, 28-30, 30-27, 30-27) |
| Carthage | W | 3-0 | (30-26, 30-26, 30-17) |
| Cardinal Stritch | W | 3-2 | (30-18, 26-30, 30-24, 25-30, 15-10) |
| Park | W | 3-2 | (30-22, 28-30, 28-30, 30-25, 15-13) |
| Missouri Bap. | W | 3-1 | (21-30, 30-21, 30-20, 30-14) |
| Hannibal | W | 3-0 | (30-15, 30-21, 30-20) |
| Holy Names | W | 3-1 | (30-18, 30-23, 28-30, 30-15) |
| Clarke | W | 3-0 | (30-24, 30-27, 30-23) |
| Missouri Bap. | W | 3-1 | (24-30, 30-22, 30-24, 32-30) |
| Quincy | W | 3-0 | (30-24, 30-20, 30-12) |
| Hannibal | W | 3-0 | (30-17, 30-26, 30-24) |
| Graceland | W | 3-0 | (30-25, 30-24, 30-23) |

MAMVIC Conference Tournament

| | | | |
|---------------|---|-----|------------------------------|
| Johnson&Wales | W | 3-1 | (30-27, 30-27, 25-30, 30-21) |
| Graceland | W | 3-1 | (30-20, 26-30, 30-21, 30-26) |

NAIA National Invitational Tournament

| | | | |
|------------------|---|-----|------------------------------|
| Park | W | 3-1 | (24-30, 30-26, 30-26, 30-20) |
| Hope Intl. | W | 3-1 | (30-25, 25-30, 30-28, 30-25) |
| Cardinal Stritch | W | 3-0 | (30-18, 30-23, 32-30) |
| Calif. Baptist | W | 3-0 | (30-20, 30-28, 30-27) |

2010 (22-12)

| | | | |
|------------------|---|-----|-------------------------------------|
| Park | W | 2-3 | (28-30, 26-30, 30-27, 30-23, 8-15) |
| Quincy | L | 2-3 | (23-30, 30-24, 29-31, 30-28, 11-15) |
| Missouri Valley | W | 3-0 | (30-20, 30-24, 30-16) |
| Holy Names | W | 3-0 | (30-17, 30-21, 30-23) |
| Calif. Baptist | L | 0-3 | (28-30, 23-30, 26-30) |
| Saint Ambrose | W | 3-0 | (30-25, 36-34, 30-26) |
| Hope Intl. | L | 1-3 | (23-30, 30-23, 26-30, 26-30) |
| MSOE | W | 3-0 | (30-18, 30-24, 30-18) |
| Cardinal Stritch | L | 1-3 | (26-30, 30-32, 30-27, 21-30) |
| Hannibal | W | 3-0 | (30-18, 30-18, 30-26) |
| Graceland | W | 3-2 | (30-21, 30-26, 28-30, 26-30, 15-4) |
| Park | L | 1-3 | (27-30, 29-31, 30-28, 27-30) |
| Missouri Bap. | W | 3-1 | (34-32, 20-30, 30-26, 30-20) |
| Saint Xavier | W | 3-0 | (30-22, 30-11, 30-24) |
| Cardinal Stritch | W | 3-1 | (30-26, 30-23, 26-30, 30-17) |
| MSOE | W | 3-2 | (30-26, 24-30, 30-19, 28-30, 15-7) |
| Quincy | W | 3-0 | (30-22, 30-22, 30-23) |
| Grand Canyon | W | 3-0 | (30-27, 32-30, 30-26) |
| Saint Xavier | W | 3-0 | (30-17, 30-19, 30-25) |
| Saint Ambrose | L | 1-3 | (23-30, 26-30, 30-24, 29-31) |
| Warner South. | W | 3-0 | (30-23, 30-23, 34-32) |
| Missouri Bap. | L | 2-3 | (30-32, 30-20, 30-21, 28-30, 11-15) |
| Graceland | W | 3-0 | (30-19, 30-23, 30-26) |
| Hannibal | W | 3-1 | (30-13, 28-30, 30-21, 30-20) |
| Johnson&Wales | L | 1-3 | (33-35, 29-31, 30-21, 31-33) |
| Johnson&Wales | L | 1-3 | (28-30, 30-32, 30-18, 21-30) |
| Missouri Valley | W | 3-1 | (30-24, 31-29, 23-30, 30-27) |

| | | | |
|---------------|---|-----|-------------------------------------|
| Clarke | L | 2-3 | (26-30, 30-23, 20-30, 32-30, 13-15) |
| Missouri Bap. | L | 0-3 | (26-30, 22-30, 18-30) |
| Hannibal | W | 3-0 | (30-22, 30-28, 30-22) |
| Graceland | W | 3-0 | (30-22, 30-25, 30-19) |

MAMVIC Conference Tournament

| | | | |
|-----------------|---|-----|-------------------------------------|
| Missouri Valley | W | 3-0 | (30-24, 32-30, 30-23) |
| Park | W | 3-2 | (30-27, 30-22, 32-34, 19-30, 16-14) |
| Missouri Bap. | L | 0-3 | (19-30, 26-30, 34-36) |

2011 (24-10)


| | | | |
|------------------|---|-----|-------------------------------------|
| Ball State | L | 0-3 | (23-25, 25-27, 22-25) |
| Quincy | W | 3-1 | (29-27, 15-25, 25-23, 25-17) |
| Lewis | L | 0-3 | (19-25, 17-25, 19-25) |
| Loyola-Chicago | L | 1-3 | (25-23, 21-25, 13-25, 21-25) |
| Missouri Valley | W | 3-1 | (25-13, 25-15, 20-25, 25-18) |
| Park | L | 2-3 | (25-19, 28-30, 24-26, 25-22, 9-15) |
| Graceland | L | 1-3 | (24-26, 25-19, 22-25, 24-26) |
| Saint Ambrose | W | 3-2 | (25-14, 25-18, 23-25, 17-25, 15-9) |
| Clarke | W | 3-0 | (25-19, 25-20, 37-35) |
| Saint Xavier | W | 3-0 | (25-15, 25-12, 25-16) |
| Hope Intl. | W | 3-0 | (26-24, 25-16, 25-18) |
| Hannibal | W | 3-0 | (25-21, 25-15, 25-15) |
| Siena Heights | W | 3-0 | (25-12, 25-16, 25-13) |
| Cardinal Stritch | W | 3-0 | (25-18, 25-16, 25-13) |
| Missouri Bap. | W | 3-1 | (25-19, 20-25, 25-17, 25-18) |
| Graceland | W | 3-2 | (19-25, 25-17, 25-21, 23-25, 15-9) |
| Grand Canyon | W | 3-1 | (25-19, 18-25, 25-22, 25-18) |
| Calif. Baptist | L | 2-3 | (23-25, 25-23, 25-23, 19-25, 10-15) |
| Calif. Baptist | L | 2-3 | (21-25, 25-23, 25-11, 26-28, 12-15) |
| Hope Intl. | W | 3-1 | (25-14, 25-19, 23-25, 25-16) |
| Missouri Bap. | W | 3-1 | (25-21, 33-31, 24-26, 25-16) |
| Johnson&Wales | W | 3-0 | (25-19, 25-18, 26-24) |
| Johnson&Wales | W | 3-0 | (25-19, 25-18, 25-20) |
| Park | W | 3-1 | (25-15, 24-26, 25-22, 25-20) |
| Missouri Valley | W | 3-0 | (25-16, 25-16, 25-22) |
| Clarke | L | 1-3 | (22-25, 31-33, 25-20, 19-25) |
| Missouri Valley | W | 3-0 | (27-25, 25-20, 25-23) |
| Hannibal | W | 3-0 | (25-13, 25-20, 33-31) |
| Quincy | W | 3-2 | (19-25, 25-19, 25-20, 20-25, 15-11) |

MAMVIC Conference Tournament

| | | | |
|-----------|---|-----|------------------------------|
| Graceland | W | 3-1 | (25-21, 29-27, 21-25, 25-17) |
| Park | W | 3-1 | (25-21, 23-25, 25-20, 25-19) |

NAIA National Invitational Tournament

| | | | |
|---------------|---|-----|-------------------------------------|
| Warner | L | 2-3 | (16-25, 26-24, 21-25, 25-21, 14-16) |
| Park | W | 3-0 | (25-15, 27-25, 25-21) |
| Saint Ambrose | L | 2-3 | (22-25, 25-23, 19-25, 25-19, 13-15) |







Lindenwood University



Athletic Department

ABOUT LINDENWOOD ATHLETICS

The Lindenwood University athletics department has grown significantly over the past two decades, going from just a few sports to having one of the largest and most successful athletic departments in the nation. Lindenwood will sponsor 48 varsity athletics teams in 2011-12 and add a 49th in 2012-13. Over the last 10 years, Lindenwood has won 43 varsity national championships.

Twenty-seven of Lindenwood's sports programs are currently transitioning to the National Collegiate Athletic Association (NCAA). Twenty-four of those teams will compete for NCAA Division II National Championships, while the other three will compete for NCAA National Collegiate Championships, which are mostly made up of NCAA Division I programs.

In 2012-13, the majority of Lindenwood's NCAA programs will compete in the Mid-America Intercollegiate Athletics Association (MIAA). The MIAA is one of the top NCAA Division II conferences, and it sponsors championships in baseball, men's and women's basketball, men's and women's cross country, football, men's and women's golf, women's soccer, softball, men's and women's tennis, men's and women's indoor track and field, men's and women's outdoor track and field, and women's volleyball.

The MIAA was founded 1912 and in 2012-13 will include the following schools: Central Missouri, Central Oklahoma, Emporia State, Fort Hays State, Lincoln, Lindenwood, Missouri Southern, Missouri Western, Nebraska-Kearney, Northeastern State, Northwest Missouri State, Pittsburg State, Southwest Baptist, Truman, and Washburn.

Lindenwood also offers a variety of sports outside of the

NCAA, most of which are among the top programs in their respective national and conference organizations.

Athletics Philosophy

Lindenwood University is committed to the development of the whole person within a value system that acknowledges our Christian heritage and focuses on a four-dimensional personal growth: mental, social, physical, and spiritual.

The actions of the student-athlete affect both himself/herself and others. In choosing to be a part of the Lindenwood learning community, the student-athlete agrees to be responsible and to choose his/her actions in such a way that they reflect favorably on the student-athlete and the Lindenwood community.

Mission Statement

It is the mission of intercollegiate sports at Lindenwood University to advance learning, enliven campus life, develop leadership skills, and foster the personal growth of the student athlete through offering a high quality athletics program. Athletics Department personnel strive to provide model programs that develop meaningful standards of scholarship, athletic performance, leadership, community service, and sportsmanship conduct. Through sports, Lindenwood seeks to contribute to a sense of collegiate identity and positive perception in the community. The Athletics Department shall strive for excellence in the competitive environment in accord with the philosophy, rules, and regulations of the NAIA and other sports governing bodies in which Lindenwood has membership.

ATHLETICS DEPARTMENT





ATHLETICS DIRECTOR - JOHN CREER



be the head cross country and track and field coach at Missouri Baptist. In 1991, Creer would move to Lindenwood, but it wasn't until 1996 that he became the head coach of the cross country and track and field teams.

During Creer's coaching career he coached three national championship teams in women's track and field, seven men's track and field team championships, two world champions in track and field, three Olympic silver medalists, one Olympic bronze medalist, 15 Olympic games participants, 125 individual national champion, and 512 All-Americans.

Not only has Creer coached national championship teams and national champions, he has been awarded many individual accolades. He has been the NAIA National Coach of the Year eight times, the NCCAA National Coach of the Year, the West Texas Hall of Fame Coach of the year three times, and the NAIA region and conference coach of the year numerous times.

To go along with all of the coach-of-the-year awards Creer has been inducted into four Halls of Fame. He was inducted into the NAIA Hall of Fame in 2001, the Missouri Baptist Hall of Fame in 2006, the Lindenwood University Hall of Fame in 2007, and in 2009 he was inducted into the Wayland Baptist Hall of Fame.

Along with his numerous duties at Lindenwood, Creer is the chair of the Lindenwood Athletics Hall of Fame committee and is on the Board of Directors for the St. Charles YMCA.

Creer received his bachelor's degree in English from Western Michigan University in 1970 and earned his master's degree from Troy State in educational administration and supervision in 1976.

Creer and his wife Liz have three daughters (Kimberly, Jennifer, Ashley), and three grandsons, and one granddaughter.

John Creer is entering his 21st year at Lindenwood and his 11th year as the Athletics Director. Before becoming the athletic director at Lindenwood, Creer served as the Dean of Students from 1991 until 1999.

Creer is currently leading Lindenwood's move to the NCAA Division II level. He has helped the program enter the candidacy stage in the NCAA process. Creer oversees 27 sports that are seeking membership in the NCAA.


Prior to Lindenwood's move to the NCAA, Creer oversaw an athletic department that included 21 NAIA sports programs and 25 other varsity programs that competed in other national organizations. While he was athletics director, those programs captured 40 national championships and 134 conference championships. In the NAIA, the athletics department finished in the top five in the Learfield Sports Directors' Cup in every season but one since he became Athletics Director. In 2001-02 and 2002-03, Lindenwood won the Directors' Cup for being the top overall athletics department in the NAIA.

During Creer's tenure, the Athletics Department has grown in the number athletic programs and in the quality of facilities. Creer has been part of the construction of the Lou Brock Sports Complex and the Lindenwood Track, the purchase of Lindenwood Ice Arena, and the major renovations of Harlen C. Hunter Stadium.

Before moving into the administrative side of athletics, Creer was one of the most successful track and field coaches in the country. Creer began his head coaching career in 1970 at Winter Haven High School (Fla.), where he coached the cross country teams and assisted with the track and field teams. In 1973, Creer accepted a teaching position at Kathleen High School in Lakeland, Fla., and was head coach for the cross country and track and field teams.

In 1975, he moved onto the collegiate level when he became the head cross country coach and assistant head coach of the track and field team at Troy State University. After the 1977 season, Creer moved onto the Division I level at the University of Florida. At Florida he was the associate head coach of the track and field team from 1977-1978 and in 1978-79 became the interim head coach of the Gators.

Next up for Creer was the international level. In 1979, he was the assistant national coach for the Kingdom of Saudi Arabia's Olympic track and field team. In 1983, he would become a head coach at Wayland Baptist University. After a five-year stint at Wayland, Creer was hired to




ATHLETICS DEPARTMENT STAFF



Chanda Jackson
Associate Athletics Director Internal Affairs/
SWA



Scott Queen
Associate Athletics Director-
External Affairs



Christine Rebori
Assistant Athletics Director
Compliance



Carl Hutter
Assistant Athletics Director
Facilities



Derek Schaub
Assistant Athletic Director for
Stick Sports




David Arns
Faculty Athletics Representative




Jane Baum
Athletics Development Director



Randy Biggerstaff
Director of Athletic Training




Jack Cribbin
Athletics Marketing Director



Anna Girdwood
Assistant Director of Compliance



Rick Gorzynski
Director of Academic Services



Lisa Hundelt
Administrative Assistant



Mike Morgan
Assistant Sports Information Director



Daniel Newton
Sports Information Director



Tom Wagganer
Director of Event Operations/Promotions



NCAA SPORTS HEAD COACHES



Doug Bletcher
Baseball



Jack Cribbin
Women's Lacrosse



Roger Ellis
Men's Golf



Tony Francis
Women's Basketball



Ed Harris
Track and Field



Carl Hutter
Men's Soccer



Sarah Johnson
Field Hockey



Laurie Kaminski
Women's Soccer



Don Loberg
Softball



Craig Penrose
Swimming and Diving



Ira Price
Cross Country



Patrick Ross
Football



Derek Schaub
Men's Lacrosse



Brad Soderberg
Men's Basketball



Chad Smith
Wrestling



Bill Vahle
Men's and Women's



Abby Webber
Women's Golf



Ron Young
Men's and Women's
Volleyball

LINDENWOOD ATHLETICS HISTORY

Athletics has been an important part of Lindenwood University throughout its 181-year history, from the school's beginnings as an all-girls school to the last 40 years as a coed institution. Over the last decade, Lindenwood athletics has reached their greatest heights as the Intercollegiate Athletics Department has been one of the most successful programs in the country at any level.

Early Years

There were not many Lindenwood publications in the 1800s, but the few that have been found refer to athletics at the school. An 1898 edition of the school newspaper, *Under The Lindens*, leads with a story about the importance of physical training at the school:

"Few ladies' schools, and especially in the West, can boast of better facilities for gymnastic training. Each student is required to take regular training in the gymnasium under the direction of a competent teacher, the value of which training need not be dwelt up."

In 1905, a permanent athletics association was organized for the first time at Lindenwood to oversee sports at the school. The first programs included tennis, bowling, fencing, basket-ball, and walking clubs, with the big event being the senior-junior basket-ball contest in which a prize of \$10 went to the winning team. It is believed that in the mid-1940s Lindenwood women's teams began playing intercollegiate athletics, with the major sports being field hockey and basketball. Equestrian also became one of the biggest athletic competitions around the Lindenwood campus during this time period.

Modern Athletics Department

The beginning of the current Lindenwood athletics department can be traced to the early 1970s, when the school began to open its doors to male students. Sports such as baseball, basketball, and soccer were added to the varsity roster and the school began its association with the National Association of Intercollegiate Athletics (NAIA).

The first major impact that the Lindenwood athletic department had on a national scale would not come until the 1980s when the women's soccer team became a yearly threat for the national title. The Lady Lions would never win a national championship, but they reached the national tournament 13 times and had two runner-up finishes and three third-place showings. Lindenwood women's soccer was a part of one of the greatest collegiate championship games of all-time when it and Simon Fraser played scoreless soccer for over 162 minutes before Simon Fraser scored in the fifth overtime.

1990s

The 1990s marked the beginning of a major expansion of the Lindenwood Athletics Department. By the turn of the century, the school would field a team for all 21 sports in which the NAIA offered a national championship. The biggest addition was a varsity football team in 1990. The program won its inaugural game by a 21-14 score over Dana College and went on to have a winning record its first year, foreshadowing what would become one of Lindenwood's top programs.

The highlight of the decade came in 1998 when the indoor track and field team won the NAIA National Championship, the first ever title for the Lindenwood athletics program. The Lions led by just two points heading into the final event of the competition, but the school's 4x400 relay team finished second to seal the championship. Current Athletics Director John Creer was the head coach of that program, and Sharif Karie was named the meet's outstanding performer.

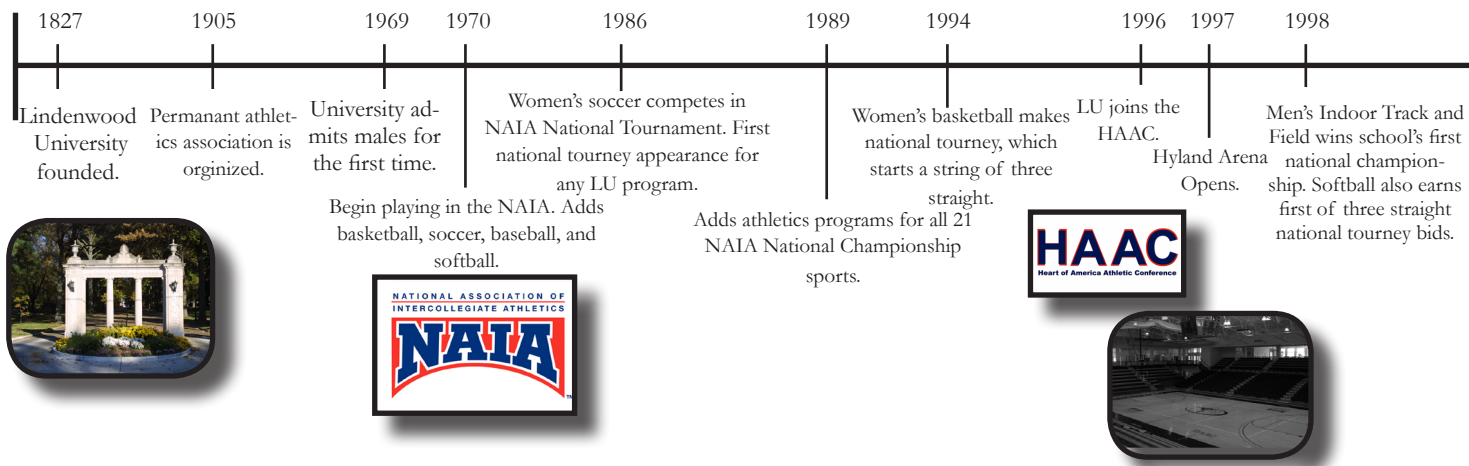
Aside from the men's track and field national championship, it was the women who provided the top highlights for Lindenwood throughout the 1990s. The women's basketball team advanced to three national tournaments and won five conference championships and five conference tournaments during the decade. As mentioned earlier, women's soccer was a threat nearly every year to have a high finish at the national tournament. Softball became a regular winner late in the decade, going to three national tournaments from 1998-2000.

Heart of America Athletic Conference (HAAC)

Lindenwood briefly belonged to the American Midwest Conference for three years in the 1990s before joining the Heart of America Athletic Conference (HAAC) in 1996. The school's affiliation with the HAAC, an 11-team league with schools in Missouri, Kansas, and Iowa, would be its longest with a conference in its history.

Almost from the very beginning, Lindenwood raised the reputation of the HAAC on the national level. The athletics program wasted little time in becoming the most prominent member of the conference, finishing second in the conference's all-sports trophy standings in 1996-97 and then winning the HAAC all-sports award every year since.

ATHLETICS HISTORY





Lindenwood won nearly 46 percent of the total conference championships during its time in the HAAC. Its 128 HAAC titles are 93 more than the next closest school has won in that span. In fact, in just 15 years, Lindenwood won more HAAC titles than any other school in conference history, despite the fact that many of the HAAC schools have been in the league since it was started in 1971. Runner-up to Lindenwood is William Jewell, which has won 108 titles in 40 years. No other HAAC school has won more than 87 conference titles.

On a national scale, Lindenwood has won 10 NAIA National Championships since joining the HAAC, including five in sports that are sponsored by the conference. The other 10 HAAC programs have combined to win three national championships during the league's history.

2000s

The last 10 years of Lindenwood athletics has been marked by two main themes – continued expansion and success. The two themes merged in 2008 for the biggest accomplishment of the program's history when two athletes with Lindenwood ties competed in the Olympic Games.

NAIA Success

The last decade has seen Lindenwood's NAIA programs make the leap from being good to being elite.

Lindenwood won 10 NAIA national championships, with nine of them coming since the 2002-03 school year. Half of these have come from the Lions wrestling team, which has won five titles starting with the 2002 national championship. Besides its 1998 title, men's track and field has also won two other indoor national championships and one outdoor title. The final national championship came from the 2004 men's soccer team.

In the annual NACDA Directors' Cup standings, Lindenwood has finished seventh or better for 13 straight years, and only once in that span has the school finished outside the top five. It has four runner-up finishes, and twice Lindenwood has won the Directors' Cup. In 2001-02, Lindenwood won the Directors' Cup for the first time. That year, the school had seven top-ten national finishes as it edged the second-place school by 23.5 points. In 2002-03, Lindenwood repeated in another close contest that saw the school win by 28.5 points. That year, the school again had seven athletic programs with top-ten finishes at their national events.

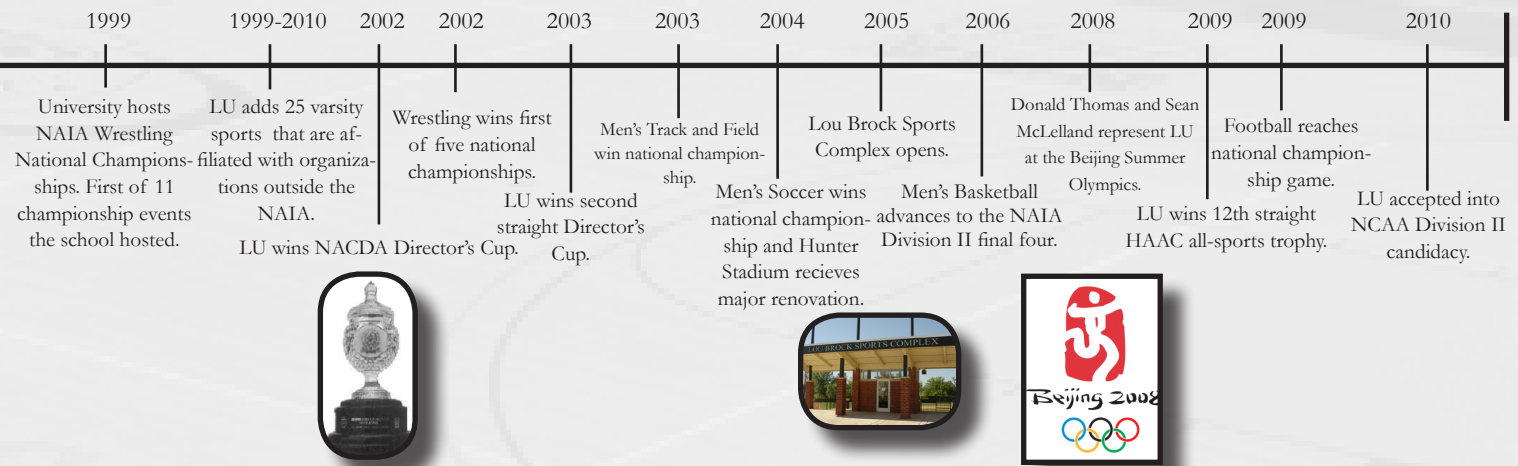
Lindenwood has also had several exciting runs at national championship events throughout the years. The Lions football team began building a powerhouse with the hiring of Patrick Ross in 2004. The program reached its greatest heights in December 2009 when it played in the NAIA national championship game, losing by just three points to future NCAA Division II school Sioux Falls. Men's basketball reached the NAIA Division II semifinals in 2006 and advanced to the second round of the NAIA Division I National Tournament in 2011. On the women's side, volleyball head coach Ron Young has taken his team to three NAIA national championship events in the last four years, including a quarterfinal showing in 2007. Women's track and field has been coming closer to a national title in recent years, including a third-place finish at the 2009 outdoor championships.

2008 Beijing Olympics

During the opening ceremonies of the 2008 Beijing Summer Olympics, two Lions were among the athletes who marched into the stadium. Lindenwood University was even mentioned by Bob Costas on the national telecast that was seen by over 34 million people, making the school just one of two United States colleges mentioned during the parade of athletes.

The athlete that Costas talked about was Donald Thomas, who has one of the most unique stories in track and field history. Thomas was a junior varsity basketball player at Lindenwood who tried the high jump one evening in order to win a dare. Less than two months after winning that dare, he finished second at the national championships in the indoor high jump and helped Lindenwood win a team national title. After graduating from Lindenwood in 2006, he used his final year of eligibility to become a NCAA Division I national champion at Auburn University. He then burst onto the national scene by winning the 2007 World Championships. At the Olympics, Thomas, who was representing the country of the Bahamas, finished 21st after clearing 2.20m.

A Lindenwood athlete at the time, Sean McLelland was also a participant at that year's Olympics, representing the United States in the International Skeet Shooting competition. McLelland had his best international performance at the event, tying for sixth after hitting 118-of-125 targets. That showing advanced him to a shoot-off to determine who would advance to finals, and he fell short in that round. Despite being one target short of making the finals, he still finished ahead of 13 shooters above him in the world rankings, including five in the top ten.



Hyland Home of the Line

The Hyland Arena was built in 1997 and is home to many Lindenwood athletic programs along with athletic department offices. Both men's and women's basketball, volleyball, wrestling, and women's gymnastics programs compete at the arena along with table tennis, dance, and cheerleading.

The facility was named after Robert Hyland, who was the chairman of the Lindenwood board for many years and was also the CBS Regional Vice President and General Manager of radio station KMOX in St. Louis, Missouri for four decades. Hyland introduced the first talk radio format and the first listener call-in programs at KMOX in 1960.

Hyland Arena has hosted numerous special events. In 2010, the arena hosted a nationally televised (ESPNU) high school basketball game. The facility also hosts basketball state championship tournament games and many other events.





Arena Lindenwood Lions



FITNESS CENTER

The Fitness Center/ Field House on the Lindenwood Campus is where students and athletes can work out. To go along with racks of free weights and weightlifting equipment students and athletes can jog around a track and use one of the many cardio machines. The field house is home to many athletic teams' offices along with locker rooms for Harlen C. Hunter.



FITNESS CENTER



The HIT Center's specialized programs are designed to provide an opportunity for Lindenwood University athletes to utilize its unique services. These programs are open to all the University's athletic programs, and they will be conducted during the hours of 8 a.m.-12 p.m. Each program is limited to a specific number of athletes per session, and they are filled on a first-come, first-served basis.

Programs Include:

Eye-Metrix

- The Eye-Metrix program is designed to improve hand-body-eye coordination, peripheral vision, depth perception, visual recognition, object tracking, and speed of eye movements. The athlete's visual system accounts for 80-85 percent of the sensory information he/she receives. This program gives the athlete an opportunity to train this integral system.

Body Composition

- This program is designed to provide the necessary knowledge, information, and training to help the athlete reach his/her desired body composition. The program includes the following:
 - Complete energy expenditure profile
 - Full metabolic profile
 - Body composition analysis
 - Nutritional consultation (no specific meal plans provided)
 - Fitness training sessions
 - Follow-up evaluation

Overspeed

- This program utilizes the ELG treadmill, which has no resistance and extremely fast speeds. This creates more stimulus and enables the body to recruit more Type II (fast twitch) muscle fibers while focusing on proper running form and technique.

Arm and Bat Speed

- This program is designed specifically for baseball and softball athletes to improve bat and arm speed, strength, and rotational power.

Club Head Speed

- This program is designed specifically for golfers to improve club head speed, strength, rotational power, and balance.





LINDENWOOD FACILITIES



LINDENWOOD ICE ARENA
WOMEN'S ICE HOCKEY



LOU BROCK COMPLEX
BASEBALL FIELD




LOU BROCK COMPLEX
SOFTBALL FIELD



HUNTER STADIUM



ST. PETERS REC-PLEX
AQUATIC SPORTS



HYLAND ARENA
TENNIS COURTS

About the University

LINDENWOOD COLLEGE



PRESIDENT - DR. JAMES D. EVANS

James D. Evans, an accomplished scholar, teacher, author, academic administrator and a successful behavioral consultant, has been the president of Lindenwood University since the summer of 2006.



President Evans joined Lindenwood's faculty in 1974 as an assistant professor of psychology, and he advanced to the rank of professor of psychology in 1985. He was named dean of social sciences in 1994, dean of sciences in 1995, and dean of faculty in 1996. He was elevated to the post of provost in 2000.

Since becoming president, Evans has articulated a mission-based vision for Lindenwood – focus on students, strong academic programs, cutting edge technology, increased emphasis on student development and open and clear communication with the university's constituencies.

Under Evans' leadership, the administration has recruited some of the nation's top university teachers for Lindenwood's growing faculty. He played an integral role in establishing the University's first doctoral program, a doctor of education degree, and he is shepherding Lindenwood's pursuit of additional doctoral degrees. Under his leadership, specialized accreditations in the Social Work Department and the School of Business and Entrepreneurship have been obtained.

Evans is a catalyst for continuing physical plant improvements at Lindenwood. Under his leadership, the University has constructed additional residence halls, a new student center, and a major renovation and expansion of Harmon Hall. Three new extension campuses in Wildwood, Ofallon, Mo. and Downtown St. Louis, have been added during Evans' presidency. Evans is focusing on improving the campus landscaping and beautifying all of the Lindenwood University educational sites. Additionally, he has ensured that the school will be on the cutting edge of educational technology through wireless Internet connectivity at all of its major sites and campuses.

Evans received his Ph.D. in research psychology from Iowa State University in 1974; his M.S. in psychology from Iowa State University in 1969; and his B.S. in psychology from Geneva College in 1968. He is the author of two books and has been named to *Who's Who in the Midwest* and *Who's Who Among America's Teachers*. He is on the board of directors of the St. Charles Optimists Club, Partners for Progress, the RCGA, the United Way of Greater St. Louis, and the Economic Development Center of St. Charles.

He and his wife, Lois, a retired educator, live in St. Charles, Mo. They have a daughter, Laura L. Luebbert, who resides in Ferguson, Mo.





Founded in 1827, Lindenwood is a dynamic four-year liberal arts institution dedicated to excellence in higher education. Nestled amid the beautiful linden trees, our historic 500-acre campus is situated in the heart of St. Charles, Mo., a growing community of 62,000 just west of St. Louis.

We offer more than 120 undergraduate and graduate degree programs to approximately 15,000 students through values-centered programs that lead to development of the whole person. Our faculty, staff and administration are committed to an integrative liberal arts curriculum that focuses on the talents, interests and future of our students. Lindenwood is accredited by the Higher Learning Commission of the North Central Association of Colleges and Schools.

Lindenwood University is known nationally and internationally for innovation, entrepreneurship and extraordinary dedication to students. We believe that education is the way to personal freedom and responsibility, which are the keystones of any democracy. We have a liberal arts heritage that goes back more than 183 years. In that time, we have learned how to educate in a way that helps each student become an enlightened, principled citizen of a global community.

Mission Statement

Lindenwood University offers values-centered programs leading to the development of the whole person—an educated, responsible citizen of a global community.

Lindenwood is committed to...

- providing an integrative liberal arts curriculum,
- offering professional and pre-professional degree programs,
- focusing on the talents, interests, and future of the student,
- supporting academic freedom and the unrestricted search for truth,
- affording cultural enrichment to the surrounding community,
 - promoting ethical lifestyles,
 - developing adaptive thinking and problem-solving skills,
 - furthering lifelong learning.

Lindenwood is an independent, public-serving, liberal arts university that has a historical relationship with the Presbyterian Church and is firmly rooted in Judeo-Christian values. These values include belief in an ordered, purposeful universe, the dignity of work, the worth and integrity of the individual, the obligations and privileges of citizenship, and the primacy of the truth.



STUDENT LIFE AT LINDENWOOD

Lindenwood University believes in the importance of co-curricular involvement in activities as a valuable supplement to classroom learning in the total educational process. The Office of Student Life & Leadership serves as a coordination center on campus and works with student organizations in facilitating their activities and projects. Various student organized programs and events are scheduled throughout the year. Included are the programs, meetings and other events of the Lindenwood Student Government Association, Greek organizations and other student organizations.

Student organizations are an important part of university life, providing opportunities for students to design and implement programs, events and activities that extend and amplify the goals of Lindenwood's mission. Students may complement their academic

experiences by becoming involved with approximately 71 student clubs and organizations which, along with the Student Life and Leadership Office, are the major scheduling source for lectures, movies,

dances, entertainers, and a wide variety of other events planned to satisfy the diverse needs and interests of the Lindenwood University community. It is necessary for each organization to register at the Student Activities Office each year and provide the name of a faculty or staff advisor, a current constitution, and a current list of officers and members.

Lindenwood also offers students opportunities to play intramurals. The role of the Lindenwood Intramural Activity program is to involve the student body, faculty, and staff; raise overall University morale; and increase satisfaction with campus life. The goal of the Intramural program is to develop individuals physically, mentally, and socially, as well as develop positive time management habits.

Some of our activities include the first-year housing wars, table tennis, flag football, Lion Pride Olympics, basketball 3-point shoot-out, 3-on-3 and 5-on-5 basketball tournaments, faculty/staff vs. student softball, powderpuff football, dodgeball, judo, women's self defense, kickboxing

and zumba classes, volleyball, hip hop/break dance classes, washers, kickball, and wiffle ball.



SCENES FROM AROUND LINDENWOD



ST. LOUIS



St. Louis is located 20 miles east of St. Charles and is an independent city and the second-largest city in the state of Missouri. The city had a 2010 population of 319,294 and is the principal municipality of Greater St. Louis, population 2,845,298, the largest urban area in Missouri, the 4th-largest urban area in the Midwest, and 15th-largest in the United States.

St. Louis was found in 1763 by French explorers Pierre Laclède de Liguist and Auguste Chouteau. Rapids on the Mississippi River made St. Louis the northernmost navigable port for many large boats, and by the 1850s, St. Louis had become the largest US city west of Pittsburgh, and the second-largest port in the country, with a commercial tonnage exceeded only by New York City. With its French past and numerous Catholic immigrants in the 19th and 20th centuries, St. Louis is one of the largest centers of Roman Catholicism in the United States. Rapid immigration from Europe along with migration from the South pushed city's population to 856,796 in 1950. However, since 1950, the population of St. Louis has fallen to 319,294 as residents moved to surrounding suburbs.

St. Louis is situated near the confluence of the Missouri and the Mississippi Rivers, is the heart of Greater St. Louis, a metropolitan area of nearly 3 million people in Missouri and Illinois, the Illinois portion of which is commonly referred to as the Metro-East. It is home to some of the country's largest public and privately held corporations, including AT&T, Express Scripts, Enterprise Rent-A-Car, Graybar, Scottrade, Edward Jones, Emerson, Energizer, Anheuser-Busch, Inc., Boeing Defense, Space & Security, Purina, Monsanto Company, and MasterCard.




IS, MO.



Baseball, hockey and football are always the topic of discussion in St. Louis, and the Gateway City has always enjoyed a love affair with its pro teams. The Blues, Cardinals and Rams make sure local sports fans have something to cheer about 12 months a year.

St. Louis is a rabid sports town. The city is home to three major sports professional teams.

The St. Louis Cardinals are the most successful national league baseball team with 11 World Series Championships. The team also has numerous Hall of Famers. The NHL's St. Louis Blues also play in St. Louis. The St. Louis Rams moved to the city in 1995 and were crowned Super Bowl Champions in 1999 and made it to the final game in 2001.



The St. Louis Zoo, is a zoo in Forest Park in St. Louis, Missouri. It is recognized as a leading zoo in animal management, research, conservation, and education. Admission is free based on a public subsidy from a cultural tax district, the Metropolitan Zoological Park and Museum District (ZMD); fees are charged for some special attractions. A special feature is the Zooline Railroad, a small passenger train that encircles the zoo, stopping at the more popular attractions.

The city purchased its first exhibit, the Flight Cage, from the Smithsonian Institution following the 1904 St. Louis World's Fair. After the zoo was established, new exhibits, areas and buildings were added through the decades to improve care of the animals, the range of animals and habitats shown, as well as education and interpretation.

ST. CHARLES



Since 1769, Saint. Charles, Missouri, a restored historic city on the Missouri River, has been welcoming visitors to its shores. Founded by French Canadian fur trader Louis Blanchette, the city was named Les Petites Cotes, ("The Little Hills"), which later evolved into Saint Charles. The town regularly welcomed guests from many nations and grew into an important trading center for countless pioneers. Because of its strategic location on the Missouri River and its entrance to the western territory known as the Louisiana Purchase, it was a critical destination for tens of thousands of travelers.



Today, over 65,000 people call St. Charles their home. The City of St. Charles is headquarters for Aspect, Our365, RX System, NewCo Enterprises, Patriot Machine, and Client Services and home to the regional offices of Coca Cola Enterprises, Sysco and American Freightways.

St. Charles is the oldest city on the Missouri River. St. Charles' sister city is Ludwigsburg, Germany.



Almost 200 years ago two brave men launched one of the most amazing adventures of all time. President Thomas Jefferson asked Meriwether Lewis and William Clark to find a route to the Pacific coast. You may know them as the famous Lewis & Clark.

In 1804, they left from Saint Charles to explore new lands from Saint Charles to the Pacific Ocean. During their journey, Lewis and Clark came face-to-face with many wild animals, discovered unknown plants and encountered many Indian cultures. The Lewis and Clark Museum is a great place to learn more about the path Lewis and Clark took. The trading post is filled with the unusual Indian artwork they found during their travels.



RLES, MO.



Main Street has long been the hub of commercial activity for St. Charles. The 13-block stretch of downtown St. Charles runs from Boone's Lick Road to Clark, and boasts a bevy of shops, restaurants and businesses.



The temporary, but first, site for the state capitol.

Missouri's first legislators met in the buildings of the First Missouri State Capitol State Historic Site to undertake the task of reorganizing Missouri's territorial government into a progressive state system. From June 4, 1821, to Oct. 1, 1826, heated debates of state's rights and slavery filled the rooms of the temporary Capitol.

The second floor of two adjoining Federal-style brick buildings was divided and used as Senate and House chambers, an office for the governor, and a small committee room. The first floor of the Peck brothers' building housed a general store and Ruluff Peck's family residence. Chauncy Shepard operated a carpenter shop on the first floor of the adjoining building.



MISSOURI
STATE HISTORIC SITE
MISSOURI DEPARTMENT OF NATURAL RESOURCES

← Visitor Center

2012 Lindenwood Men's Volleyball

